



SC Annual School Report Card Summary

Lady's Island Elementary School
 BEAUFORT COUNTY
 Grades: PK-4 Enrollment: 280
 Principal: Marvelle Ulmer
 Superintendent: Dr. Jeffrey Moss
 Board Chair: Bill Evans

PERFORMANCE

Comprehensive detail, including definitions of ratings, performance criteria, and explanations of status, is available on www.ed.sc.gov and www.eoc.sc.gov as well as school and school district websites. Printed versions are available from school districts upon request.

YEAR	ABSOLUTE RATING	GROWTH RATING	PALMETTO GOLD AND SILVER AWARD		ESEA/FEDERAL ACCOUNTABILITY RATING SYSTEM	
			General Performance	Closing the Gap	ESEA Grade	Accountability Indicator
2014	Average	Average	TBD	TBD	B	Reward
2013	Average	Good	SILVER	SILVER	B	N/A
2012	Good	Excellent	GOLD	GOLD	A	N/A

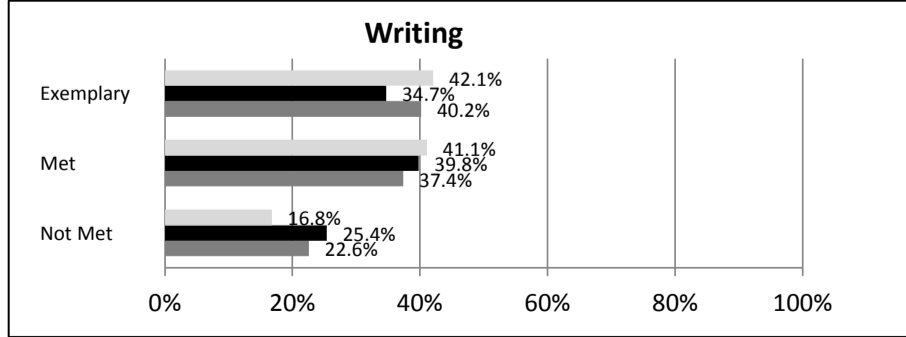
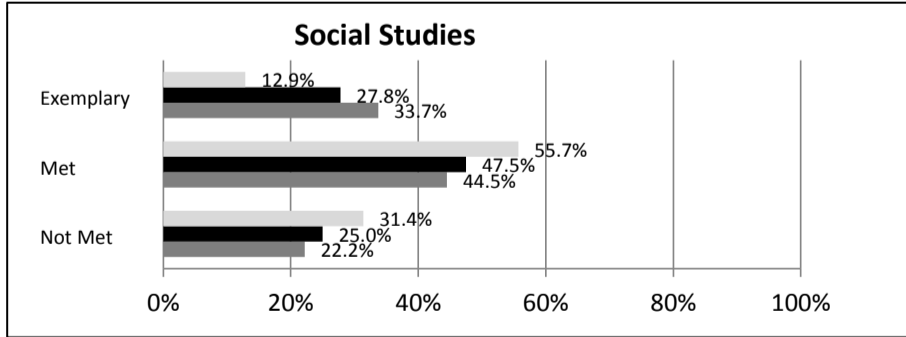
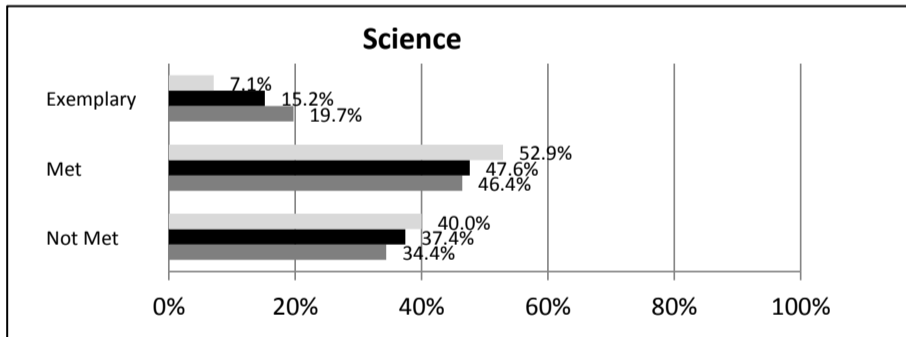
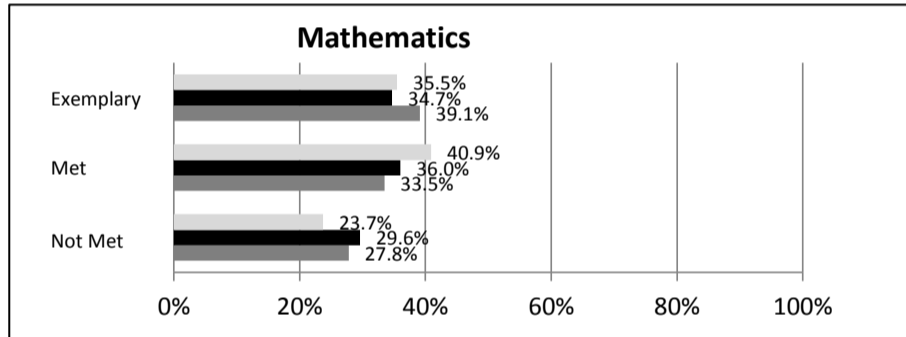
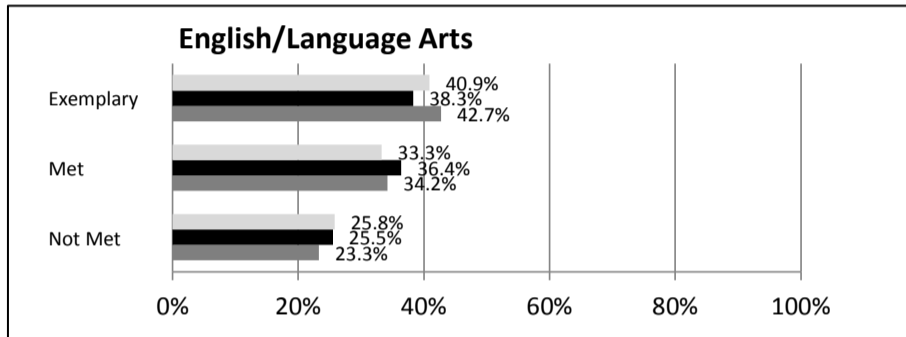
ABSOLUTE RATINGS OF ELEMENTARY SCHOOLS WITH STUDENTS LIKE OURS*

EXCELLENT	GOOD	AVERAGE	BELOW AVERAGE	AT-RISK
20	26	88	5	1

* Ratings are calculated with data available by 04/27/2015. Schools with Students Like Ours are Elementary Schools with Poverty Indices of no more than 5% above or below the index for this school.

SC PASS PERFORMANCE

Our School Elementary Schools with Students Like Ours Elem Schools Statewide



NAEP*

*Performance reported for SC and nation, data not available at school level. Percentages at NAEP Achievement Levels.



SC PERFORMANCE VISION
 By 2020 all students will graduate with the knowledge and skills necessary to compete successfully in the global economy, participate in a democratic society and contribute positively as members of families and communities.

Abbreviations Key

N/A-Not Applicable N/AV-Not Available N/C-Not Collected N/R-Not Reported I/S-Insufficient Sample TBD-To Be Determined

**Lady's Island Elementary School
BEAUFORT COUNTY**

SCHOOL PROFILE

	Our School	Change from Last Year	Elementary Schools with Students Like Ours	Median Elementary Schools
Students (n = 280)				
Retention rate	0.0%	Down from 0.7%	1.3%	1.0%
Attendance rate	96.8%	Up from 96.5%	96.2%	96.5%
Served by gifted and talented program	6.0%	Down from 11.2%	6.0%	7.3%
With disabilities	10.9%	Down from 13.2%	13.6%	12.5%
Older than usual for grade	0.0%	Down from 0.7%	2.2%	1.8%
Out-of-school suspensions or expulsions for violent and/or criminal offenses	0.0%	No change	0.0%	0.0%
Teachers (n = 25)				
Teachers with advanced degrees	72.0%	Down from 75.0%	60.8%	62.3%
Continuing contract teachers	68.0%	Down from 87.5%	80.9%	81.2%
Teachers returning from previous year	85.2%	Up from 82.6%	88.5%	88.4%
Teacher attendance rate	94.8%	Up from 93.3%	95.1%	95.3%
Average teacher salary*	\$52,340	Down 1.2%	\$47,720	\$47,902
Classes not taught by highly qualified teachers	0.0%	No change	0.0%	0.0%
Professional development days/teacher	6.3 days	Down from 12.5 days	10.6 days	10.9 days
School				
Principal's years at school	4.0	Up from 3.0	4.0	4.0
Student-teacher ratio in core subjects	20.2 to 1	Up from 20.1 to 1	20.1 to 1	19.9 to 1
Prime instructional time	89.9%	Up from 88.0%	90.0%	90.7%
Opportunities in the arts	Excellent	No change	Good	Good
SACS accreditation	Yes	No change	Yes	Yes
Parents attending conferences	100.0%	No change	100.0%	100.0%
Character development program	Excellent	No change	Excellent	Excellent
Dollars spent per pupil**	\$12,094	Up 7.4%	\$7,714	\$7,680
Percent of expenditures for instruction**	62.6%	Down from 64.0%	65.8%	66.8%
Percent of expenditures for teacher salaries**	62.5%	Up from 62.0%	64.9%	66.0%
ESEA composite index score	84.0	Down from 87.2	82.6	85.7

* Length of contract = 185+ days.

**Prior year audited financial data available.

EVALUATION RESULTS

	Teachers	Students*	Parents*
Number of surveys returned	21	50	23
Percent satisfied with learning environment	76.2%	94.0%	91.3%
Percent satisfied with social and physical environment	85.7%	82.0%	95.6%
Percent satisfied with school-home relations	75.0%	90.0%	82.6%

*Only students at the highest elementary school grade level at this school and their parents were included.

Comprehensive detail, including definitions of ratings, performance criteria, and explanations of status, is available on www.ed.sc.gov and www.eoc.sc.gov as well as school and school district websites.

Printed versions are available from school districts upon request.

REPORT OF PRINCIPAL AND SCHOOL IMPROVEMENT COUNCIL

Lady's Island Elementary is located in Beaufort, South Carolina. It is nestled in a remote corner of Lady's Island bordered by the marshes of Chowan Creek and Distant Island. An Arts in Basic Curriculum School of choice, Lady's Island Elementary School remains committed to academic excellence through the integration of the arts. 2013-2014 was a very successful year for Lady's Island Elementary as the recipient of double silver awards for earning an 'Average' Absolute rating and a 'Good' Improvement rating. This academic success can be attributed to a school focus on state Common Core standards, the balanced literacy model, Everyday Math program and rigorous professional development through our third year of implementation of the Teacher Advancement Program. Lady's Island Elementary also qualifies as a Title one school, which provided funds for extra reading and math support for students. Title funds benefited students in the afterschool reading and math program, as well as after school computer lab. Other school activities have included Yoga Focus classes, Cup Stacking team, Running Club meets and the Science Fair competition. ☒

In addition to the traditional subjects of physical education, art, and music, Lady's Island also boasts outstanding theater, dance, show choir, drumming, and strings programs. Lady's Island was awarded the Distinguished Arts Program grant. This grant, along with the ABC grant, funded additional opportunities for students to experience the arts woven into their academic programs. One example is the artists in residency programs that took place throughout the school year for students to participate in integrating drama, puppetry, and storytelling in the regular curriculum. In fact, Lady's Island Elementary is one of three ABC schools in Beaufort County who contributed to the district being awarded the Verner Award, the highest honor the state bestows to recognize outstanding achievement and contributions to the arts in South Carolina. The school was featured in a newly published college text entitled *Creating Meaning through Literature and the Arts*, authored by Dr. Claudia Cornett, as a model for integrated arts in school curriculum. ☒

Our students and staff continue to give back to the community in many ways. This year, dance and show choir students performed for residents at assisted living facilities during the holiday season. The school also displayed students' framed art in local medical and business offices. Collections for Angel Tree, canned goods and Thanksgiving dinners were other ways in which students and staff supported members of our community. Local military and armed forces were honored through a Heroes Luncheon and Patriotic Assembly in the fall. Students having family members serving overseas participated in military "lunch bunch" each week. We are pleased with the many successes our school has experienced this school year, and look forward to the future and continuing to Soar to excellence in Academics and the Arts! ☒

☒
Marvelle L. Ulmer, Principal ☒

☒
Jonathan Brown, SIC Chairman

Abbreviations Key

N/A-Not Applicable

N/AV-Not Available

N/C-Not Collected

N/R-Not Reported

I/S-Insufficient Sample

TBD-To Be Determined