



SC Annual School Report Card Summary

Beaufort Elementary
BEAUFORT COUNTY

Grades: PK-5

Enrollment: 611

Principal: Gary McCulloch

Superintendent: Dr. Jeffrey Moss

Board Chair: Bill Evans

PERFORMANCE

Comprehensive detail, including definitions of ratings, performance criteria, and explanations of status, is available on www.ed.sc.gov and www.eoc.sc.gov as well as school and school district websites. Printed versions are available from school districts upon request.

| YEAR | ABSOLUTE RATING | GROWTH RATING | PALMETTO GOLD AND SILVER AWARD | | ESEA/FEDERAL ACCOUNTABILITY RATING SYSTEM | |
|------|-----------------|---------------|--------------------------------|-----------------|---|--------------------------|
| | | | General Performance | Closing the Gap | ESEA Grade | Accountability Indicator |
| 2014 | Good | Good | TBD | TBD | B | Focus |
| 2013 | Good | Excellent | GOLD | SILVER | A | Focus |
| 2012 | Good | Good | SILVER | N/A | A | Focus |

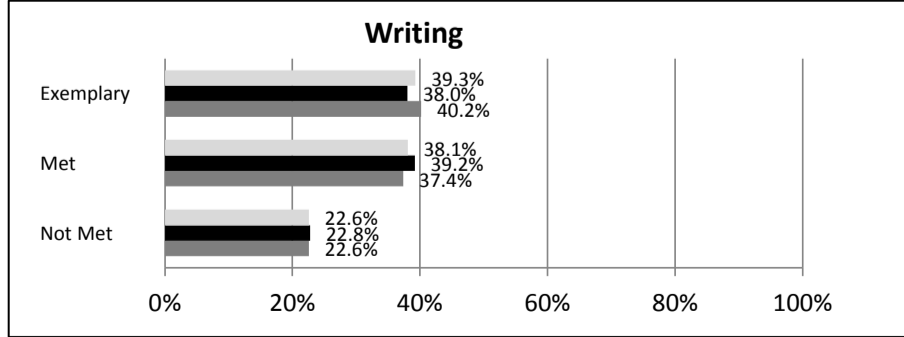
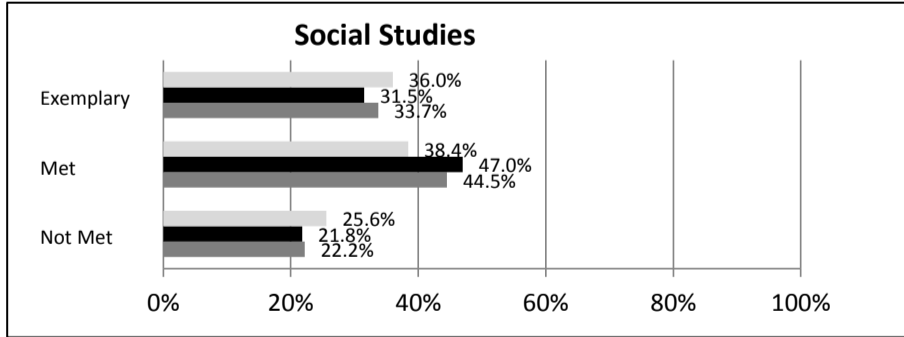
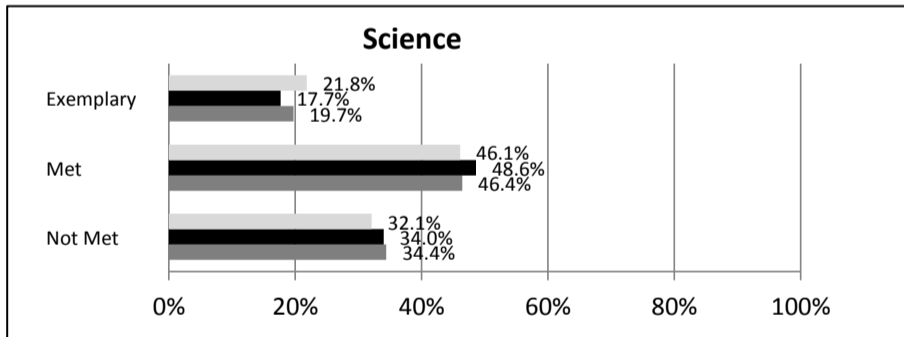
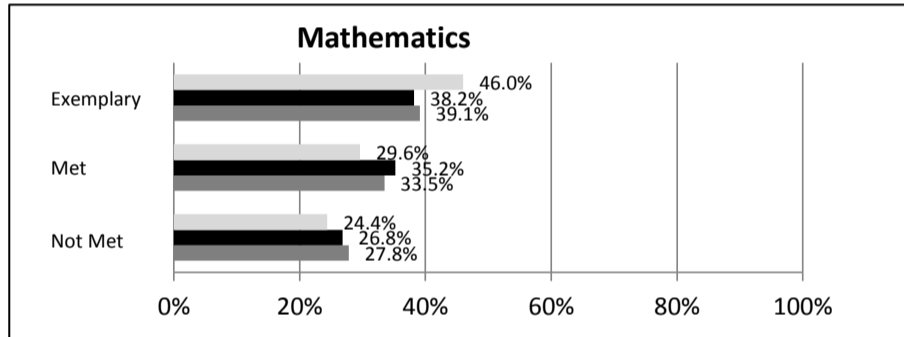
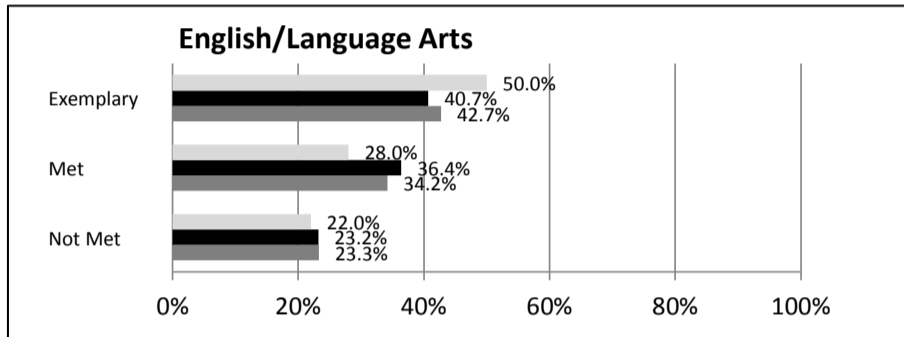
ABSOLUTE RATINGS OF ELEMENTARY SCHOOLS WITH STUDENTS LIKE OURS*

| EXCELLENT | GOOD | AVERAGE | BELOW AVERAGE | AT-RISK |
|-----------|------|---------|---------------|---------|
| 27 | 43 | 61 | 4 | 1 |

* Ratings are calculated with data available by 04/27/2015. Schools with Students Like Ours are Elementary Schools with Poverty Indices of no more than 5% above or below the index for this school.



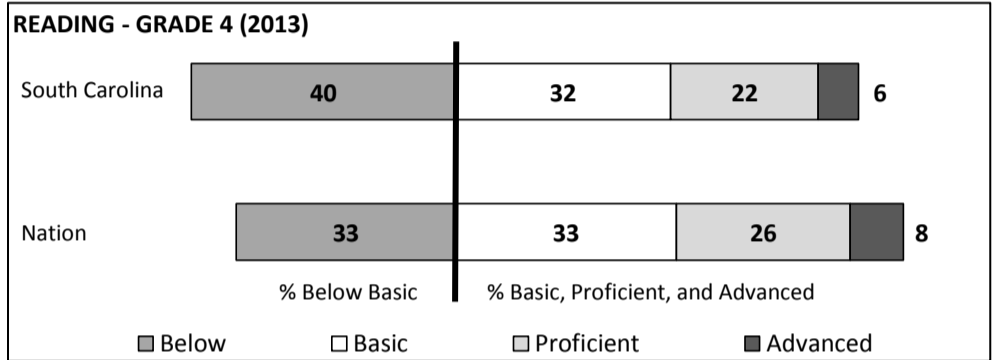
SC PASS PERFORMANCE

Our School Elementary Schools with Students Like Ours Elem Schools Statewide



NAEP*

*Performance reported for SC and nation, data not available at school level. Percentages at NAEP Achievement Levels.



SC PERFORMANCE VISION
By 2020 all students will graduate with the knowledge and skills necessary to compete successfully in the global economy, participate in a democratic society and contribute positively as members of families and communities.

Abbreviations Key

N/A-Not Applicable N/AV-Not Available N/C-Not Collected N/R-Not Reported I/S-Insufficient Sample TBD-To Be Determined

**Beaufort Elementary
BEAUFORT COUNTY**

SCHOOL PROFILE

| | Our School | Change from Last Year | Elementary Schools with Students Like Ours | Median Elementary Schools |
|--|------------|-----------------------|--|---------------------------|
| Students (n = 611) | | | | |
| Retention rate | 0.9% | Up from 0.2% | 1.2% | 1.0% |
| Attendance rate | 96.6% | No change | 96.4% | 96.5% |
| Served by gifted and talented program | 9.4% | Down from 11.9% | 7.0% | 7.3% |
| With disabilities | 12.5% | No change | 13.7% | 12.5% |
| Older than usual for grade | 1.1% | Down from 1.2% | 2.1% | 1.8% |
| Out-of-school suspensions or expulsions for violent and/or criminal offenses | 1.3% | Up from 0.0% | 0.0% | 0.0% |
| Teachers (n = 53) | | | | |
| Teachers with advanced degrees | 67.9% | Up from 64.7% | 59.6% | 62.3% |
| Continuing contract teachers | 75.5% | Down from 78.4% | 83.5% | 81.2% |
| Teachers returning from previous year | 84.8% | Up from 83.0% | 89.3% | 88.4% |
| Teacher attendance rate | 94.8% | Up from 93.6% | 95.2% | 95.3% |
| Average teacher salary* | \$52,595 | Down 1.5% | \$48,480 | \$47,902 |
| Classes not taught by highly qualified teachers | 11.2% | Up from 0.0% | 0.0% | 0.0% |
| Professional development days/teacher | 2.6 days | Down from 10.1 days | 10.4 days | 10.9 days |
| School | | | | |
| Principal's years at school | 7.0 | Up from 4.0 | 5.0 | 4.0 |
| Student-teacher ratio in core subjects | 16.3 to 1 | N/A | 20.2 to 1 | 19.9 to 1 |
| Prime instructional time | 90.0% | Up from 88.5% | 90.2% | 90.7% |
| Opportunities in the arts | Good | Up from Poor | Good | Good |
| SACS accreditation | Yes | No change | Yes | Yes |
| Parents attending conferences | 51.4% | Up from 16.4% | 100.0% | 100.0% |
| Character development program | Excellent | No change | Excellent | Excellent |
| Dollars spent per pupil** | \$10,228 | Up 10.3% | \$7,739 | \$7,680 |
| Percent of expenditures for instruction** | 70.5% | Down from 72.0% | 66.0% | 66.8% |
| Percent of expenditures for teacher salaries** | 69.6% | Up from 69.0% | 65.1% | 66.0% |
| ESEA composite index score | 83.2 | Down from 96.7 | 85.1 | 85.7 |

* Length of contract = 185+ days.

**Prior year audited financial data available.

EVALUATION RESULTS

| | Teachers | Students* | Parents* |
|--|----------|-----------|----------|
| Number of surveys returned | 44 | 96 | 58 |
| Percent satisfied with learning environment | 95.5% | 95.9% | 91.4% |
| Percent satisfied with social and physical environment | 93.3% | 88.4% | 87.7% |
| Percent satisfied with school-home relations | 86.6% | 91.7% | 69.7% |

*Only students at the highest elementary school grade level at this school and their parents were included.

Comprehensive detail, including definitions of ratings, performance criteria, and explanations of status, is available on www.ed.sc.gov and www.eoc.sc.gov as well as school and school district websites.

Printed versions are available from school districts upon request.

REPORT OF PRINCIPAL AND SCHOOL IMPROVEMENT COUNCIL

Dear Beaufort Elementary School Family,

☐
☐

The 2013-14 school year was an outstanding year for student growth through strategic academic programs and inclusive educational practices. We focused on rigorous instructional methodologies to enrich and differentiate lessons to meet the needs of all students. Our school-wide approach to positive characterdevelopment through the responsive classroom in morning meeting and Monday Morning Huddle transcended our consistent message through character pillar development and supported our motto of "Together We Can...Accomplish Anything". Our students love their school. We have fostered PBIS implementation in all classes to recognize and provide incentive for hard working students. Our carnivals, dances, and student/faculty kick-ball games were a hit with the students. Our focus on building a positive school culture has payed dividends, as students who love their school and care about their teachers, perform at a high level. Our school was one of four school's nation-wide to receive the TAP Ambassador Award for student achievement, best practices and overall stewardship to visitors who look to enhance their programs through our designed approach. On state measures, student achievement highlights include, 2013 Palmetto Gold Award for student achievement and the 2013 Palmetto Silver Award for closing the achievement gap. Teacher advancement program recognition for value-added (Level 5 - highest ranking). Over the past 7 years Beaufort Elementary has grown from 2007 report card ratings of below average in both achievement and growth to 2013 report card ratings of good in achievement and excellent in growth. Beaufort Elementary School remains focussed on enriching all learners through its successful programs. We encourage parents and community members to continue their overwhelming support for our wonderful school. We are a school that prides itself on providing a positive learning environment that meets the needs of all students academically, socially and emotionally. It is a pleasure to serve the Beaufort Elementary School community.

☐

Gary McCulloch, Principal
Julia LaGrone, SIT Chair

Abbreviations Key

N/A-Not Applicable

N/AV-Not Available

N/C-Not Collected

N/R-Not Reported

I/S-Insufficient Sample

TBD-To Be Determined