



SC Annual School Report Card Summary

Powersville Elementary

ANDERSON 1

Grades: 3-5

Enrollment: 543

Principal: Debra T. Gill

Superintendent: David Havird

Board Chair: Mr. Fred Alexander

PERFORMANCE

Comprehensive detail, including definitions of ratings, performance criteria, and explanations of status, is available on www.ed.sc.gov and www.eoc.sc.gov as well as school and school district websites. Printed versions are available from school districts upon request.

YEAR	ABSOLUTE RATING	GROWTH RATING	PALMETTO GOLD AND SILVER AWARD		ESEA/FEDERAL ACCOUNTABILITY RATING SYSTEM	
			General Performance	Closing the Gap	ESEA Grade	Accountability Indicator
2014	Excellent	Good	TBD	TBD	A	N/A
2013	Excellent	Good	GOLD	N/A	A	N/A
2012	Excellent	Excellent	GOLD	GOLD	A	N/A

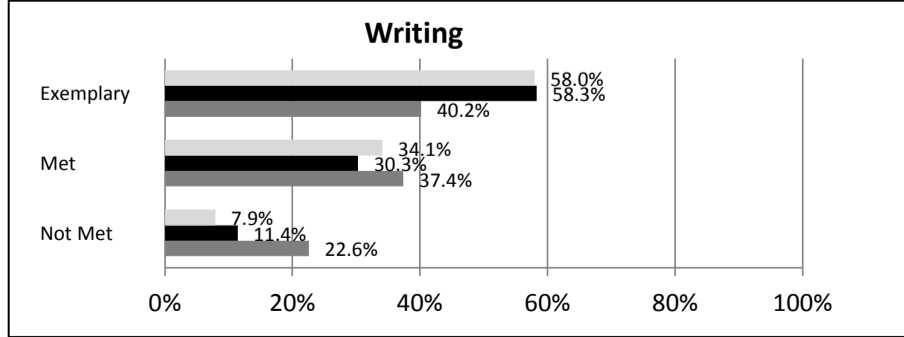
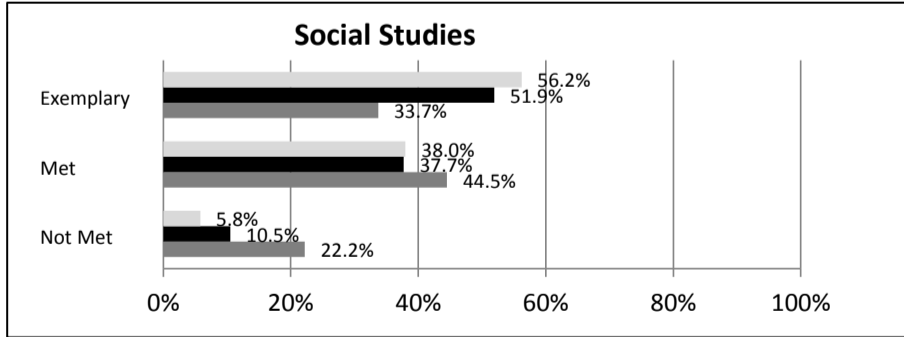
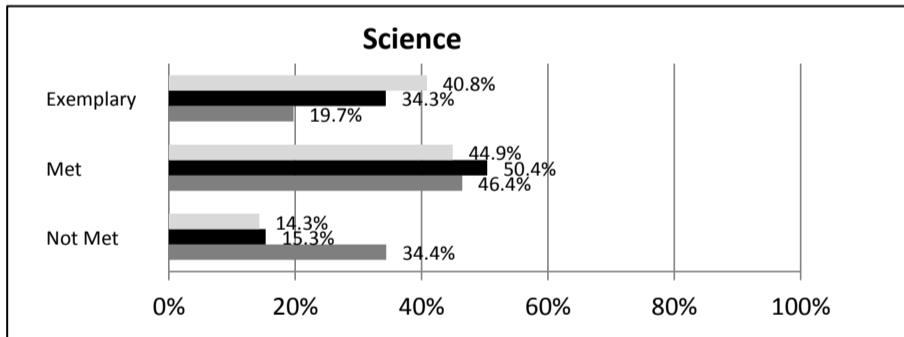
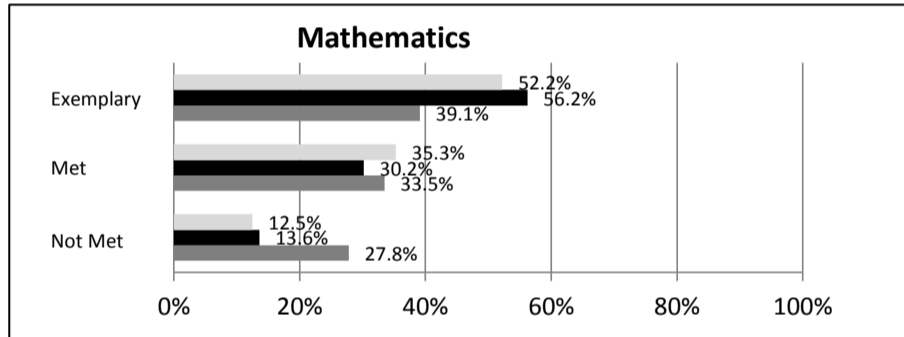
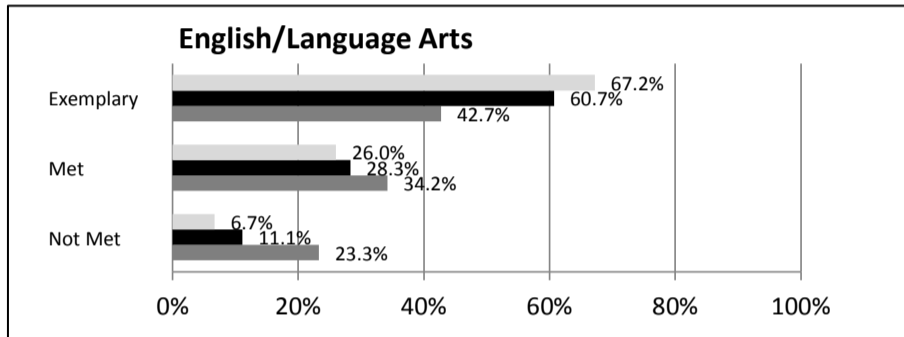
ABSOLUTE RATINGS OF ELEMENTARY SCHOOLS WITH STUDENTS LIKE OURS*

EXCELLENT	GOOD	AVERAGE	BELOW AVERAGE	AT-RISK
31	1	0	0	0

* Ratings are calculated with data available by 04/27/2015. Schools with Students Like Ours are Elementary Schools with Poverty Indices of no more than 5% above or below the index for this school.

SC PASS PERFORMANCE


Our School Elementary Schools with Students Like Ours Elem Schools Statewide




NAEP*

*Performance reported for SC and nation, data not available at school level. Percentages at NAEP Achievement Levels.


READING - GRADE 4 (2013)



MATH - GRADE 4 (2013)



SCIENCE - GRADE 4 (2011)



SC PERFORMANCE VISION

By 2020 all students will graduate with the knowledge and skills necessary to compete successfully in the global economy, participate in a democratic society and contribute positively as members of families and communities.

Abbreviations Key

N/A-Not Applicable

N/AV-Not Available

N/C-Not Collected

N/R-Not Reported

I/S-Insufficient Sample

TBD-To Be Determined

**Powersville Elementary
ANDERSON 1**

SCHOOL PROFILE

	Our School	Change from Last Year	Elementary Schools with Students Like Ours	Median Elementary Schools
Students (n = 543)				
Retention rate	0.0%	Down from 0.2%	0.9%	1.0%
Attendance rate	97.1%	Up from 96.4%	97.1%	96.5%
Served by gifted and talented program	24.0%	Down from 26.8%	13.9%	7.3%
With disabilities	10.1%	Up from 9.9%	10.7%	12.5%
Older than usual for grade	0.9%	Down from 1.7%	1.1%	1.8%
Out-of-school suspensions or expulsions for violent and/or criminal offenses	0.2%	Up from 0.0%	0.0%	0.0%
Teachers (n = 32)				
Teachers with advanced degrees	62.5%	Up from 56.3%	65.2%	62.3%
Continuing contract teachers	100.0%	Up from 93.8%	88.8%	81.2%
Teachers returning from previous year	92.3%	Down from 93.0%	90.6%	88.4%
Teacher attendance rate	95.3%	Up from 94.5%	95.4%	95.3%
Average teacher salary*	\$46,124	Up 0.1%	\$49,737	\$47,902
Classes not taught by highly qualified teachers	0.0%	No change	0.0%	0.0%
Professional development days/teacher	10.4 days	Down from 11.1 days	11.3 days	10.9 days
School				
Principal's years at school	12.0	Up from 11.0	4.0	4.0
Student-teacher ratio in core subjects	22.1 to 1	Up from 21.1 to 1	20.7 to 1	19.9 to 1
Prime instructional time	92.5%	Up from 90.2%	90.7%	90.7%
Opportunities in the arts	Good	No change	Good	Good
SACS accreditation	Yes	No change	Yes	Yes
Parents attending conferences	99.8%	Down from 100.0%	100.0%	100.0%
Character development program	Excellent	No change	Excellent	Excellent
Dollars spent per pupil**	\$6,040	Up 4.3%	\$7,332	\$7,680
Percent of expenditures for instruction**	60.2%	Down from 63.0%	67.0%	66.8%
Percent of expenditures for teacher salaries**	59.7%	Up from 59.0%	66.9%	66.0%
ESEA composite index score	96.6	Up from 92.9	96.6	85.7

* Length of contract = 185+ days.

**Prior year audited financial data available.

EVALUATION RESULTS

	Teachers	Students*	Parents*
Number of surveys returned	19	179	100
Percent satisfied with learning environment	100.0%	96.1%	93.0%
Percent satisfied with social and physical environment	100.0%	94.5%	95.1%
Percent satisfied with school-home relations	100.0%	96.1%	79.0%

*Only students at the highest elementary school grade level at this school and their parents were included.

Comprehensive detail, including definitions of ratings, performance criteria, and explanations of status, is available on www.ed.sc.gov and www.eoc.sc.gov as well as school and school district websites.

Printed versions are available from school districts upon request.

REPORT OF PRINCIPAL AND SCHOOL IMPROVEMENT COUNCIL

The mission of the Powersville Elementary community is to strive to promote life-long learning in every student and to ensure a positive, challenging, and safe learning environment. This mission is exemplified in our school motto, "Powersville Elementary, P R I D E: Producing Responsible Individuals while Developing Excellence."

Our theme for the 2013 -2014 school year was "Spotlight on Success". Red carpet and tinsel chandeliers greeted students, parents, and visitors as they entered the school. The hallways were decorated with giant movie posters and playbills from recent popular movies. A huge ticket booth, complete with Shrek peeking over the top, and our Principal as the Ticketmaster, director's chairs, and sparkles abound, were waiting for all in our school's atrium. Our "Spotlight on Character Wall" and "Citizen of the Month" bulletin boards displayed names and pictures of students who exemplified great character.

We continue to be very proud to have been named as a 2010 National Blue Ribbon School! This year, we again received the Palmetto Gold Award for excellence in performance. Last year, we were thrilled to become the first elementary school on the east coast to participate in the Early Act First Knight program, which we continued this school year. The program, sponsored by Rotary Club of Greenville Evening, teaches exemplary citizenship through discussion and activities centered on various character virtues which culminates in a celebratory knighting "ceremony" to honor students who embody these virtues.

Our students excelled in other areas also:

WTLP, "We're The Lion Pride network", our student operated daily news program

Students/parents/staff contributed to Toys for Tots and our own Lion's Share Christmas Project which assists needy families in our school with Christmas

Student Service Council led the school in numerous worthwhile projects: canned food drives, shoes for the needy, Cards for Veteran's Nursing Home and Children's Hospital, Relay for Life. Our school contributed over \$5000 to Relay for Life, and we were one of the top four fundraising organizations in our Relay area!

Third graders took trips to Vulcan Rock Quarry and Ashtabula Plantation; Fourth graders enjoyed a trip "back in history" to Williamsburg; Fifth graders experienced a "hands on" science trip to Jekyll Island.

Powersville Postal Pride, our school postal system delivers mail, written by students, staff, and parents, twice per week with in the school

5th grade Region and State winners in the 2014 MESAS Research Contest, sponsored by University of South Carolina

4th and 5th grade Chorus; 5th grade strings Orchestra

Student Talent Show, Student Running Club, Good News Club, YMCA After-School

Battle of the Books District Champion two years in a row!

Abbreviations Key

N/A-Not Applicable

N/AV-Not Available

N/C-Not Collected

N/R-Not Reported

I/S-Insufficient Sample

TBD-To Be Determined