



# SC Annual School Report Card Summary

**Hunt Meadows Elementary School**  
**ANDERSON 1**  
**Grades: PK-5** Enrollment: **431**  
**Principal: Torie Tourtellot**  
**Superintendent: David Havird**  
**Board Chair: Mr. Fred Alexander**

## PERFORMANCE

Comprehensive detail, including definitions of ratings, performance criteria, and explanations of status, is available on [www.ed.sc.gov](http://www.ed.sc.gov) and [www.eoc.sc.gov](http://www.eoc.sc.gov) as well as school and school district websites. Printed versions are available from school districts upon request.

YEAR	ABSOLUTE RATING	GROWTH RATING	PALMETTO GOLD AND SILVER AWARD		ESEA/FEDERAL ACCOUNTABILITY RATING SYSTEM	
			General Performance	Closing the Gap	ESEA Grade	Accountability Indicator
2014	Excellent	Average	TBD	TBD	A	N/A
2013	Good	Average	N/A	N/A	B	N/A
2012	Good	Average	N/A	N/A	A	N/A

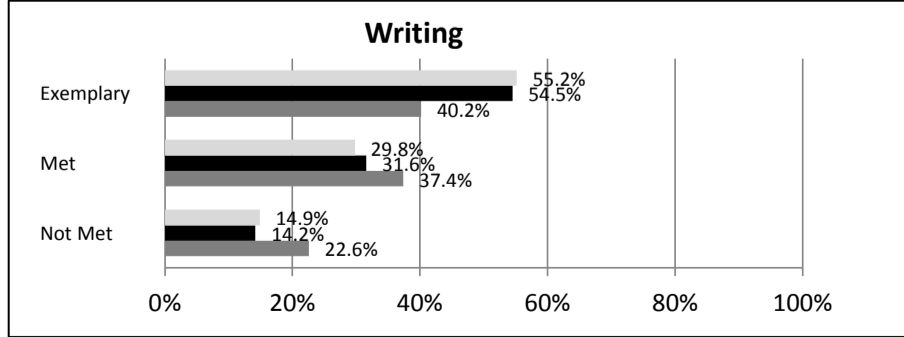
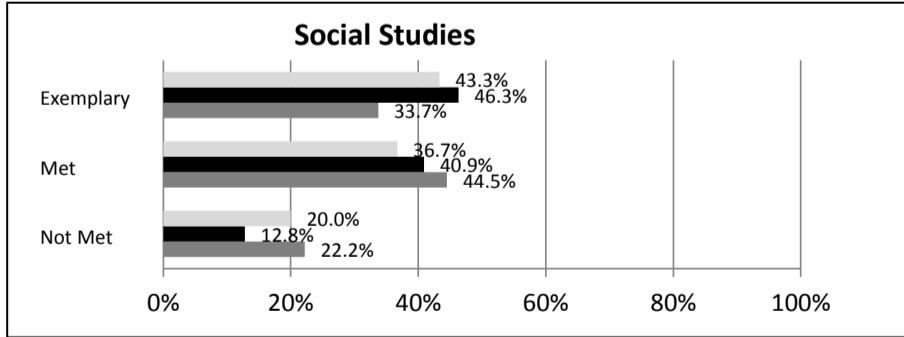
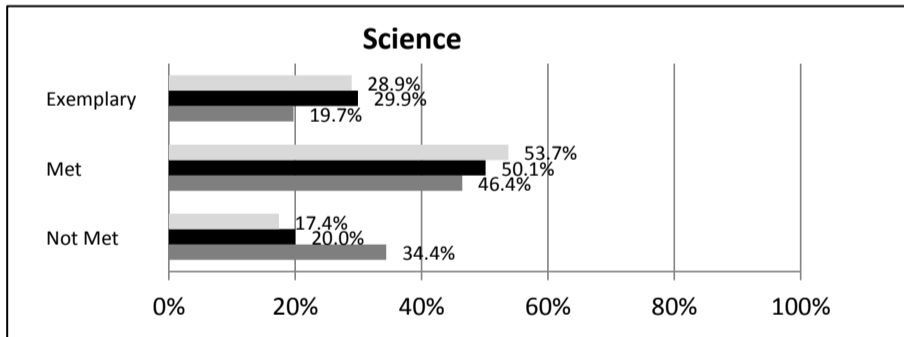
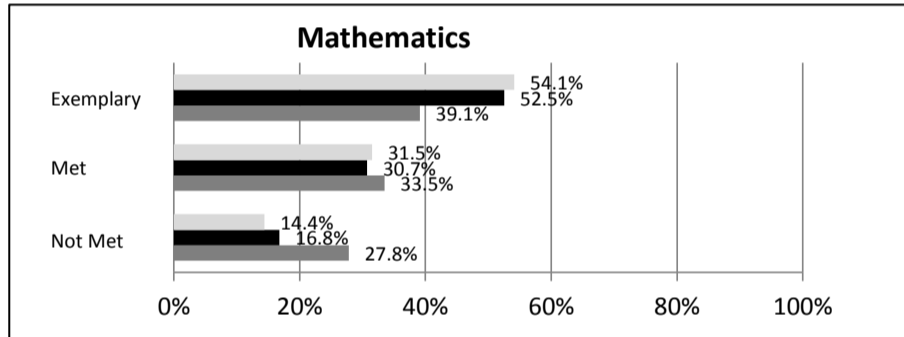
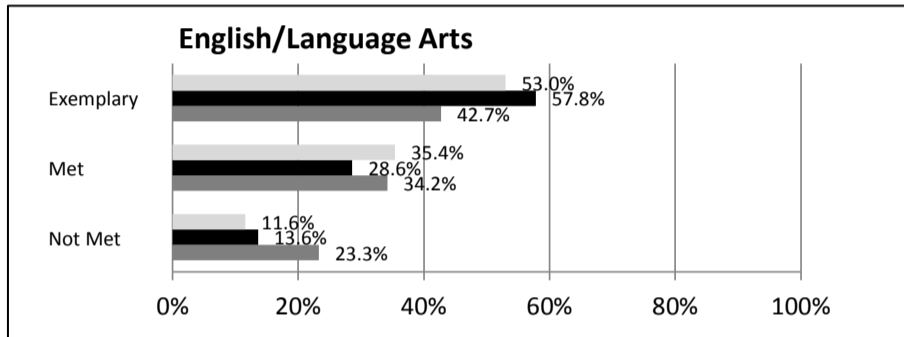
## ABSOLUTE RATINGS OF ELEMENTARY SCHOOLS WITH STUDENTS LIKE OURS\*

EXCELLENT	GOOD	AVERAGE	BELOW AVERAGE	AT-RISK
36	4	0	1	0

\* Ratings are calculated with data available by 04/27/2015. Schools with Students Like Ours are Elementary Schools with Poverty Indices of no more than 5% above or below the index for this school.

## SC PASS PERFORMANCE

Our School    Elementary Schools with Students Like Ours    Elem Schools Statewide



## NAEP\*

\*Performance reported for SC and nation, data not available at school level. Percentages at NAEP Achievement Levels.



## SC PERFORMANCE VISION

By 2020 all students will graduate with the knowledge and skills necessary to compete successfully in the global economy, participate in a democratic society and contribute positively as members of families and communities.

## Abbreviations Key

N/A-Not Applicable    N/AV-Not Available    N/C-Not Collected    N/R-Not Reported    I/S-Insufficient Sample    TBD-To Be Determined

# Hunt Meadows Elementary School ANDERSON 1

## SCHOOL PROFILE

	Our School	Change from Last Year	Elementary Schools with Students Like Ours	Median Elementary Schools
<b>Students (n = 431)</b>				
Retention rate	1.5%	No change	1.0%	1.0%
Attendance rate	97.4%	Up from 96.8%	97.1%	96.5%
Served by gifted and talented program	7.5%	Up from 5.9%	12.0%	7.3%
With disabilities	14.9%	Up from 14.3%	10.8%	12.5%
Older than usual for grade	2.1%	Down from 2.7%	1.2%	1.8%
Out-of-school suspensions or expulsions for violent and/or criminal offenses	0.0%	No change	0.0%	0.0%
<b>Teachers (n = 29)</b>				
Teachers with advanced degrees	58.6%	Up from 50.0%	64.4%	62.3%
Continuing contract teachers	89.7%	Up from 89.3%	86.7%	81.2%
Teachers returning from previous year	85.0%	Down from 87.7%	90.6%	88.4%
Teacher attendance rate	92.4%	Down from 94.6%	95.5%	95.3%
Average teacher salary*	\$46,802	Down 3.1%	\$49,253	\$47,902
Classes not taught by highly qualified teachers	5.7%	Up from 0.0%	0.0%	0.0%
Professional development days/teacher	0.7 days	Down from 7.7 days	10.3 days	10.9 days
<b>School</b>				
Principal's years at school	5.0	Up from 4.0	4.0	4.0
Student-teacher ratio in core subjects	22.9 to 1	Up from 21.1 to 1	20.5 to 1	19.9 to 1
Prime instructional time	89.7%	Down from 90.9%	91.0%	90.7%
Opportunities in the arts	Good	No change	Good	Good
SACS accreditation	Yes	No change	Yes	Yes
Parents attending conferences	25.4%	Down from 100.0%	99.8%	100.0%
Character development program	Good	No change	Excellent	Excellent
Dollars spent per pupil**	\$7,065	Up 0.0%	\$7,271	\$7,680
Percent of expenditures for instruction**	65.2%	Down from 68.0%	68.5%	66.8%
Percent of expenditures for teacher salaries**	64.2%	Up from 64.0%	67.6%	66.0%
ESEA composite index score	92.1	Up from 83.3	95.3	85.7

\* Length of contract = 185+ days.

\*\*Prior year audited financial data available.

## EVALUATION RESULTS

	Teachers	Students*	Parents*
Number of surveys returned	25	55	22
Percent satisfied with learning environment	100.0%	89.1%	86.4%
Percent satisfied with social and physical environment	100.0%	89.1%	86.4%
Percent satisfied with school-home relations	100.0%	90.9%	68.2%

\*Only students at the highest elementary school grade level at this school and their parents were included.

Comprehensive detail, including definitions of ratings, performance criteria, and explanations of status, is available on [www.ed.sc.gov](http://www.ed.sc.gov) and [www.eoc.sc.gov](http://www.eoc.sc.gov) as well as school and school district websites.

Printed versions are available from school districts upon request.

## REPORT OF PRINCIPAL AND SCHOOL IMPROVEMENT COUNCIL

Hunt Meadows Elementary School completed a busy and successful school year. Our Parent Teacher Organization (PTO) and our School Improvement Council (SIC) continue to play a vital role in our school's success. We continue to strive for excellence in academics, character education, and service learning. Our school, in concert with our extremely active PTO, SIC, Student Council, and National Elementary Honor Society organized and implemented several altruistic projects for the school and community: recycling, no idle campaign, Angel Tree, Green House Project, Foothills Alliance (donation of stuffed animals for abused children) and Relay for Life. Our PTO conducted an extremely successful "HUSTLE" fund raising event that enabled us to purchase a rock climbing wall and swings for the K5 playground and Apple TV's for each classroom. In addition, the PTO sponsored family dance night, and family movie night, classroom makeovers, classroom wish list supplies, and field trip assistance. We received a Duke Energy Grant that helped fund our Coder DoJo class with Makie Makie boards, and Lego robotics kits. Our PE department also received a Reebok grant for additional PE equipment. We are looking forward to our districts 1 to 1 initiative for the 2014-15 year with iPad minis for grades 3-5. There are many wonderful things happening at Hunt Meadows that wouldn't be possible without our faithful volunteers. They generously give of their time and talents to improve the school. The joint effort of students, teachers, parents, and the community continues to be the reason for Hunt Meadows' success. ☑

It is our mission to empower children to achieve their fullest potential through challenging and diverse educational opportunities in a safe, child-centered, and nurturing environment that prepares them to be lifelong learners and active, productive members of our community.☑

Torie Tourtellot, Principal and Laurie Kline, SIC Chairman

### Abbreviations Key

N/A-Not Applicable

N/AV-Not Available

N/C-Not Collected

N/R-Not Reported

I/S-Insufficient Sample

TBD-To Be Determined