



SC Annual School Report Card Summary

West Pelzer Elementary

ANDERSON 1

Grades: PK-5

Enrollment: 457

Principal: Stacy Hashe

Superintendent: David Havird

Board Chair: Mr. Fred Alexander

PERFORMANCE

Comprehensive detail, including definitions of ratings, performance criteria, and explanations of status, is available on www.ed.sc.gov and www.eoc.sc.gov as well as school and school district websites. Printed versions are available from school districts upon request.

YEAR	ABSOLUTE RATING	GROWTH RATING	PALMETTO GOLD AND SILVER AWARD		ESEA/FEDERAL ACCOUNTABILITY RATING SYSTEM	
			General Performance	Closing the Gap	ESEA Grade	Accountability Indicator
2014	Excellent	Good	TBD	TBD	A	Reward
2013	Excellent	Good	GOLD	N/A	A	Reward
2012	Excellent	Excellent	GOLD	N/A	A	Reward

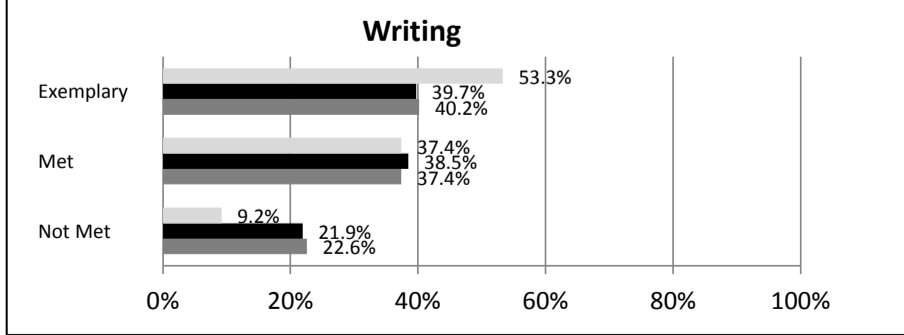
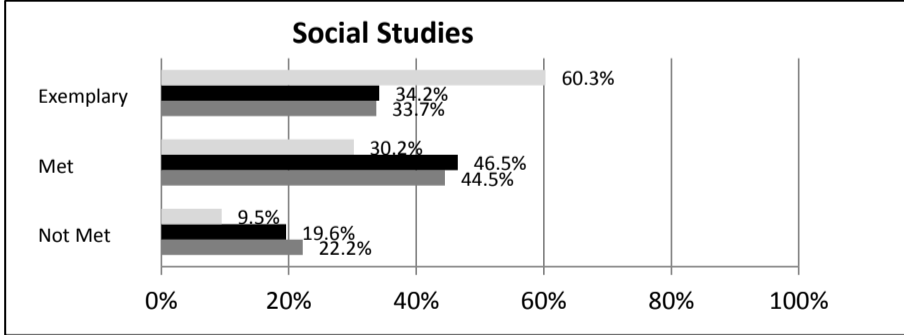
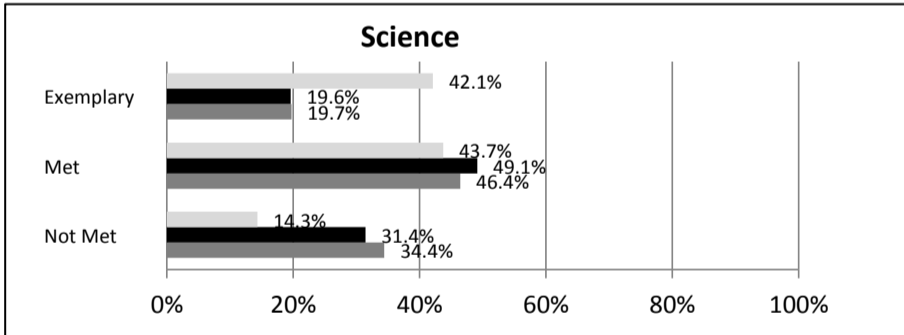
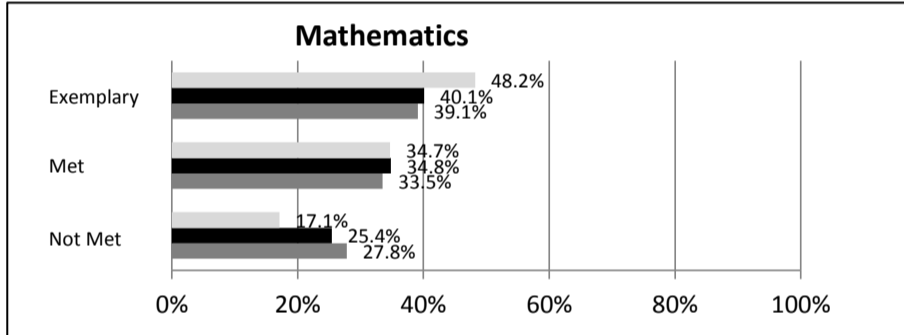
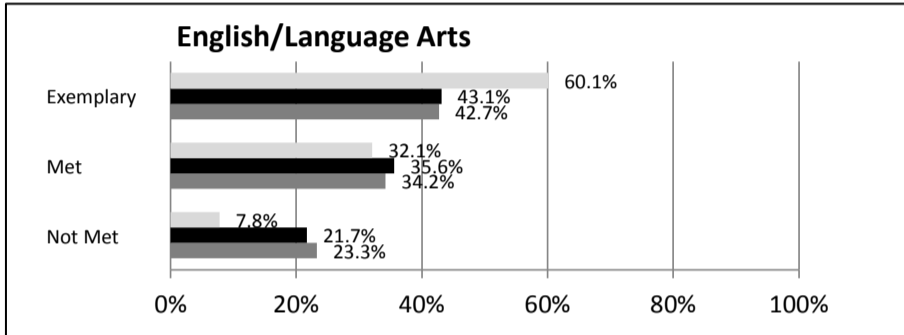
ABSOLUTE RATINGS OF ELEMENTARY SCHOOLS WITH STUDENTS LIKE OURS*

EXCELLENT	GOOD	AVERAGE	BELOW AVERAGE	AT-RISK
27	53	42	2	1

* Ratings are calculated with data available by 04/27/2015. Schools with Students Like Ours are Elementary Schools with Poverty Indices of no more than 5% above or below the index for this school.

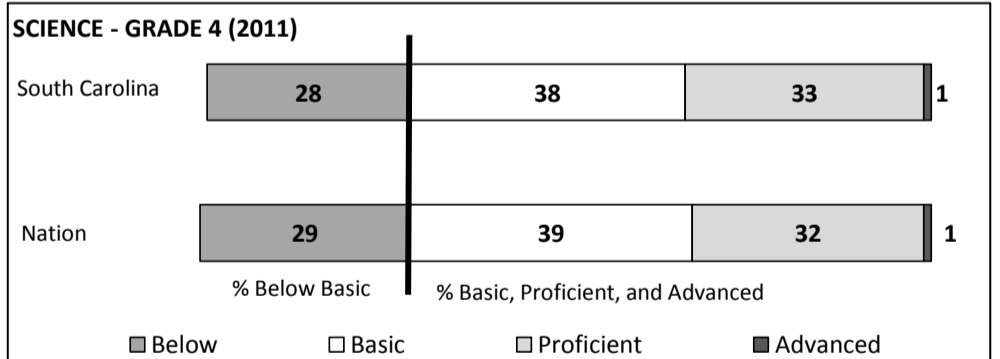

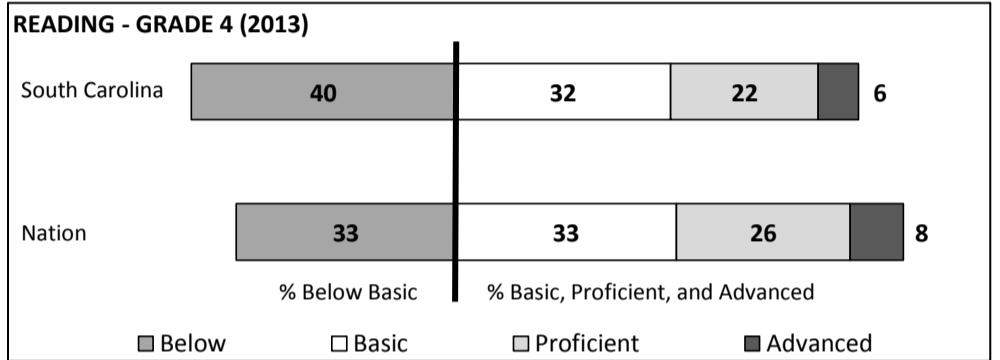
SC PASS PERFORMANCE

Our School Elementary Schools with Students Like Ours Elem Schools Statewide



NAEP*

*Performance reported for SC and nation, data not available at school level. Percentages at NAEP Achievement Levels.



SC PERFORMANCE VISION
By 2020 all students will graduate with the knowledge and skills necessary to compete successfully in the global economy, participate in a democratic society and contribute positively as members of families and communities.

Abbreviations Key

N/A-Not Applicable N/AV-Not Available N/C-Not Collected N/R-Not Reported I/S-Insufficient Sample TBD-To Be Determined

**West Pelzer Elementary
ANDERSON 1**

SCHOOL PROFILE

	Our School	Change from Last Year	Elementary Schools with Students Like Ours	Median Elementary Schools
Students (n = 457)				
Retention rate	4.5%	Up from 1.4%	1.1%	1.0%
Attendance rate	96.3%	Up from 95.9%	96.4%	96.5%
Served by gifted and talented program	8.6%	Up from 7.8%	7.5%	7.3%
With disabilities	12.3%	Down from 13.9%	13.4%	12.5%
Older than usual for grade	3.7%	Up from 2.2%	2.1%	1.8%
Out-of-school suspensions or expulsions for violent and/or criminal offenses	0.0%	No change	0.0%	0.0%
Teachers (n = 29)				
Teachers with advanced degrees	58.6%	Up from 51.6%	60.6%	62.3%
Continuing contract teachers	79.3%	Down from 90.3%	83.7%	81.2%
Teachers returning from previous year	92.0%	Down from 93.2%	89.3%	88.4%
Teacher attendance rate	94.9%	Down from 95.6%	95.3%	95.3%
Average teacher salary*	\$48,238	Down 1.4%	\$48,238	\$47,902
Classes not taught by highly qualified teachers	3.0%	Up from 0.0%	0.0%	0.0%
Professional development days/teacher	7.0 days	Down from 9.7 days	10.3 days	10.9 days
School				
Principal's years at school	15.5	Up from 15.0	5.0	4.0
Student-teacher ratio in core subjects	19.0 to 1	Up from 18.3 to 1	19.8 to 1	19.9 to 1
Prime instructional time	91.2%	Up from 90.1%	90.4%	90.7%
Opportunities in the arts	Good	No change	Good	Good
SACS accreditation	Yes	No change	Yes	Yes
Parents attending conferences	100.0%	Up from 99.8%	100.0%	100.0%
Character development program	Average	Down from Excellent	Excellent	Excellent
Dollars spent per pupil**	\$7,390	Up 5.7%	\$7,414	\$7,680
Percent of expenditures for instruction**	61.2%	Down from 68.0%	67.5%	66.8%
Percent of expenditures for teacher salaries**	60.8%	Up from 60.0%	66.5%	66.0%
ESEA composite index score	100.0	No change	87.1	85.7

* Length of contract = 185+ days.

**Prior year audited financial data available.

EVALUATION RESULTS

	Teachers	Students*	Parents*
Number of surveys returned	27	71	23
Percent satisfied with learning environment	100.0%	95.8%	91.3%
Percent satisfied with social and physical environment	100.0%	95.8%	82.6%
Percent satisfied with school-home relations	88.8%	94.4%	73.9%

*Only students at the highest elementary school grade level at this school and their parents were included.

Comprehensive detail, including definitions of ratings, performance criteria, and explanations of status, is available on www.ed.sc.gov and www.eoc.sc.gov as well as school and school district websites.

Printed versions are available from school districts upon request.

REPORT OF PRINCIPAL AND SCHOOL IMPROVEMENT COUNCIL

West Pelzer Elementary started the 2013-2014 school year with the theme: "Hats Off to Learning." Each nine weeks, we focused on reading, writing, and math goals with the themes: "Habits of Math," "Attitudes about Reading," "Thoughts on Paper," and "Strategies for Learning." Our daily morning television announcements gave all students opportunities to share in these areas. ☐

As a Title I School, we are continuously providing opportunities for parents to be actively involved in their child's education. One very successful event held was our writing during lunch activity. Parents were invited to attend their child's classroom and assist with a writing activity, then eat lunch with their child. Our afterschool program, which is funded through a grant from Clemson University and hosts students in grades 2nd – 5th, held multiple workshops where parents were shown how to play educational games with their child directly related to the common core standards. ☐

Students who improved their MAP scores were recognized for their accomplishment with monetary awards at a pep rally, which kicked off our "Pass the PASS Test" celebration. Each morning before the PASS test was administered, third through fifth grade students walked the halls and received encouraging messages from students and staff in grades not tested. ☐

We have many opportunities for students to be actively involved in our school in other areas besides academics. Students had opportunities to participate in Student Council, Safety Patrols, library helpers, morning television crew, chorus, strings, Girls Running Club, GoalPost afterschool program, Good News Club, and the Mileage Club. Additionally, faculty and staff, in conjunction with the School Improvement Council, began a school-wide initiative to improve overall manners titled, "Bringing Up Good Manners." All students were encouraged to engage in behaviors that exhibit good manners, including greeting adults in the morning, making eye contact when speaking, and saying "please" and "thank you". Students caught continuously displaying good manners attended celebratory parties. Kindergarten through second grade students attended a tea party while third through fifth grade students attended a chocolate soiree. ☐

Student Council led service learning projects for Operation Care, Make-a-Wish Foundation, and Shriner's Hospital. In PE, students jumped to raise more than \$5,000 for Jump Rope for Heart. Our PTO counted Box Tops for Education, held a Chick-fil-A biscuit sale and fall fundraiser, along with a Fall Festival and Spring Fling. For Teacher Appreciation week, the PTO recognized our faculty and staff by providing them with a luncheon and display of staffs' childhood pictures. ☐

Our mission is to R.E.A.C.H. every child, parent, teacher, and community member of West Pelzer Elementary by respecting others, educating all, achieving goals, communicating well, and setting high expectations while molding today's learner into tomorrow's creative and innovative thinker. The state report card rated our school as "Excellent" in the Absolute rating and "Good" for the Growth rating. ☐

SIC Chairperson, Jennifer Wagner and Principal, Stacy Hashe

Abbreviations Key

N/A-Not Applicable

N/AV-Not Available

N/C-Not Collected

N/R-Not Reported

I/S-Insufficient Sample

TBD-To Be Determined