



SC Annual School Report Card Summary

Cedar Grove Elementary
ANDERSON 1
Grades: PK-5 Enrollment: **614**
Principal: Mrs. Kristie H. Finley
Superintendent: David Havird
Board Chair: Mr. Fred Alexander

PERFORMANCE

Comprehensive detail, including definitions of ratings, performance criteria, and explanations of status, is available on www.ed.sc.gov and www.eoc.sc.gov as well as school and school district websites. Printed versions are available from school districts upon request.

YEAR	ABSOLUTE RATING	GROWTH RATING	PALMETTO GOLD AND SILVER AWARD		ESEA/FEDERAL ACCOUNTABILITY RATING SYSTEM	
			General Performance	Closing the Gap	ESEA Grade	Accountability Indicator
2014	Excellent	Good	TBD	TBD	A	Reward
2013	Excellent	Good	GOLD	SILVER	B	Reward
2012	Excellent	Excellent	GOLD	SILVER	A	Reward

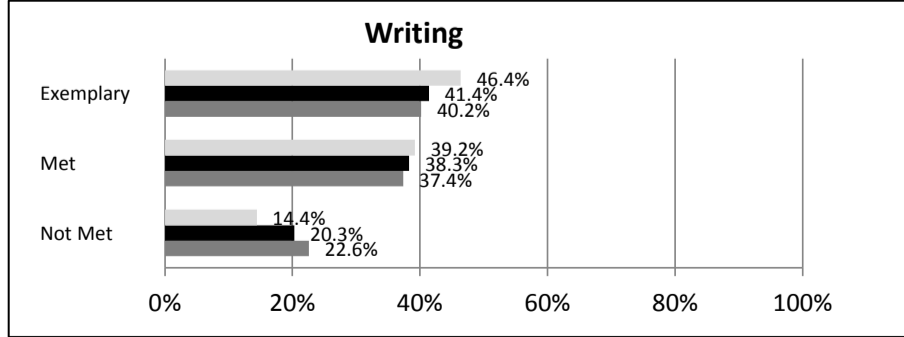
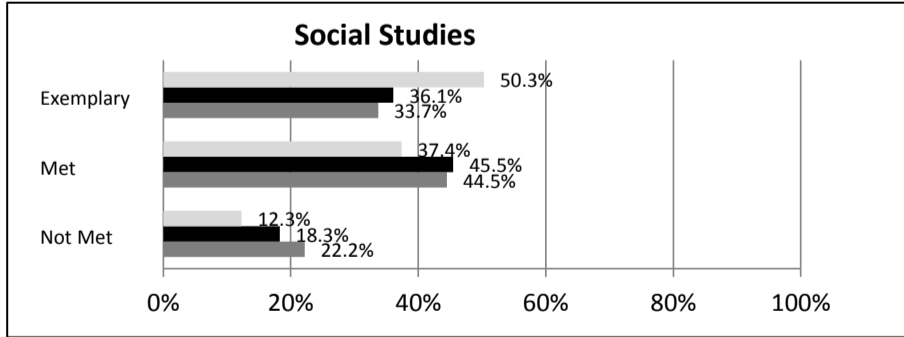
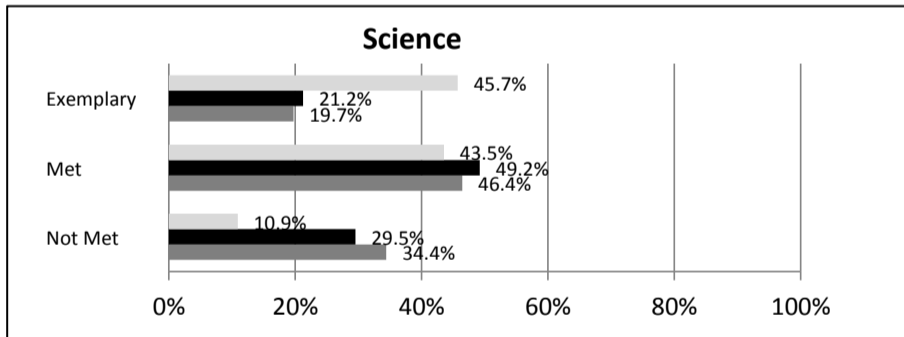
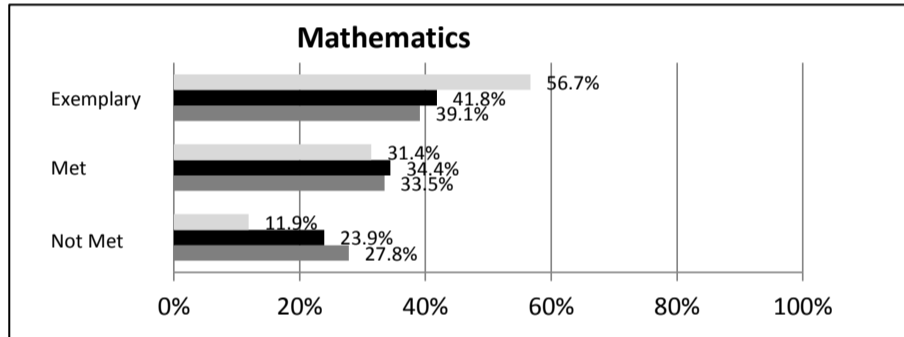
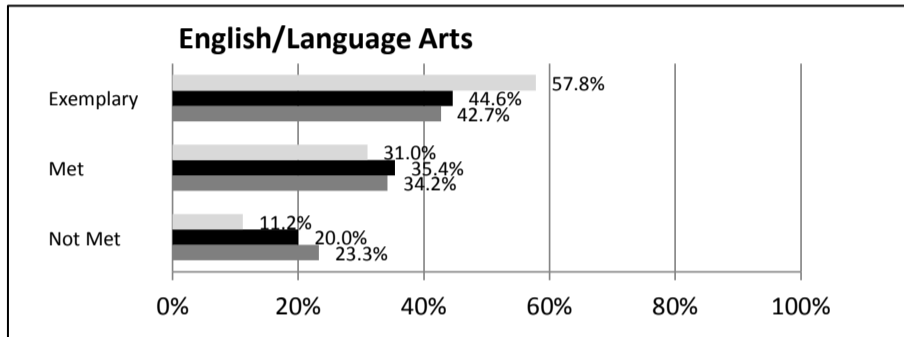
ABSOLUTE RATINGS OF ELEMENTARY SCHOOLS WITH STUDENTS LIKE OURS*

EXCELLENT	GOOD	AVERAGE	BELOW AVERAGE	AT-RISK
35	49	31	2	0

* Ratings are calculated with data available by 04/27/2015. Schools with Students Like Ours are Elementary Schools with Poverty Indices of no more than 5% above or below the index for this school.

SC PASS PERFORMANCE

Our School Elementary Schools with Students Like Ours Elem Schools Statewide



NAEP*

*Performance reported for SC and nation, data not available at school level. Percentages at NAEP Achievement Levels.



SC PERFORMANCE VISION

By 2020 all students will graduate with the knowledge and skills necessary to compete successfully in the global economy, participate in a democratic society and contribute positively as members of families and communities.

Abbreviations Key

N/A-Not Applicable N/AV-Not Available N/C-Not Collected N/R-Not Reported I/S-Insufficient Sample TBD-To Be Determined

**Cedar Grove Elementary
ANDERSON 1**

SCHOOL PROFILE

	Our School	Change from Last Year	Elementary Schools with Students Like Ours	Median Elementary Schools
Students (n = 614)				
Retention rate	1.9%	No change	1.1%	1.0%
Attendance rate	96.5%	Up from 96.0%	96.4%	96.5%
Served by gifted and talented program	7.6%	Down from 9.5%	8.1%	7.3%
With disabilities	13.3%	Down from 13.4%	13.1%	12.5%
Older than usual for grade	2.9%	No change	2.1%	1.8%
Out-of-school suspensions or expulsions for violent and/or criminal offenses	0.0%	No change	0.0%	0.0%
Teachers (n = 40)				
Teachers with advanced degrees	57.5%	Up from 57.1%	61.1%	62.3%
Continuing contract teachers	92.5%	Up from 90.5%	85.3%	81.2%
Teachers returning from previous year	96.5%	Up from 93.6%	89.7%	88.4%
Teacher attendance rate	93.6%	Up from 93.3%	95.4%	95.3%
Average teacher salary*	\$50,647	Down 0.1%	\$48,645	\$47,902
Classes not taught by highly qualified teachers	0.0%	No change	0.0%	0.0%
Professional development days/teacher	0.8 days	Down from 8.0 days	11.1 days	10.9 days
School				
Principal's years at school	1.0	Down from 4.0	5.0	4.0
Student-teacher ratio in core subjects	19.3 to 1	Down from 19.8 to 1	20.4 to 1	19.9 to 1
Prime instructional time	90.0%	Up from 89.1%	90.4%	90.7%
Opportunities in the arts	Good	No change	Good	Good
SACS accreditation	Yes	No change	Yes	Yes
Parents attending conferences	100.0%	No change	100.0%	100.0%
Character development program	Excellent	No change	Excellent	Excellent
Dollars spent per pupil**	\$7,015	Up 7.5%	\$7,252	\$7,680
Percent of expenditures for instruction**	68.5%	Down from 72.0%	67.8%	66.8%
Percent of expenditures for teacher salaries**	67.6%	Up from 67.0%	66.9%	66.0%
ESEA composite index score	95.8	Up from 87.5	89.2	85.7

* Length of contract = 185+ days.

**Prior year audited financial data available.

EVALUATION RESULTS

	Teachers	Students*	Parents*
Number of surveys returned	37	93	78
Percent satisfied with learning environment	100.0%	96.8%	94.9%
Percent satisfied with social and physical environment	100.0%	92.6%	93.6%
Percent satisfied with school-home relations	100.0%	93.6%	72.8%

*Only students at the highest elementary school grade level at this school and their parents were included.

Comprehensive detail, including definitions of ratings, performance criteria, and explanations of status, is available on www.ed.sc.gov and www.eoc.sc.gov as well as school and school district websites.

Printed versions are available from school districts upon request.

REPORT OF PRINCIPAL AND SCHOOL IMPROVEMENT COUNCIL

Cedar Grove Elementary School (CGES) started the 2013-2014 school year with a superhero theme which focused on using our "superpowers" to be the very best we can be every single day. Our teachers work to "empower the future" and we want our students to know they have the ability to accomplish great things. We believe it is imperative that our students learn the importance of using their abilities in order to experience success no matter the path they choose in life. ☒

Our faculty, staff and administration work diligently to provide a safe, caring, and academically challenging environment for all of our students. Our number one goal is for each student to reach their full potential. CGES has a strong history of academic success. CGES has won the Gold and/or Silver Awards each year. We have also received an Absolute Rating of Excellent on our report card for the past three years. We have received these recognitions through the continuous professional development and hard work of our teachers and students. Our teachers are continuously seeking new and effective strategies including guided reading, STEM, and Traits writing. Technology continues to be interwoven into curriculum through the use of iPads, Netbooks, SMART Tables, and SMART Boards. ☒

At Cedar Grove Elementary, we not only focus on academics, but work hard to develop the whole child. This year, we reinforced positive behaviors by rewarding students with red rulers which earned them a prize from our monthly prize patrol visits. Our guidance counselor met with each class monthly targeting specific character traits and rewarded students exhibiting positive character with an ice cream sundae party. Students were also given ribbons and were able to tie those ribbons onto the character wreath. Involving parents is crucial to child development. CGES implemented the Watch Dogs program this year that brought dads into our school to spend the day with our students. CGES also partnered with a local church to provide food over the weekend for numerous students. Finally, we continued to offer breakfast in the classroom for our students. ☒

Parent communication and support is essential to the success of all schools. We utilize a variety of forms of communication to inform parents of their child's progress at CGES. We communicate through weekly newsletters, the EduLink phone system, weekly folders, newsletters, agendas, interim reports, email, and report cards. We invite our parents to become involved in their child's education by participating in our School Improvement Council, PTO, parent nights, fall festival, spring fling, the volunteer program, soup night, and open house events. The partnership between school, family, and community is crucial in order to help students be the best they can be. ☒

Our mission at CGES is to be respectful, responsible, and productive every single day. We set high expectations and our students always rise to the challenge. We are inspired each day by our students and appreciate the support of our parents and larger community in helping make this year a great 2013-2014. ☒

Ashley Garner, SIC Chair ☒

Mrs. Kristie Finley, Principal

Abbreviations Key

N/A-Not Applicable

N/AV-Not Available

N/C-Not Collected

N/R-Not Reported

I/S-Insufficient Sample

TBD-To Be Determined