



# SC Annual School Report Card Summary

Fairfax Elementary  
 ALLENDALE COUNTY SCHOOLS  
 Grades: PK-5 Enrollment: 260  
 Principal: Peggy Bing-O'Banner  
 Superintendent: Dr. Walter L. Tobin  
 Board Chair: Ms. Wilda Robinson

## PERFORMANCE

Comprehensive detail, including definitions of ratings, performance criteria, and explanations of status, is available on [www.ed.sc.gov](http://www.ed.sc.gov) and [www.eoc.sc.gov](http://www.eoc.sc.gov) as well as school and school district websites. Printed versions are available from school districts upon request.

YEAR	ABSOLUTE RATING	GROWTH RATING	PALMETTO GOLD AND SILVER AWARD		ESEA/FEDERAL ACCOUNTABILITY RATING SYSTEM	
			General Performance	Closing the Gap	ESEA Grade	Accountability Indicator
2014	At-Risk	Good	TBD	TBD	F	Priority
2013	At-Risk	Good	N/A	N/A	C	Priority
2012	At-Risk	At-Risk	N/A	N/A	F	Priority

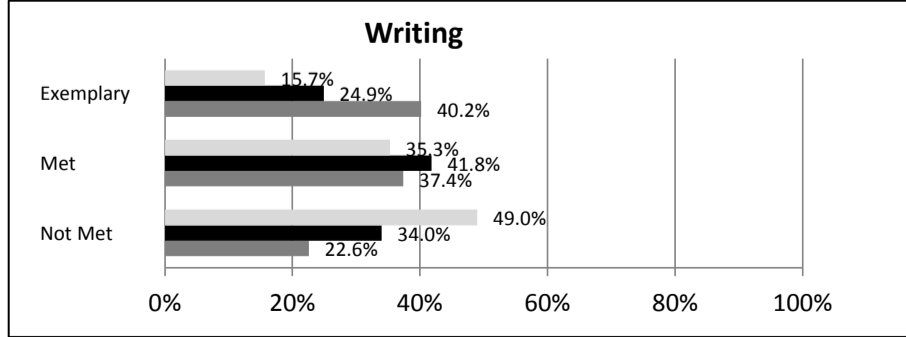
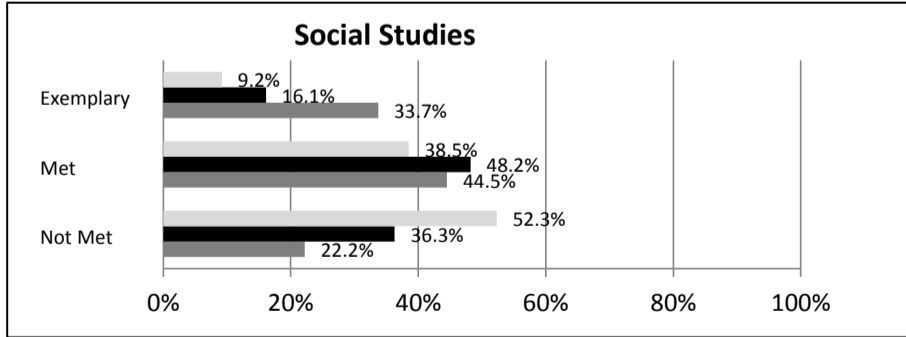
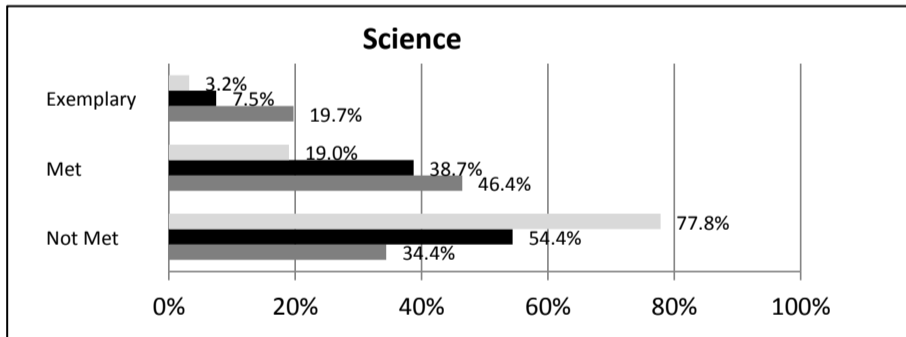
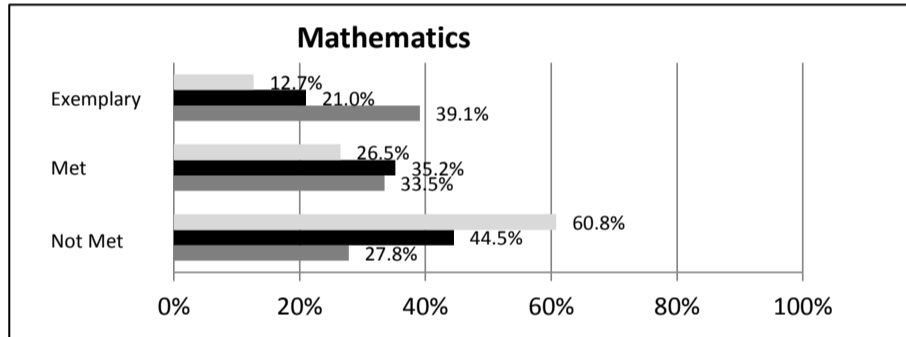
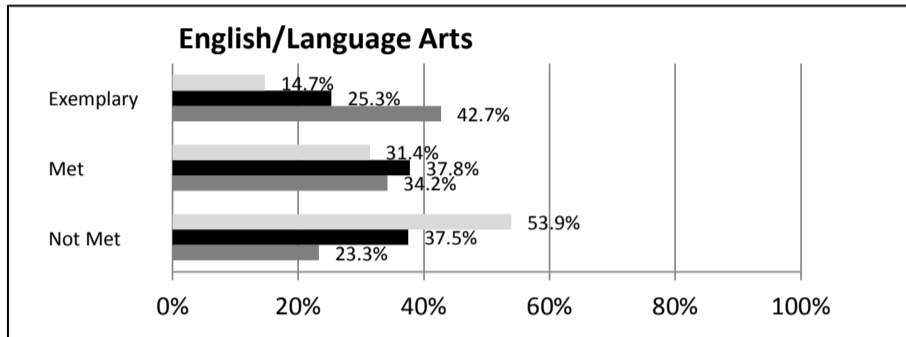
## ABSOLUTE RATINGS OF ELEMENTARY SCHOOLS WITH STUDENTS LIKE OURS\*

EXCELLENT	GOOD	AVERAGE	BELOW AVERAGE	AT-RISK
1	4	69	43	15

\* Ratings are calculated with data available by 04/27/2015. Schools with Students Like Ours are Elementary Schools with Poverty Indices of no more than 5% above or below the index for this school.

## SC PASS PERFORMANCE

Our School    Elementary Schools with Students Like Ours    Elem Schools Statewide



## NAEP\*

\*Performance reported for SC and nation, data not available at school level. Percentages at NAEP Achievement Levels.



**SC PERFORMANCE VISION**  
 By 2020 all students will graduate with the knowledge and skills necessary to compete successfully in the global economy, participate in a democratic society and contribute positively as members of families and communities.

### Abbreviations Key

N/A-Not Applicable    N/AV-Not Available    N/C-Not Collected    N/R-Not Reported    I/S-Insufficient Sample    TBD-To Be Determined

**Fairfax Elementary  
ALLENDALE COUNTY SCHOOLS**

**SCHOOL PROFILE**

	Our School	Change from Last Year	Elementary Schools with Students Like Ours	Median Elementary Schools
<b>Students (n = 260)</b>				
Retention rate	2.8%	Up from 0.5%	1.6%	1.0%
Attendance rate	96.5%	Up from 96.2%	96.0%	96.5%
Served by gifted and talented program	0.0%	No change	2.5%	7.3%
With disabilities	12.9%	Up from 12.8%	14.2%	12.5%
Older than usual for grade	5.7%	Up from 3.4%	2.9%	1.8%
Out-of-school suspensions or expulsions for violent and/or criminal offenses	0.0%	No change	0.0%	0.0%
<b>Teachers (n = 23)</b>				
Teachers with advanced degrees	34.8%	Up from 28.6%	60.8%	62.3%
Continuing contract teachers	69.6%	Down from 76.2%	73.1%	81.2%
Teachers returning from previous year	79.8%	Down from 81.4%	83.0%	88.4%
Teacher attendance rate	92.5%	Down from 94.0%	95.3%	95.3%
Average teacher salary*	\$43,142	Up 14.5%	\$45,633	\$47,902
Classes not taught by highly qualified teachers	7.5%	Down from 10.7%	0.0%	0.0%
Professional development days/teacher	9.5 days	Up from 5.2 days	9.7 days	10.9 days
<b>School</b>				
Principal's years at school	1.5	Up from 1.0	4.0	4.0
Student-teacher ratio in core subjects	15.9 to 1	Up from 14.4 to 1	18.5 to 1	19.9 to 1
Prime instructional time	87.8%	Down from 88.8%	90.4%	90.7%
Opportunities in the arts	Good	No change	Good	Good
SACS accreditation	No	No change	Yes	Yes
Parents attending conferences	100.0%	No change	100.0%	100.0%
Character development program	Average	Down from Good	Excellent	Excellent
Dollars spent per pupil**	\$11,394	Up 0.9%	\$8,672	\$7,680
Percent of expenditures for instruction**	54.8%	Down from 59.0%	64.4%	66.8%
Percent of expenditures for teacher salaries**	53.8%	Down from 54.0%	63.9%	66.0%
ESEA composite index score	35.1	Down from 77.5	67.8	85.7

\* Length of contract = 185+ days.

\*\*Prior year audited financial data available.

**EVALUATION RESULTS**

	Teachers	Students*	Parents*
Number of surveys returned	15	41	18
Percent satisfied with learning environment	86.7%	90.3%	88.9%
Percent satisfied with social and physical environment	80.0%	92.5%	80.0%
Percent satisfied with school-home relations	35.7%	85.0%	68.8%

\*Only students at the highest elementary school grade level at this school and their parents were included.

Comprehensive detail, including definitions of ratings, performance criteria, and explanations of status, is available on [www.ed.sc.gov](http://www.ed.sc.gov) and [www.eoc.sc.gov](http://www.eoc.sc.gov) as well as school and school district websites.

Printed versions are available from school districts upon request.

**REPORT OF PRINCIPAL AND SCHOOL IMPROVEMENT COUNCIL**

Fairfax Elementary School continues to strive toward being a school of excellence. The school team is dedicated and unwavering in its desire to give each student the best education possible. Our mission is to prepare our students for living a successful life in a culturally diverse world. We will continue to focus on creating a safe and nurturing environment.☒

To ensure the educational growth of our students, we provide 1-1 and small group instruction on a daily basis. This involves our related arts staff, interventionists, and Literacy and Numeracy coaches. This model provides much needed scaffolding to support our math and independent reading foci.☒

Our parents, community, and families are indispensable to the success of Fairfax Elementary School. Much of our effort this year were aimed at getting parents to be more involved in the daily workings of the school. Our guidance counselor is instrumental in providing diverse experiences for our children. She coordinates a fabulous career day with community members coming in to showcase and share their talents. This years Career Day was particularly successful. Many community members shared with our students. They were treated to a taste of Fairfax with the cafeteria staff providing an excellent brunch. The Black History programs allow our students to celebrate our culture and take pride in connecting to our past by coloring our future with hope. We also were able to experience a Gullah Culture Residency with Marlena Smalls and the Hallelujah Singers. The students sang, danced, and recited poems and reading that told the story of our rich cultural heritage. The gym was packed with parents, community members, and surrounding areas citizens who came to see the children and the group perform.☒

We have a few dedicated volunteers who gave unselfishly of their time and talents to help us achieve our goals of educating each child. The Fairfax Elementary faculty and staff are studying and implementing ways to stay on track to excellence for all students so that they are recognized, respected and celebrated for the gifts they possess. As the instructional leader of this school I look forward to looking closely and listening carefully so that I am attuned to the needs of the students, the faculty, the staff, and the community.☒

☒  
Peggy Bing-O'Banner

**Abbreviations Key**

**N/A**-Not Applicable

**N/AV**-Not Available

**N/C**-Not Collected

**N/R**-Not Reported

**I/S**-Insufficient Sample

**TBD**-To Be Determined