



# SC Annual School Report Card Summary

**Allendale Elementary**  
**ALLENDALE COUNTY SCHOOLS**  
 Grades: PK-5 Enrollment: 396  
 Principal: Sheila Leath  
 Superintendent: Dr. Walter L. Tobin  
 Board Chair: Ms. Wilda Robinson

## PERFORMANCE

Comprehensive detail, including definitions of ratings, performance criteria, and explanations of status, is available on [www.ed.sc.gov](http://www.ed.sc.gov) and [www.eoc.sc.gov](http://www.eoc.sc.gov) as well as school and school district websites. Printed versions are available from school districts upon request.

YEAR	ABSOLUTE RATING	GROWTH RATING	PALMETTO GOLD AND SILVER AWARD		ESEA/FEDERAL ACCOUNTABILITY RATING SYSTEM	
			General Performance	Closing the Gap	ESEA Grade	Accountability Indicator
2014	Below Average	Average	TBD	TBD	D	N/A
2013	Below Average	Average	N/A	N/A	C	N/A
2012	Below Average	Below Average	N/A	N/A	F	N/A

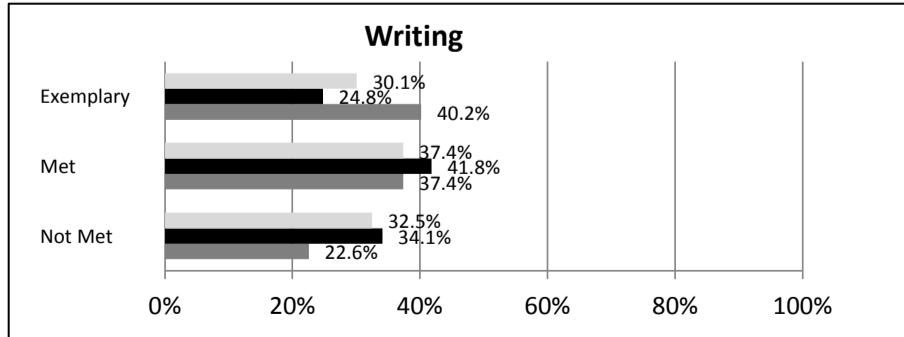
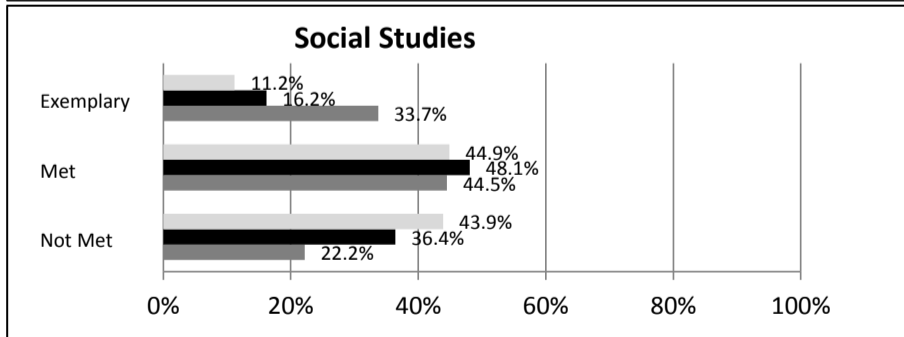
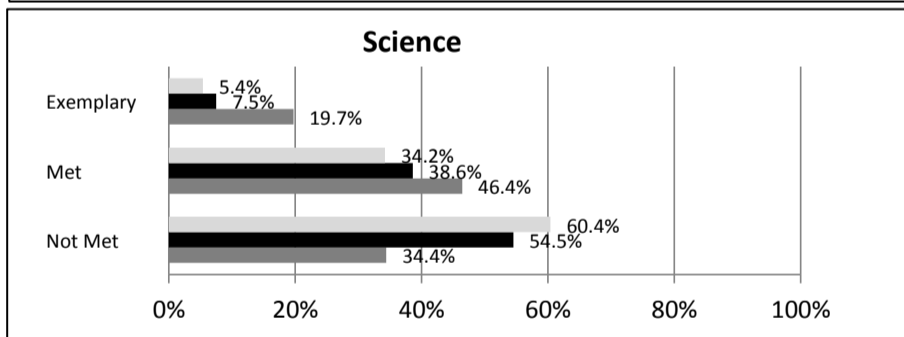
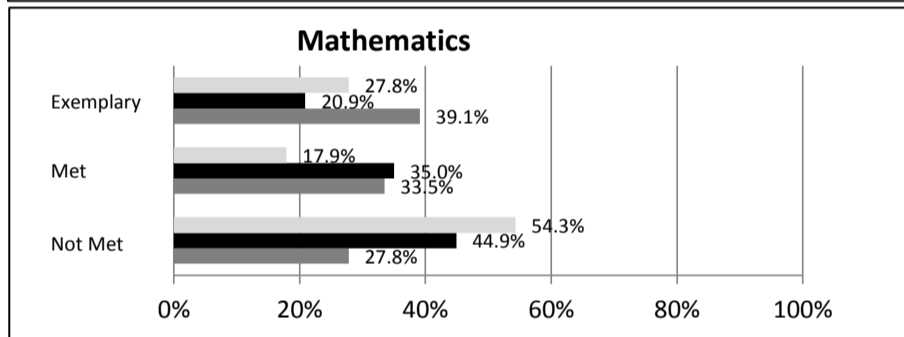
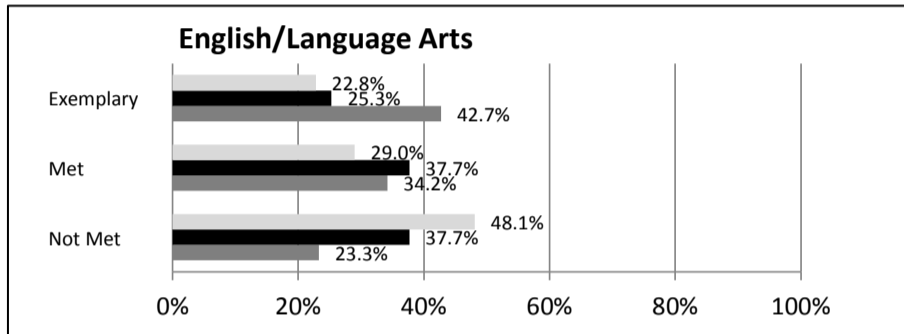
## ABSOLUTE RATINGS OF ELEMENTARY SCHOOLS WITH STUDENTS LIKE OURS\*

EXCELLENT	GOOD	AVERAGE	BELOW AVERAGE	AT-RISK
1	4	66	43	15

\* Ratings are calculated with data available by 04/27/2015. Schools with Students Like Ours are Elementary Schools with Poverty Indices of no more than 5% above or below the index for this school.

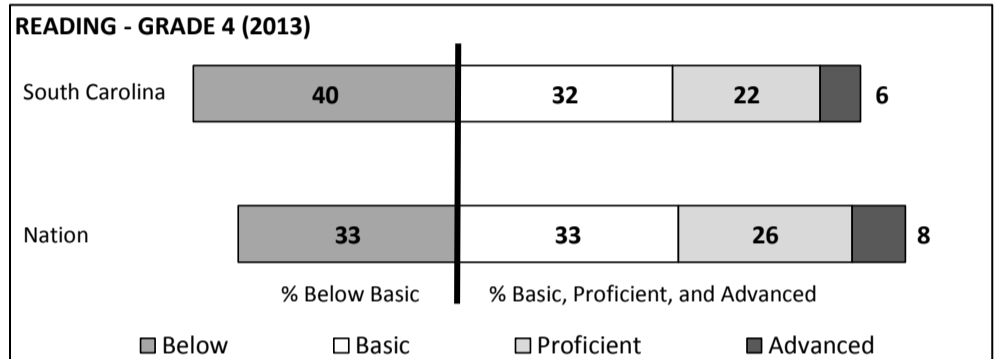
## SC PASS PERFORMANCE

Our School Elementary Schools with Students Like Ours Elem Schools Statewide



## NAEP\*

\*Performance reported for SC and nation, data not available at school level. Percentages at NAEP Achievement Levels.



## SC PERFORMANCE VISION

By 2020 all students will graduate with the knowledge and skills necessary to compete successfully in the global economy, participate in a democratic society and contribute positively as members of families and communities.

## Abbreviations Key

N/A-Not Applicable N/AV-Not Available N/C-Not Collected N/R-Not Reported I/S-Insufficient Sample TBD-To Be Determined

**Allendale Elementary  
ALLENDALE COUNTY SCHOOLS**

**SCHOOL PROFILE**

	Our School	Change from Last Year	Elementary Schools with Students Like Ours	Median Elementary Schools
<b>Students (n = 396)</b>				
Retention rate	2.4%	Down from 5.0%	1.6%	1.0%
Attendance rate	95.4%	Up from 95.2%	96.0%	96.5%
Served by gifted and talented program	1.5%	Down from 1.8%	2.4%	7.3%
With disabilities	9.2%	Down from 13.1%	14.2%	12.5%
Older than usual for grade	4.0%	Down from 7.1%	2.8%	1.8%
Out-of-school suspensions or expulsions for violent and/or criminal offenses	0.0%	No change	0.0%	0.0%
<b>Teachers (n = 26)</b>				
Teachers with advanced degrees	46.2%	Up from 43.8%	60.7%	62.3%
Continuing contract teachers	53.8%	Up from 53.1%	72.7%	81.2%
Teachers returning from previous year	70.3%	Down from 72.7%	83.0%	88.4%
Teacher attendance rate	94.7%	Down from 98.6%	95.3%	95.3%
Average teacher salary*	\$41,173	Up 9.4%	\$45,637	\$47,902
Classes not taught by highly qualified teachers	0.0%	Down from 2.0%	0.0%	0.0%
Professional development days/teacher	9.7 days	Up from 9.6 days	9.8 days	10.9 days
<b>School</b>				
Principal's years at school	7.0	Up from 6.0	4.0	4.0
Student-teacher ratio in core subjects	16.4 to 1	Down from 17.0 to 1	18.5 to 1	19.9 to 1
Prime instructional time	89.8%	Down from 92.5%	90.5%	90.7%
Opportunities in the arts	Good	No change	Good	Good
SACS accreditation	No	No change	Yes	Yes
Parents attending conferences	100.0%	No change	100.0%	100.0%
Character development program	Good	No change	Excellent	Excellent
Dollars spent per pupil**	\$9,084	Up 13.0%	\$8,691	\$7,680
Percent of expenditures for instruction**	64.1%	Down from 67.0%	64.5%	66.8%
Percent of expenditures for teacher salaries**	63.8%	Down from 64.0%	64.0%	66.0%
ESEA composite index score	68.1	Down from 71.2	67.8	85.7

\* Length of contract = 185+ days.

\*\*Prior year audited financial data available.

**EVALUATION RESULTS**

	Teachers	Students*	Parents*
Number of surveys returned	18	65	36
Percent satisfied with learning environment	83.3%	72.3%	77.7%
Percent satisfied with social and physical environment	83.3%	67.7%	74.3%
Percent satisfied with school-home relations	47.0%	73.5%	65.7%

\*Only students at the highest elementary school grade level at this school and their parents were included.

Comprehensive detail, including definitions of ratings, performance criteria, and explanations of status, is available on [www.ed.sc.gov](http://www.ed.sc.gov) and [www.eoc.sc.gov](http://www.eoc.sc.gov) as well as school and school district websites.

Printed versions are available from school districts upon request.

**REPORT OF PRINCIPAL AND SCHOOL IMPROVEMENT COUNCIL**

Dear Members of the Allendale Community,

Each year we write this narrative for our annual report card and it provides a time of reflection on the past school year. During the school year Allendale Elementary's teachers participated in comprehensive professional development focusing on instructional technology, response to intervention, reading strategies and the implementation of Common Core State Standards.

Teachers continually use data, such as Measures of Academic Progress (MAP) and PASS scores to drive their instruction. Teachers continued using computerized assessment information to plan for individualized instruction and to regularly assess student progress towards their year-end goals. The continued analysis of our state tests and MAP data allows us to reflect upon our instructional strategies so we can be assured we are meeting the needs of all of our students.

Our Positive Behavior Interventions and Supports program allows for establishing expectations and providing incentives to the students. The PBIS matrix focuses on reinforcing student positive behaviors of Respect, Responsibility, Cooperation and Safety. Support is additionally provided to those students requiring a Behavior Intervention Plan.

Our school's Steel Drum band had the honor of performing for the 2014 South Carolina School Board Association Conference in Myrtle Beach. In addition, our Robotics Team landed a first place trophy for the category of Core Values at the First Lego League Qualifying Tournament as well as a ticket to the First Lego League State Tournament.

We are proud of the accomplishments of our students as we strive to compete against the top performing schools in the state and nation. We had a productive year and we look forward to the many rewards of the 2014-2015 school year!

Sincerely,

Sheila D. Leath, Principal

Anna F. Chesser, SIC Chairperson

**Abbreviations Key**

**N/A**-Not Applicable

**N/AV**-Not Available

**N/C**-Not Collected

**N/R**-Not Reported

**I/S**-Insufficient Sample

**TBD**-To Be Determined