



SC Annual School Report Card Summary

Mossy Creek Elementary

AIKEN COUNTY

Grades: PK-5

Enrollment: 727

Principal: Stephanie Hammond

Superintendent: Dr. Elizabeth Everitt

Board Chair: Mrs. Rosemary B. English

PERFORMANCE

Comprehensive detail, including definitions of ratings, performance criteria, and explanations of status, is available on www.ed.sc.gov and www.eoc.sc.gov as well as school and school district websites. Printed versions are available from school districts upon request.

| YEAR | ABSOLUTE RATING | GROWTH RATING | PALMETTO GOLD AND SILVER AWARD | | ESEA/FEDERAL ACCOUNTABILITY RATING SYSTEM | |
|------|-----------------|---------------|--------------------------------|-----------------|---|--------------------------|
| | | | General Performance | Closing the Gap | ESEA Grade | Accountability Indicator |
| 2014 | Average | Average | TBD | TBD | B | N/A |
| 2013 | Average | Average | N/A | N/A | F | N/A |
| 2012 | Average | Average | N/A | N/A | A | N/A |

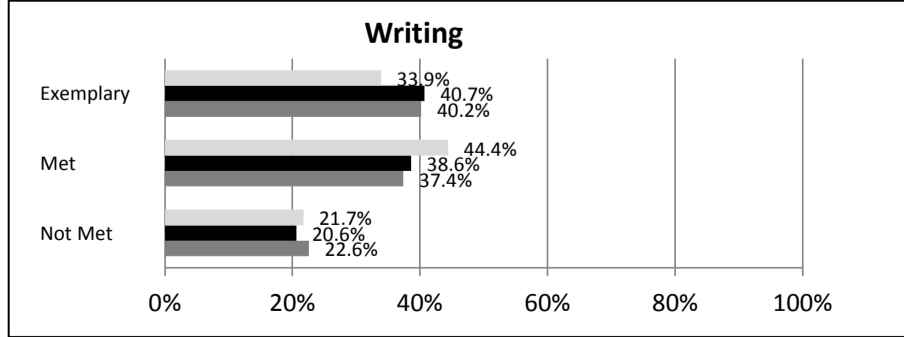
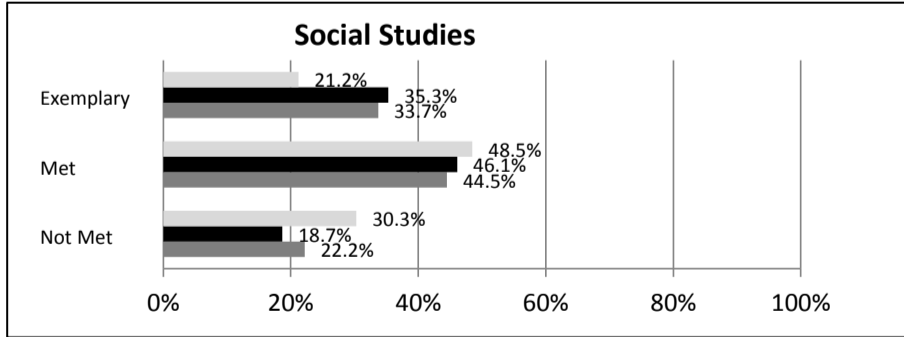
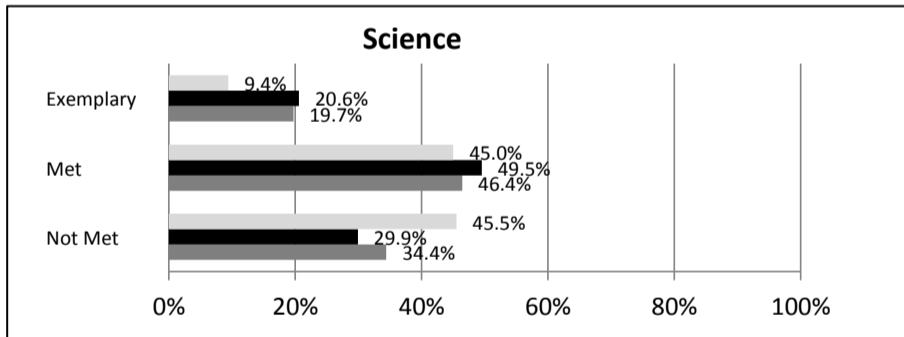
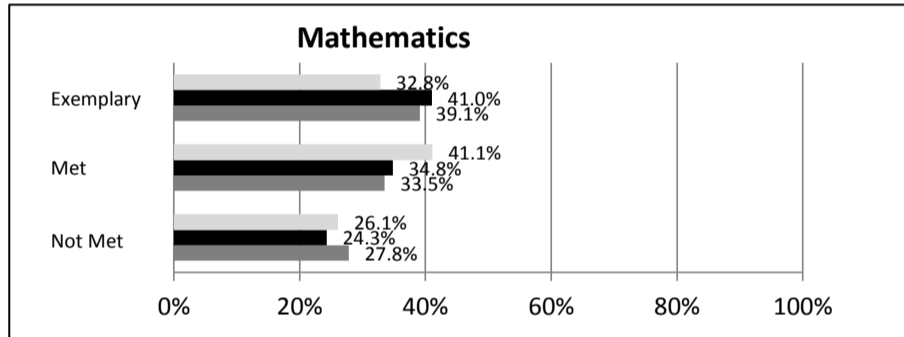
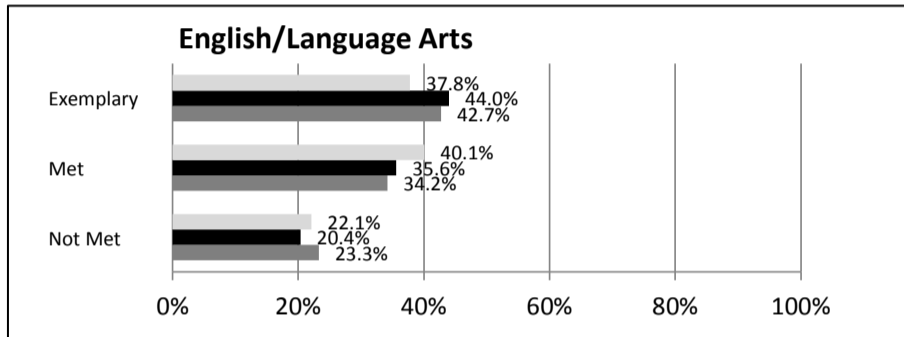
ABSOLUTE RATINGS OF ELEMENTARY SCHOOLS WITH STUDENTS LIKE OURS*

| EXCELLENT | GOOD | AVERAGE | BELOW AVERAGE | AT-RISK |
|-----------|------|---------|---------------|---------|
| 32 | 50 | 33 | 2 | 0 |

* Ratings are calculated with data available by 04/27/2015. Schools with Students Like Ours are Elementary Schools with Poverty Indices of no more than 5% above or below the index for this school.


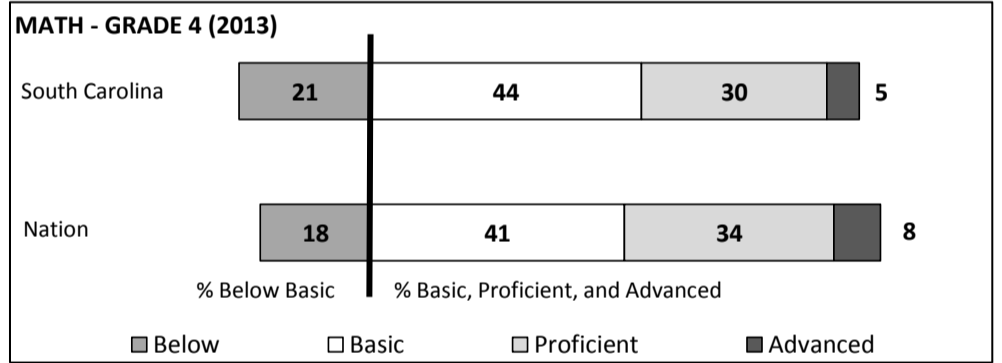
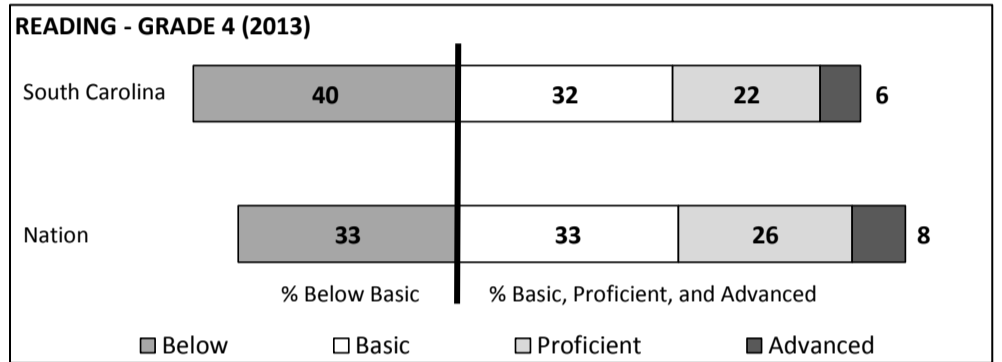
SC PASS PERFORMANCE

Our School Elementary Schools with Students Like Ours Elem Schools Statewide



NAEP*

*Performance reported for SC and nation, data not available at school level. Percentages at NAEP Achievement Levels.



SC PERFORMANCE VISION

By 2020 all students will graduate with the knowledge and skills necessary to compete successfully in the global economy, participate in a democratic society and contribute positively as members of families and communities.

Abbreviations Key

N/A-Not Applicable

N/AV-Not Available

N/C-Not Collected

N/R-Not Reported

I/S-Insufficient Sample

TBD-To Be Determined

**Mossy Creek Elementary
AIKEN COUNTY**

SCHOOL PROFILE

| | Our School | Change from Last Year | Elementary Schools with Students Like Ours | Median Elementary Schools |
|--|------------|-----------------------|--|---------------------------|
| Students (n = 727) | | | | |
| Retention rate | 1.7% | Up from 1.5% | 1.1% | 1.0% |
| Attendance rate | 95.1% | Down from 95.2% | 96.4% | 96.5% |
| Served by gifted and talented program | 7.3% | Up from 5.5% | 7.9% | 7.3% |
| With disabilities | 8.5% | Down from 8.8% | 13.3% | 12.5% |
| Older than usual for grade | 1.8% | Down from 2.1% | 2.1% | 1.8% |
| Out-of-school suspensions or expulsions for violent and/or criminal offenses | 0.0% | Down from 0.2% | 0.0% | 0.0% |
| Teachers (n = 39) | | | | |
| Teachers with advanced degrees | 74.4% | Up from 70.7% | 60.0% | 62.3% |
| Continuing contract teachers | 79.5% | Down from 85.4% | 84.0% | 81.2% |
| Teachers returning from previous year | 87.6% | Up from 87.0% | 89.7% | 88.4% |
| Teacher attendance rate | 93.6% | Down from 94.4% | 95.5% | 95.3% |
| Average teacher salary* | \$48,125 | Up 2.4% | \$48,393 | \$47,902 |
| Classes not taught by highly qualified teachers | 0.0% | No change | 0.0% | 0.0% |
| Professional development days/teacher | 12.1 days | Up from 8.7 days | 10.4 days | 10.9 days |
| School | | | | |
| Principal's years at school | 5.0 | Up from 4.0 | 5.0 | 4.0 |
| Student-teacher ratio in core subjects | 24.0 to 1 | Up from 23.4 to 1 | 20.3 to 1 | 19.9 to 1 |
| Prime instructional time | 87.4% | Down from 88.5% | 90.5% | 90.7% |
| Opportunities in the arts | Good | No change | Good | Good |
| SACS accreditation | Yes | No change | Yes | Yes |
| Parents attending conferences | 100.0% | No change | 100.0% | 100.0% |
| Character development program | Good | Down from Excellent | Excellent | Excellent |
| Dollars spent per pupil** | \$6,060 | Down 3.4% | \$7,390 | \$7,680 |
| Percent of expenditures for instruction** | 69.0% | Down from 71.0% | 67.5% | 66.8% |
| Percent of expenditures for teacher salaries** | 68.6% | Up from 68.0% | 66.8% | 66.0% |
| ESEA composite index score | 80.9 | Up from 54.2 | 89.2 | 85.7 |

* Length of contract = 185+ days.

**Prior year audited financial data available.

EVALUATION RESULTS

| | Teachers | Students* | Parents* |
|--|----------|-----------|----------|
| Number of surveys returned | 39 | 90 | 37 |
| Percent satisfied with learning environment | 82.0% | 82.2% | 89.2% |
| Percent satisfied with social and physical environment | 84.6% | 76.4% | 84.3% |
| Percent satisfied with school-home relations | 84.6% | 88.8% | 71.1% |

*Only students at the highest elementary school grade level at this school and their parents were included.

Comprehensive detail, including definitions of ratings, performance criteria, and explanations of status, is available on www.ed.sc.gov and www.eoc.sc.gov as well as school and school district websites.

Printed versions are available from school districts upon request.

REPORT OF PRINCIPAL AND SCHOOL IMPROVEMENT COUNCIL

Mossy Creek Elementary, a Title I School, sets high expectations for its students in order to motivate them to become lifelong learners, challenge them to reach their highest potential, and engage them so that all learning levels find success and achievement. Our goal is to help each child reach his/her maximum potential by developing critical thinking skills and problem solving abilities.

Our highly qualified teachers participate in numerous staff development opportunities, including Common Core alignment, data teams, and grade level analytical meetings. We offer programs at every learning level, from Gifted and Talented to Compass Learning to Reading Recovery. Our test data continues to show improvement as a result, as we continuously address strengths and weaknesses in order to improve and expand instruction.

Mossy Creek offers a wide variety of programs in order for students to reach their highest potential. We focus on character education through DARE, Kindness Week, Bridge Builders, Student and Activity Student of the Month, and the Timely Turtle program. Students can explore their interests through clubs such as Chorus, Student Council, Safety Patrol, WCRK News, Running Club, Art Club, Jr. Jazzercise, Good News Club, and the Pep Squad. They learn to serve their community through Toys for Tots, Jump Rope for Heart, Canned Food Drives, Relay for Life, and the Veterans Day Program. In order to enrich their classroom experiences, they participate in programs such as the Six Flags and Augusta Green Jackets' Reading Programs, Science and Math Days, Family Read Nights, Technology Labs, and Grade Level Field Trips.

Our parents and community members are heavily involved in our school on a daily basis. Through PTO and SIC, our school is supported through events such as the Fall Carnival, Daddy/Daughter and Mother/Son Activities, Talent Show, fundraisers, Teacher Appreciation Week, luncheons, grants, and various purchases for our school. The Three Hour Power Volunteer Program, Mentor Program, and Recess Monitoring Program continue to be great successes that involve parents and extended family volunteers in every facet of our school day.

We strive for excellence through high expectations, clear behavior plans, innovative instructional strategies, and a caring and safe environment. At Mossy Creek Elementary, we Motivate Children Every day.

Stephanie Hammond, Principal

Ashlie Fortson, SIC Chairman

Abbreviations Key

N/A-Not Applicable

N/AV-Not Available

N/C-Not Collected

N/R-Not Reported

I/S-Insufficient Sample

TBD-To Be Determined