



SC Annual School Report Card Summary

Chukker Creek Elementary
AIKEN COUNTY
Grades: PK-5 Enrollment: **832**
Principal: Amy G. Gregory
Superintendent: Dr. Elizabeth Everitt
Board Chair: Mrs. Rosemary B. English

PERFORMANCE

Comprehensive detail, including definitions of ratings, performance criteria, and explanations of status, is available on www.ed.sc.gov and www.eoc.sc.gov as well as school and school district websites. Printed versions are available from school districts upon request.

YEAR	ABSOLUTE RATING	GROWTH RATING	PALMETTO GOLD AND SILVER AWARD		ESEA/FEDERAL ACCOUNTABILITY RATING SYSTEM	
			General Performance	Closing the Gap	ESEA Grade	Accountability Indicator
2014	Excellent	Excellent	TBD	TBD	B	N/A
2013	Excellent	Excellent	GOLD	N/A	B	N/A
2012	Excellent	Excellent	GOLD	GOLD	B	N/A

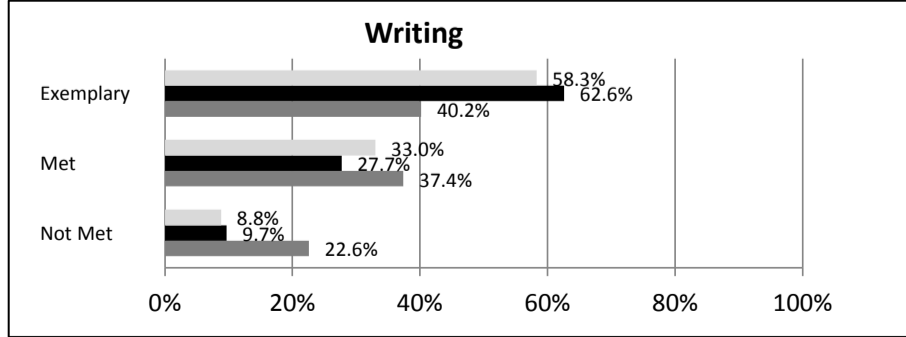
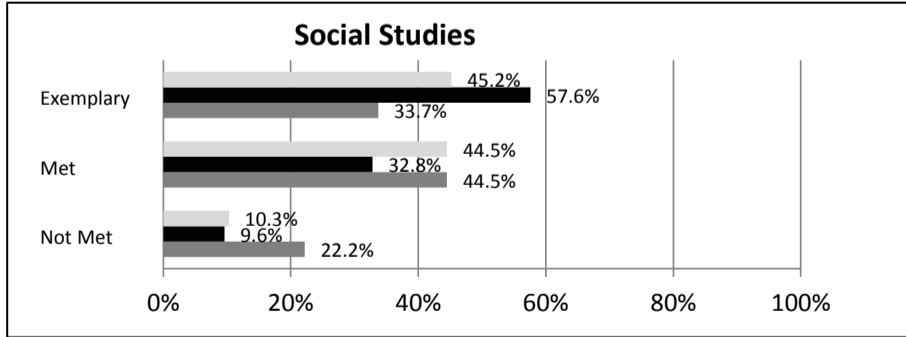
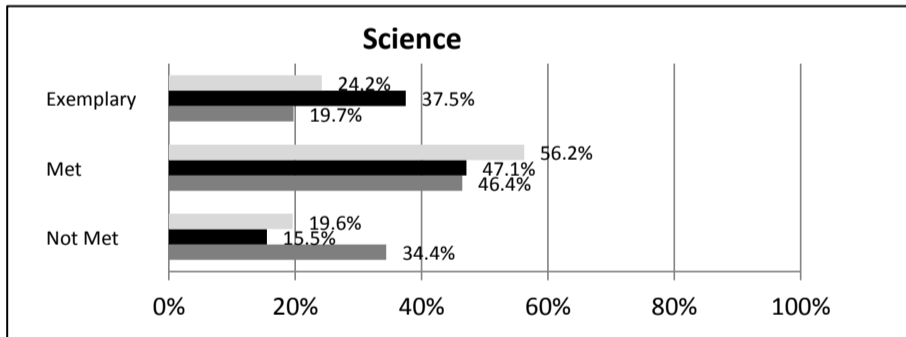
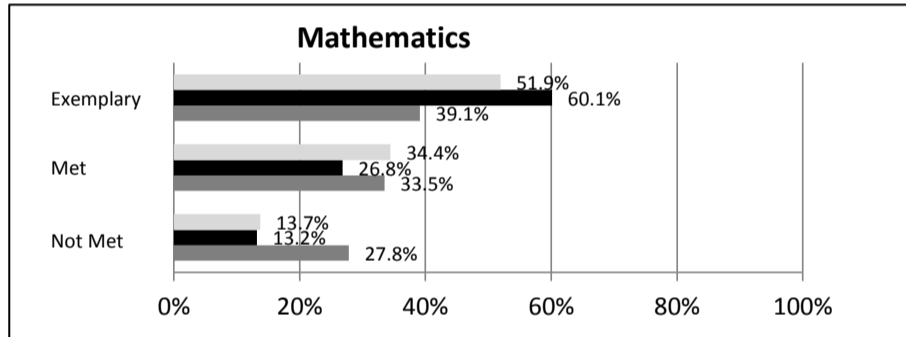
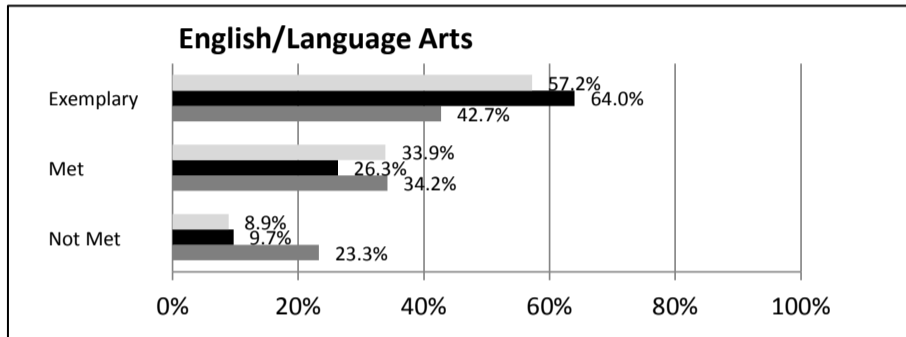
ABSOLUTE RATINGS OF ELEMENTARY SCHOOLS WITH STUDENTS LIKE OURS*

EXCELLENT	GOOD	AVERAGE	BELOW AVERAGE	AT-RISK
27	1	0	0	0

* Ratings are calculated with data available by 04/27/2015. Schools with Students Like Ours are Elementary Schools with Poverty Indices of no more than 5% above or below the index for this school.

SC PASS PERFORMANCE

Our School Elementary Schools with Students Like Ours Elem Schools Statewide



NAEP*

*Performance reported for SC and nation, data not available at school level. Percentages at NAEP Achievement Levels.



SC PERFORMANCE VISION
 By 2020 all students will graduate with the knowledge and skills necessary to compete successfully in the global economy, participate in a democratic society and contribute positively as members of families and communities.

Abbreviations Key

N/A-Not Applicable N/AV-Not Available N/C-Not Collected N/R-Not Reported I/S-Insufficient Sample TBD-To Be Determined

**Chukker Creek Elementary
AIKEN COUNTY**

SCHOOL PROFILE

	Our School	Change from Last Year	Elementary Schools with Students Like Ours	Median Elementary Schools
Students (n = 832)				
Retention rate	1.6%	Down from 1.9%	0.6%	1.0%
Attendance rate	96.9%	Up from 96.7%	97.0%	96.5%
Served by gifted and talented program	14.0%	Up from 11.9%	15.6%	7.3%
With disabilities	8.1%	Up from 6.8%	9.6%	12.5%
Older than usual for grade	1.8%	No change	1.0%	1.8%
Out-of-school suspensions or expulsions for violent and/or criminal offenses	0.1%	Up from 0.0%	0.0%	0.0%
Teachers (n = 48)				
Teachers with advanced degrees	66.7%	Down from 67.3%	61.5%	62.3%
Continuing contract teachers	89.6%	Down from 95.9%	84.2%	81.2%
Teachers returning from previous year	91.8%	Up from 91.7%	88.5%	88.4%
Teacher attendance rate	94.7%	Down from 95.1%	95.5%	95.3%
Average teacher salary*	\$51,875	Up 2.0%	\$49,562	\$47,902
Classes not taught by highly qualified teachers	0.0%	No change	0.0%	0.0%
Professional development days/teacher	1.5 days	Down from 7.4 days	11.2 days	10.9 days
School				
Principal's years at school	7.0	Up from 6.0	4.0	4.0
Student-teacher ratio in core subjects	21.7 to 1	Down from 22.2 to 1	20.7 to 1	19.9 to 1
Prime instructional time	90.8%	Down from 91.1%	91.3%	90.7%
Opportunities in the arts	Good	No change	Good	Good
SACS accreditation	Yes	No change	Yes	Yes
Parents attending conferences	100.0%	Up from 99.8%	100.0%	100.0%
Character development program	Average	Down from Good	Excellent	Excellent
Dollars spent per pupil**	\$5,985	Down 1.6%	\$7,485	\$7,680
Percent of expenditures for instruction**	72.1%	Down from 74.0%	67.6%	66.8%
Percent of expenditures for teacher salaries**	71.8%	Up from 71.0%	66.6%	66.0%
ESEA composite index score	89.6	Up from 80.9	96.1	85.7

* Length of contract = 185+ days.

**Prior year audited financial data available.

EVALUATION RESULTS

	Teachers	Students*	Parents*
Number of surveys returned	13	124	59
Percent satisfied with learning environment	100.0%	91.1%	96.7%
Percent satisfied with social and physical environment	100.0%	87.1%	98.2%
Percent satisfied with school-home relations	100.0%	92.8%	81.1%

*Only students at the highest elementary school grade level at this school and their parents were included.

Comprehensive detail, including definitions of ratings, performance criteria, and explanations of status, is available on www.ed.sc.gov and www.eoc.sc.gov as well as school and school district websites.

Printed versions are available from school districts upon request.

REPORT OF PRINCIPAL AND SCHOOL IMPROVEMENT COUNCIL

The mission of Chukker Creek Elementary School, a National Blue Ribbon School of Excellence, is to provide a safe, nurturing environment in which all students are challenged to meet high standards in academics and related arts. The faculty and staff work collaboratively with parents and the community to develop responsible, productive citizens of strong character.☒

☒ At Chukker Creek Elementary, teachers use a wide variety of teaching methods and developmentally appropriate practices to provide an instructional program that will reach each student's learning needs. Teachers collaborate with administration to analyze data and plan for a variety of instructional methods.☒

☒ The first Wednesday of each month is designated as an early release day for students. Teachers spend time in staff development programs for support and training on the new Common Core State Standards.☒

☒ Our faculty, PTO Board and School Improvement Council (SIC) work diligently on achieving the goals set forth in our five year strategic plan. ☒

☒ A few highlights of our year included:☒

☒ Fourteen teachers were recipients of the 2013 Innovative Teaching Mini Grants through Savannah River Nuclear Solutions, LLC.☒

☒ Chukker Creek Elementary received the Palmetto Gold Award for both achievement and closing the achievement gap on the Palmetto Assessment of State Standards (PASS).☒

☒ The Chukker Creek Show Choir, Boundary Boys, and The Chukker Creek Dance Crew performed at school and community events.☒

☒ Chukker Creek honored local heroes at a Veterans' Day Program in October.☒

☒ Chukker Creek partnered with USCA Education Department to provide semester long practicum students one day per week in first grade classrooms during the reading block.☒

☒ Amy Gregory, Principal☒

☒ Nonica Livingston, SIC Chairperson

Abbreviations Key

N/A-Not Applicable

N/AV-Not Available

N/C-Not Collected

N/R-Not Reported

I/S-Insufficient Sample

TBD-To Be Determined