



SC Annual School Report Card Summary

Redcliffe Elementary School
AIKEN COUNTY
Grades: PK-5 Enrollment: **783**
Principal: Julie A. Revelle
Superintendent: Dr. Elizabeth Everitt
Board Chair: Mrs. Rosemary B. English

PERFORMANCE

Comprehensive detail, including definitions of ratings, performance criteria, and explanations of status, is available on www.ed.sc.gov and www.eoc.sc.gov as well as school and school district websites. Printed versions are available from school districts upon request.

YEAR	ABSOLUTE RATING	GROWTH RATING	PALMETTO GOLD AND SILVER AWARD		ESEA/FEDERAL ACCOUNTABILITY RATING SYSTEM	
			General Performance	Closing the Gap	ESEA Grade	Accountability Indicator
2014	Average	Average	TBD	TBD	D	N/A
2013	Average	Average	N/A	N/A	D	N/A
2012	Average	Average	N/A	SILVER	B	N/A

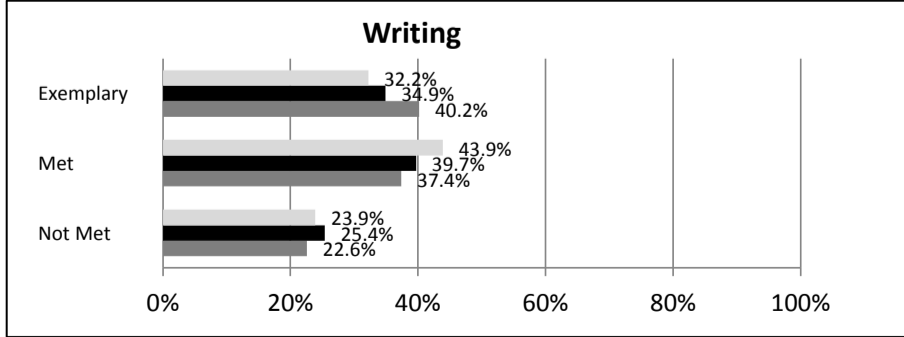
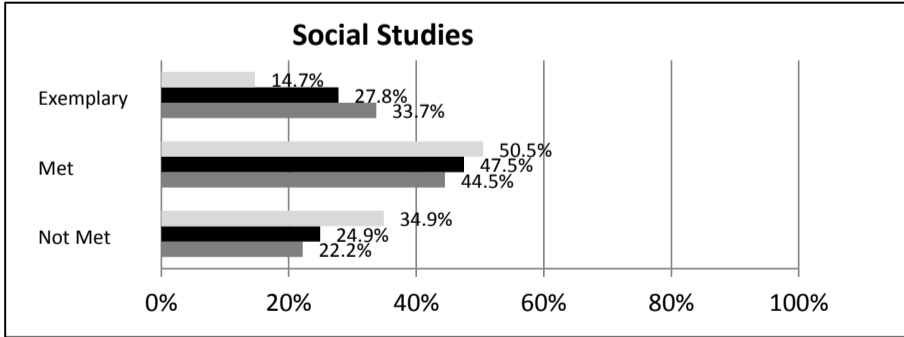
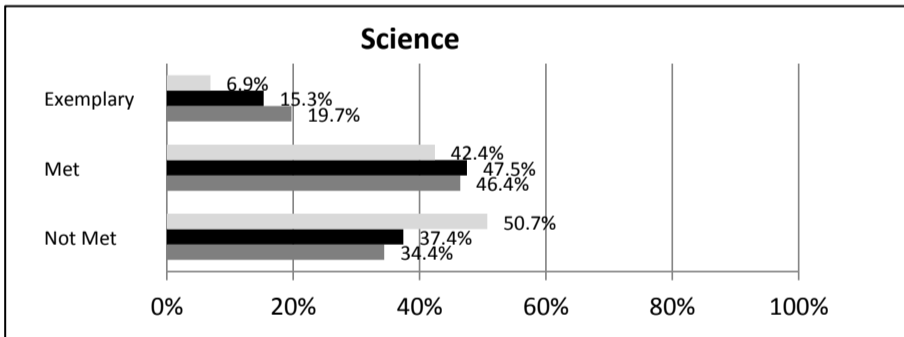
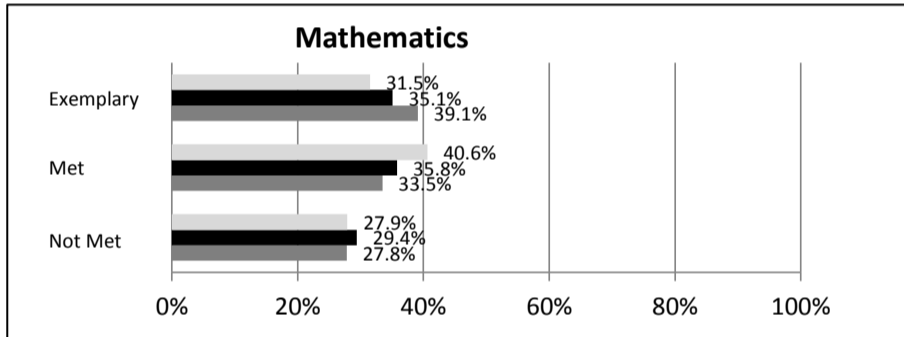
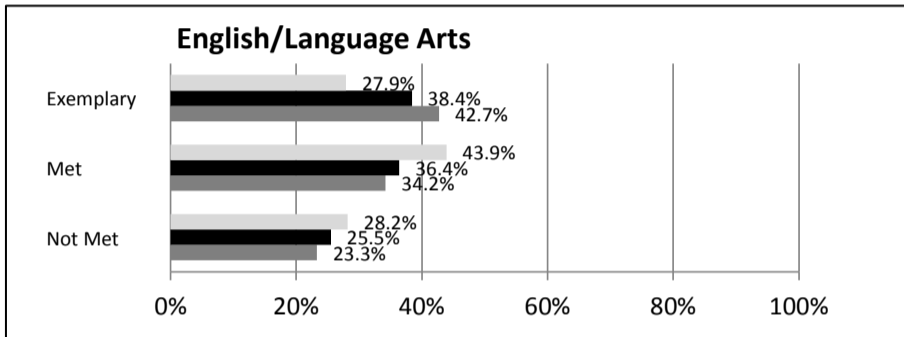
ABSOLUTE RATINGS OF ELEMENTARY SCHOOLS WITH STUDENTS LIKE OURS*

EXCELLENT	GOOD	AVERAGE	BELOW AVERAGE	AT-RISK
19	25	83	4	1

* Ratings are calculated with data available by 04/27/2015. Schools with Students Like Ours are Elementary Schools with Poverty Indices of no more than 5% above or below the index for this school.

SC PASS PERFORMANCE

Our School Elementary Schools with Students Like Ours Elem Schools Statewide



NAEP*

*Performance reported for SC and nation, data not available at school level. Percentages at NAEP Achievement Levels.



SC PERFORMANCE VISION
 By 2020 all students will graduate with the knowledge and skills necessary to compete successfully in the global economy, participate in a democratic society and contribute positively as members of families and communities.

Abbreviations Key

N/A-Not Applicable N/AV-Not Available N/C-Not Collected N/R-Not Reported I/S-Insufficient Sample TBD-To Be Determined

**Redcliffe Elementary School
AIKEN COUNTY**

SCHOOL PROFILE

	Our School	Change from Last Year	Elementary Schools with Students Like Ours	Median Elementary Schools
Students (n = 783)				
Retention rate	2.1%	Down from 3.1%	1.3%	1.0%
Attendance rate	95.4%	Down from 96.0%	96.2%	96.5%
Served by gifted and talented program	5.1%	Up from 4.2%	5.9%	7.3%
With disabilities	5.6%	Down from 5.7%	13.9%	12.5%
Older than usual for grade	3.0%	Down from 3.6%	2.1%	1.8%
Out-of-school suspensions or expulsions for violent and/or criminal offenses	0.0%	No change	0.0%	0.0%
Teachers (n = 47)				
Teachers with advanced degrees	57.4%	Up from 51.9%	60.9%	62.3%
Continuing contract teachers	74.5%	Down from 77.8%	81.1%	81.2%
Teachers returning from previous year	86.7%	Down from 89.0%	89.1%	88.4%
Teacher attendance rate	96.9%	Up from 94.3%	95.1%	95.3%
Average teacher salary*	\$48,980	Up 3.0%	\$47,997	\$47,902
Classes not taught by highly qualified teachers	0.0%	Down from 0.4%	0.0%	0.0%
Professional development days/teacher	11.4 days	Up from 6.9 days	11.0 days	10.9 days
School				
Principal's years at school	5.0	Up from 4.0	4.5	4.0
Student-teacher ratio in core subjects	21.1 to 1	Up from 20.3 to 1	19.9 to 1	19.9 to 1
Prime instructional time	92.2%	Up from 89.5%	90.0%	90.7%
Opportunities in the arts	Good	No change	Good	Good
SACS accreditation	Yes	No change	Yes	Yes
Parents attending conferences	98.4%	Up from 97.3%	100.0%	100.0%
Character development program	Excellent	No change	Excellent	Excellent
Dollars spent per pupil**	\$6,493	Down 1.7%	\$7,776	\$7,680
Percent of expenditures for instruction**	69.5%	Down from 71.0%	65.7%	66.8%
Percent of expenditures for teacher salaries**	69.0%	Up from 68.0%	64.9%	66.0%
ESEA composite index score	69.3	Up from 62.6	82.6	85.7

* Length of contract = 185+ days.

**Prior year audited financial data available.

EVALUATION RESULTS

	Teachers	Students*	Parents*
Number of surveys returned	43	106	53
Percent satisfied with learning environment	97.7%	79.2%	77.4%
Percent satisfied with social and physical environment	100.0%	80.2%	87.1%
Percent satisfied with school-home relations	95.4%	87.6%	75.4%

*Only students at the highest elementary school grade level at this school and their parents were included.

Comprehensive detail, including definitions of ratings, performance criteria, and explanations of status, is available on www.ed.sc.gov and www.eoc.sc.gov as well as school and school district websites.

Printed versions are available from school districts upon request.

REPORT OF PRINCIPAL AND SCHOOL IMPROVEMENT COUNCIL

Redcliffe Elementary School had another successful year in educating students where best practices are paramount. Redcliffe serves 774 students in Pre-K through fifth grades. Faculty, staff and administration continue to hold high expectations for students in all areas. We work together with the community, parents, staff, and students to ensure success for all. ☒

Redcliffe took part in continuous professional development focused on the Common Core Standards and the integration of content area reading across the curriculum. We also continued to focus on improving instruction to all students through minimal one hour daily math instruction using math stations and small group instruction. Certified tutors were used to provide small group instruction to meet the needs of students in both math and reading. Title 1 funds were used to hire teachers in order to maintain small class sizes, providing professional development for teachers through conferences, workshops, and literature, as well as enhancing parent involvement.☒

Teachers consistently used data results from the Palmetto Assessment of State Standards, Measures of Academic Progress, Dominie, and other formative classroom assessments along with the standards to drive instruction. Using data from a variety of assessments, we identified strengths and weaknesses of individual students and made instructional decisions for student achievement in all grades. ☒

A school based curriculum coach helps our teachers implement best practices with a balanced literacy approach to reading and writing by providing on-site professional development and coaching. Reading and math interventionists work with small groups during the school day, serving students who need extra support in reading and/or math. This model allows students to receive a full class period of instruction from homeroom teachers as well as additional support needed to close the achievement gap. ☒

Redcliffe Elementary School, in partnership with students, parents, and community members, is dedicated to building a solid foundation while developing responsible citizens to function and successfully contribute to others in today's society. We are making steady progress toward meeting rigorous goals and we are proud of the continued growth we see in our students. We look forward to another exciting school year full of opportunities for student learning and positive experiences!☒

Julie A. Revelle, Principal☒

Kelly Richards, SIC Chair

Abbreviations Key

N/A-Not Applicable

N/AV-Not Available

N/C-Not Collected

N/R-Not Reported

I/S-Insufficient Sample

TBD-To Be Determined