



# SC Annual School Report Card Summary

Warrenville Elementary  
AIKEN COUNTY

Grades: PK-5

Enrollment: 473

Principal: Michael B. Watson

Superintendent: Dr. Elizabeth Everitt

Board Chair: Mrs. Rosemary B. English

## PERFORMANCE

Comprehensive detail, including definitions of ratings, performance criteria, and explanations of status, is available on [www.ed.sc.gov](http://www.ed.sc.gov) and [www.eoc.sc.gov](http://www.eoc.sc.gov) as well as school and school district websites. Printed versions are available from school districts upon request.

YEAR	ABSOLUTE RATING	GROWTH RATING	PALMETTO GOLD AND SILVER AWARD		ESEA/FEDERAL ACCOUNTABILITY RATING SYSTEM	
			General Performance	Closing the Gap	ESEA Grade	Accountability Indicator
2014	Average	Average	TBD	TBD	B	Reward
2013	Average	Below Average	N/A	N/A	A	Reward
2012	Average	Average	N/A	SILVER	C	N/A

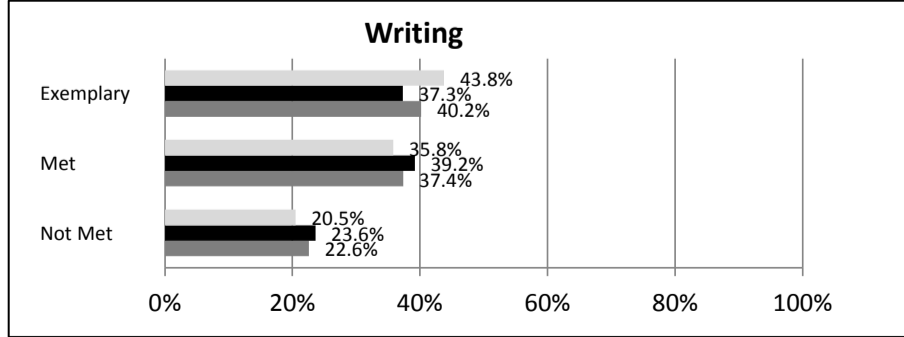
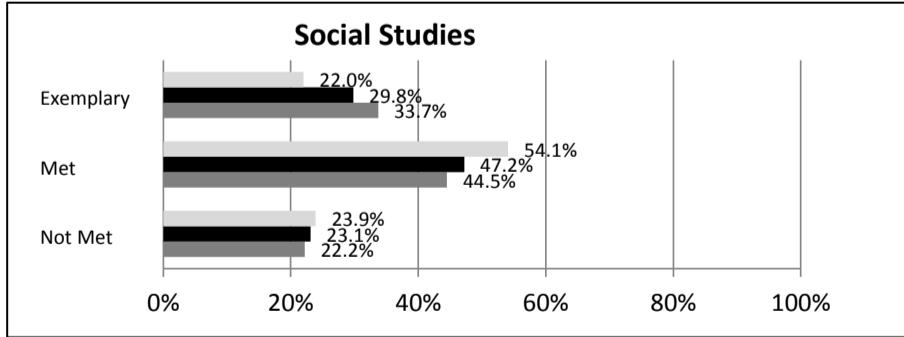
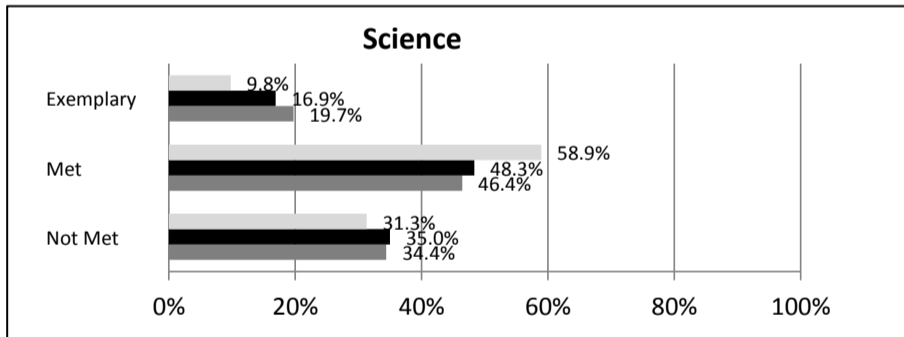
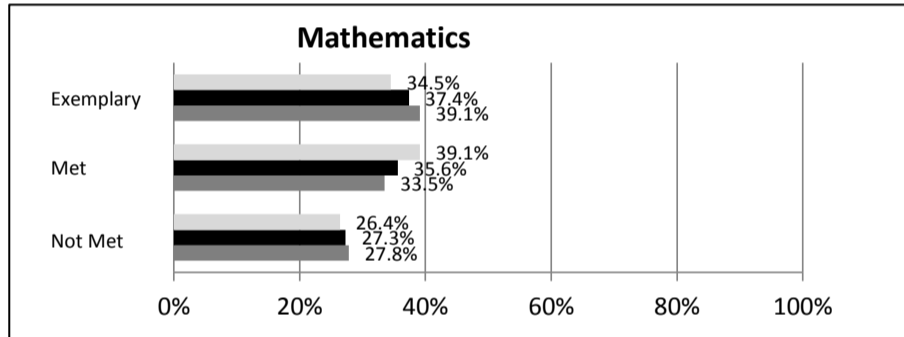
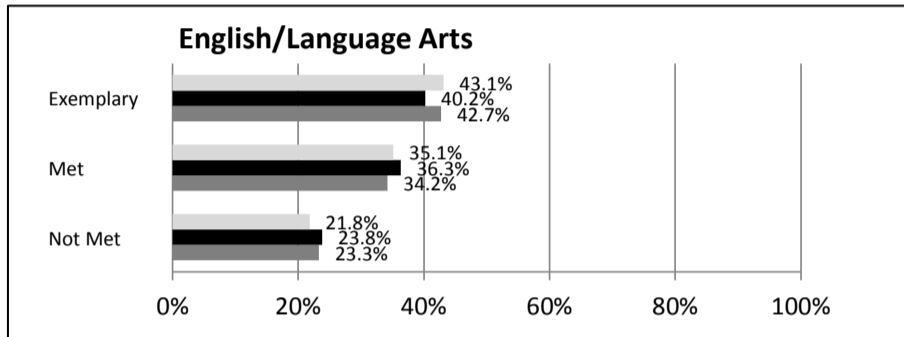
## ABSOLUTE RATINGS OF ELEMENTARY SCHOOLS WITH STUDENTS LIKE OURS\*

EXCELLENT	GOOD	AVERAGE	BELOW AVERAGE	AT-RISK
25	35	71	3	1

\* Ratings are calculated with data available by 04/27/2015. Schools with Students Like Ours are Elementary Schools with Poverty Indices of no more than 5% above or below the index for this school.


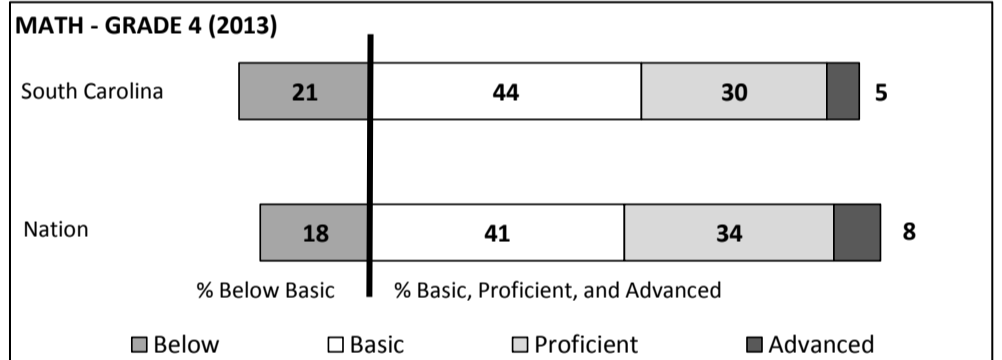
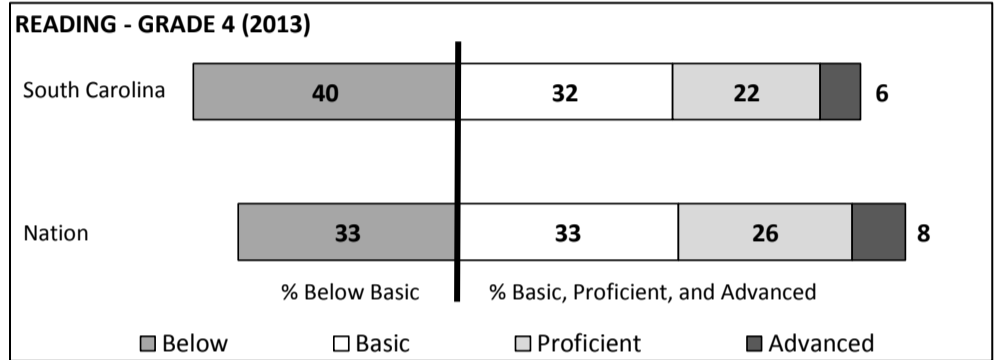
## SC PASS PERFORMANCE

Our School    Elementary Schools with Students Like Ours    Elem Schools Statewide



## NAEP\*

\*Performance reported for SC and nation, data not available at school level. Percentages at NAEP Achievement Levels.



## SC PERFORMANCE VISION

By 2020 all students will graduate with the knowledge and skills necessary to compete successfully in the global economy, participate in a democratic society and contribute positively as members of families and communities.

## Abbreviations Key

N/A-Not Applicable

N/AV-Not Available

N/C-Not Collected

N/R-Not Reported

I/S-Insufficient Sample

TBD-To Be Determined

**Warrenville Elementary  
AIKEN COUNTY**

**SCHOOL PROFILE**

	Our School	Change from Last Year	Elementary Schools with Students Like Ours	Median Elementary Schools
<b>Students (n = 473)</b>				
Retention rate	2.8%	Up from 2.1%	1.3%	1.0%
Attendance rate	96.4%	Up from 95.9%	96.3%	96.5%
Served by gifted and talented program	5.1%	Up from 4.8%	6.8%	7.3%
With disabilities	12.8%	Down from 13.1%	14.0%	12.5%
Older than usual for grade	2.5%	Up from 1.3%	2.1%	1.8%
Out-of-school suspensions or expulsions for violent and/or criminal offenses	0.2%	No change	0.0%	0.0%
<b>Teachers (n = 30)</b>				
Teachers with advanced degrees	56.7%	Up from 48.4%	60.7%	62.3%
Continuing contract teachers	86.7%	Up from 80.6%	83.3%	81.2%
Teachers returning from previous year	93.3%	Up from 91.3%	89.1%	88.4%
Teacher attendance rate	98.8%	Up from 91.3%	95.2%	95.3%
Average teacher salary*	\$48,824	Up 1.2%	\$48,225	\$47,902
Classes not taught by highly qualified teachers	0.0%	No change	0.0%	0.0%
Professional development days/teacher	1.1 days	Down from 10.3 days	10.5 days	10.9 days
<b>School</b>				
Principal's years at school	2.0	Up from 1.0	5.0	4.0
Student-teacher ratio in core subjects	20.3 to 1	Up from 18.4 to 1	19.8 to 1	19.9 to 1
Prime instructional time	95.1%	Up from 85.0%	90.0%	90.7%
Opportunities in the arts	Good	No change	Good	Good
SACS accreditation	Yes	No change	Yes	Yes
Parents attending conferences	100.0%	No change	100.0%	100.0%
Character development program	Average	Down from Good	Excellent	Excellent
Dollars spent per pupil**	\$6,925	Down 3.8%	\$7,757	\$7,680
Percent of expenditures for instruction**	66.8%	Down from 69.0%	65.7%	66.8%
Percent of expenditures for teacher salaries**	66.2%	Up from 66.0%	64.9%	66.0%
ESEA composite index score	80.9	Down from 91.7	84.4	85.7

\* Length of contract = 185+ days.

\*\*Prior year audited financial data available.

**EVALUATION RESULTS**

	Teachers	Students*	Parents*
Number of surveys returned	30	54	35
Percent satisfied with learning environment	100.0%	88.9%	88.6%
Percent satisfied with social and physical environment	100.0%	88.7%	94.1%
Percent satisfied with school-home relations	96.7%	98.1%	81.8%

\*Only students at the highest elementary school grade level at this school and their parents were included.

Comprehensive detail, including definitions of ratings, performance criteria, and explanations of status, is available on [www.ed.sc.gov](http://www.ed.sc.gov) and [www.eoc.sc.gov](http://www.eoc.sc.gov) as well as school and school district websites.

Printed versions are available from school districts upon request.

**REPORT OF PRINCIPAL AND SCHOOL IMPROVEMENT COUNCIL**

The vision of Warrenville Elementary School has transformed, in partnership with students, teachers, parents, and the community to produce high achieving citizens. Learning from the past, collaborating in the present, and preparing for the future through shared leadership is the philosophy that drives our school. Warrenville continues to maintain high expectations for students in relation to academic performance and character. This is accomplished through maintaining a dedicated, warm, and professional and community friendly climate on a daily basis. While academic success remains our top priority, we celebrate every occasion that arises when a goal is met or a challenge is overcome by any member of our school family. As the staff of Warrenville Elementary reflects on the 2013-2014 school year, the list of accomplishments continues to grow. Our diagnostic test data shows that state test scores will continue to improve. This effort is supported through diligently tracking student data and providing interventions and after school assistance for students. Evidence of the hard work has paid off. Warrenville increased its ESEA Federal Accountability rating from a 73.8 "C" to a 91.7 "A". As a result, the school was named a South Carolina Distinguished Title I Reward School for Progress. The school was honored at the State Title I Conference. Parent and teacher communication occurred with 100% of our student population. Much of this communication occurs in person through school day or nightly events that are sponsored by the school or Parent Teacher Organization to increase family involvement and home/school relations. Parent and community input are welcomed through PTO meetings, School Improvement Council meetings, and suggestions in response to monthly newsletters. Various service learning projects were conducted to give back to the community. Our character education program continues to excel by the recognition of good citizens, level "5" students, tardy incentives, safety patrol, news team, and our Perfect "10" challenge participants. Academic achievements have been celebrated by 100% of the student population attending quarterly awards assemblies. These are also attended by our faculty, staff, parents, and community members. Our community has a sense of shared accountability in the outcome of the future of our young children. This is evident through the establishment of partnerships with: local law enforcement, local fire department, local churches, numerous businesses and restaurants, community mentors, volunteer grandparents, and the local high school. We sincerely express our gratitude for the time, effort and sacrifices made by these key players to help us meet the diverse needs of our students. We also thank all of those members that shared in the celebration of all accomplishments of all of our students. The joy brought by reflecting on a wonderful year of hard work and celebration will continue to inspire us to work harder to ensure that all students of Warrenville Elementary reach their maximum potential.

Michael B. Watson, Principal

Dana Head, School Improvement Council, Chairperson

**Abbreviations Key**

N/A-Not Applicable

N/AV-Not Available

N/C-Not Collected

N/R-Not Reported

I/S-Insufficient Sample

TBD-To Be Determined