



# SC Annual School Report Card Summary

**Hammond Hill Elementary**  
**AIKEN COUNTY**  
**Grades: PK-5** Enrollment: **834**  
**Principal: Janet Vaughan**  
**Superintendent: Dr. Elizabeth Everitt**  
**Board Chair: Mrs. Rosemary B. English**

## PERFORMANCE

Comprehensive detail, including definitions of ratings, performance criteria, and explanations of status, is available on [www.ed.sc.gov](http://www.ed.sc.gov) and [www.eoc.sc.gov](http://www.eoc.sc.gov) as well as school and school district websites. Printed versions are available from school districts upon request.

YEAR	ABSOLUTE RATING	GROWTH RATING	PALMETTO GOLD AND SILVER AWARD		ESEA/FEDERAL ACCOUNTABILITY RATING SYSTEM	
			General Performance	Closing the Gap	ESEA Grade	Accountability Indicator
2014	Excellent	Good	TBD	TBD	A	N/A
2013	Excellent	Good	GOLD	N/A	A	N/A
2012	Excellent	Excellent	GOLD	N/A	A	N/A

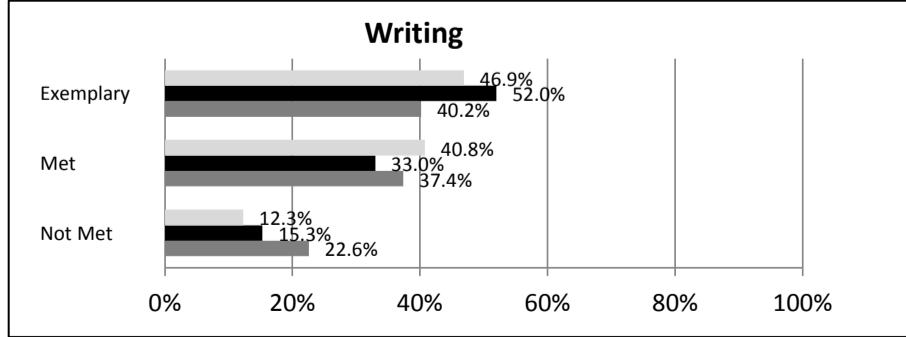
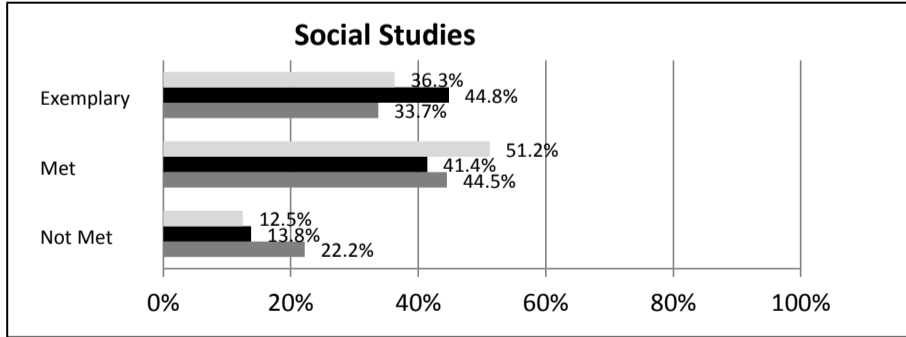
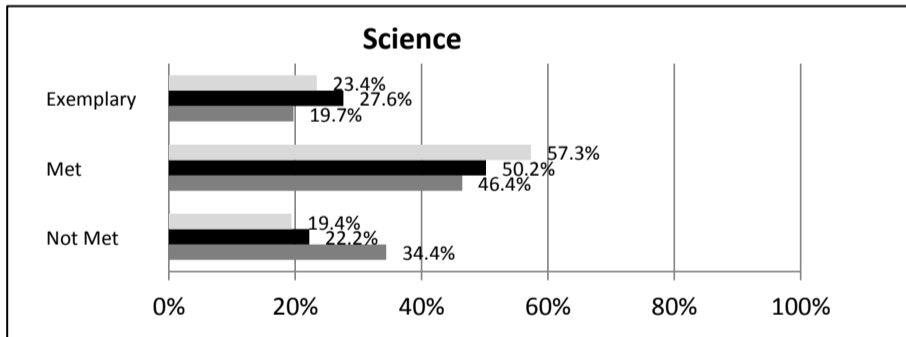
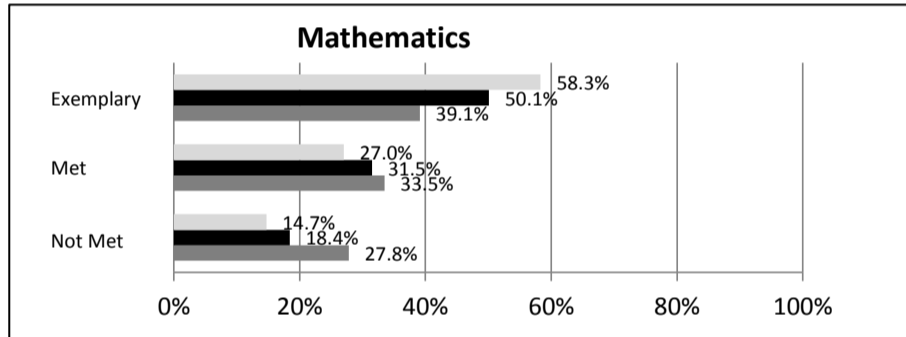
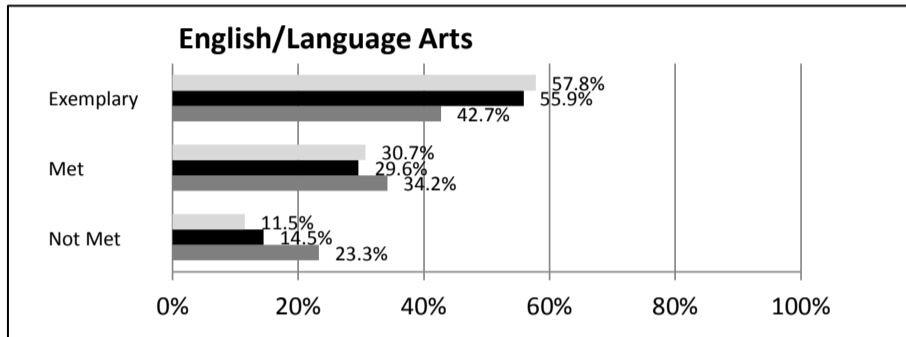
## ABSOLUTE RATINGS OF ELEMENTARY SCHOOLS WITH STUDENTS LIKE OURS\*

EXCELLENT	GOOD	AVERAGE	BELOW AVERAGE	AT-RISK
40	8	1	1	0

\* Ratings are calculated with data available by 04/27/2015. Schools with Students Like Ours are Elementary Schools with Poverty Indices of no more than 5% above or below the index for this school.

## SC PASS PERFORMANCE

Our School    Elementary Schools with Students Like Ours    Elem Schools Statewide



## NAEP\*

\*Performance reported for SC and nation, data not available at school level. Percentages at NAEP Achievement Levels.



**SC PERFORMANCE VISION**  
 By 2020 all students will graduate with the knowledge and skills necessary to compete successfully in the global economy, participate in a democratic society and contribute positively as members of families and communities.

### Abbreviations Key

N/A-Not Applicable    N/AV-Not Available    N/C-Not Collected    N/R-Not Reported    I/S-Insufficient Sample    TBD-To Be Determined

**Hammond Hill Elementary  
AIKEN COUNTY**

**SCHOOL PROFILE**

	Our School	Change from Last Year	Elementary Schools with Students Like Ours	Median Elementary Schools
<b>Students (n = 834)</b>				
Retention rate	1.1%	Down from 1.4%	0.8%	1.0%
Attendance rate	97.2%	Up from 96.6%	97.0%	96.5%
Served by gifted and talented program	10.9%	Up from 10.6%	11.8%	7.3%
With disabilities	6.1%	Down from 6.3%	10.9%	12.5%
Older than usual for grade	2.3%	Up from 1.9%	1.3%	1.8%
Out-of-school suspensions or expulsions for violent and/or criminal offenses	0.0%	No change	0.0%	0.0%
<b>Teachers (n = 45)</b>				
Teachers with advanced degrees	68.9%	Up from 68.8%	62.9%	62.3%
Continuing contract teachers	93.3%	Up from 91.7%	85.4%	81.2%
Teachers returning from previous year	92.5%	Down from 94.5%	90.3%	88.4%
Teacher attendance rate	95.8%	Up from 94.0%	95.5%	95.3%
Average teacher salary*	\$50,998	Down 0.3%	\$48,496	\$47,902
Classes not taught by highly qualified teachers	0.0%	No change	0.0%	0.0%
Professional development days/teacher	9.8 days	Up from 6.7 days	10.0 days	10.9 days
<b>School</b>				
Principal's years at school	9.0	Up from 8.0	4.0	4.0
Student-teacher ratio in core subjects	22.6 to 1	Down from 23.4 to 1	20.3 to 1	19.9 to 1
Prime instructional time	91.6%	Up from 89.6%	91.0%	90.7%
Opportunities in the arts	Good	No change	Good	Good
SACS accreditation	Yes	No change	Yes	Yes
Parents attending conferences	100.0%	No change	100.0%	100.0%
Character development program	Excellent	No change	Excellent	Excellent
Dollars spent per pupil**	\$5,673	Down 4.8%	\$7,136	\$7,680
Percent of expenditures for instruction**	72.1%	Down from 74.0%	67.5%	66.8%
Percent of expenditures for teacher salaries**	71.8%	Up from 71.0%	66.9%	66.0%
ESEA composite index score	97.9	Down from 98.4	92.4	85.7

\* Length of contract = 185+ days.

\*\*Prior year audited financial data available.

**EVALUATION RESULTS**

	Teachers	Students*	Parents*
Number of surveys returned	44	136	64
Percent satisfied with learning environment	100.0%	79.4%	98.4%
Percent satisfied with social and physical environment	97.7%	81.4%	96.8%
Percent satisfied with school-home relations	100.0%	80.7%	83.9%

\*Only students at the highest elementary school grade level at this school and their parents were included.

Comprehensive detail, including definitions of ratings, performance criteria, and explanations of status, is available on [www.ed.sc.gov](http://www.ed.sc.gov) and [www.eoc.sc.gov](http://www.eoc.sc.gov) as well as school and school district websites.

Printed versions are available from school districts upon request.

**REPORT OF PRINCIPAL AND SCHOOL IMPROVEMENT COUNCIL**

Some of the many accolades that surround Hammond Hill Elementary include being named a National Blue Ribbon School, a Palmetto's Finest Elementary School and a Palmetto Gold Award recipient for student growth. Dedicated parents, community members, and businesses continue to partner together with Hammond Hill Elementary to achieve academic excellence and provide innovative learning experiences for students. Our Red Carpet school provides effective customer service and maintains a tradition of high academic standards. Situated in a residential section of the city of North Augusta, the school serves approximately 835 students in grades pre-k through 5. Our teachers and students have been recognized for many outstanding accomplishments in local, regional, state, and national competitions. Hammond Hill is also home to four teachers who have been named Aiken County District Teacher of the Year.

Hammond Hill Elementary provides a variety of activities, clubs, and opportunities to enhance student learning such as Book-It, Kids Get Fit Day, Character Education, Science Day, Math Day, DARE, Field Day, Character Parade, Career Day, Red Ribbon Week, Positive Office Referrals, Pep Squad, Double H Reading Club, Chorus, Running Club and our Gifted and Talented Program. Students also participate as television anchors on the WHHE Morning News Show. This show is viewed daily on classroom SMART Boards. High school athletes from a nearby high school serve as mentors in the Athlete Mentoring Program (AMP) with selected fifth grade students on a daily basis.

Each classroom at Hammond Hill sponsors a Classroom Service Learning Project that enriches learning by engaging students in meaningful ways that serve our community. Our students are very active by collecting toys for needy children, collecting canned goods for the Golden Harvest Food Bank and Community Ministries, and providing Easter baskets for homebound senior citizens. Hammond Hill parents are key partners in fostering an environment of excellence and personal achievement.

A strong emphasis has been placed on writing at our school where students attend a computer writing lab to learn more about the Six Trait Writing process. An Author's Tea is held annually in the spring. Parents are invited to the Tea and students read their writings to a captivated audience. With the bee as our mascot, Hammond Hill is buzzing with innovative ideas, technology, and a clear vision that makes HHE the place to "BEE!"

Janet Vaughan, Principal

Happy Parker, SIC Chairperson

**Abbreviations Key**

**N/A**-Not Applicable

**N/AV**-Not Available

**N/C**-Not Collected

**N/R**-Not Reported

**I/S**-Insufficient Sample

**TBD**-To Be Determined