



# SC Annual School Report Card Summary

Greendale Elementary  
AIKEN COUNTY

Grades: PK-5

Enrollment: 418

Principal: Sonya Colvin

Superintendent: Dr. Elizabeth Everitt

Board Chair: Mrs. Rosemary B. English

## PERFORMANCE

Comprehensive detail, including definitions of ratings, performance criteria, and explanations of status, is available on [www.ed.sc.gov](http://www.ed.sc.gov) and [www.eoc.sc.gov](http://www.eoc.sc.gov) as well as school and school district websites. Printed versions are available from school districts upon request.

YEAR	ABSOLUTE RATING	GROWTH RATING	PALMETTO GOLD AND SILVER AWARD		ESEA/FEDERAL ACCOUNTABILITY RATING SYSTEM	
			General Performance	Closing the Gap	ESEA Grade	Accountability Indicator
2014	Average	Average	TBD	TBD	B	Reward
2013	Average	Average	N/A	N/A	C	N/A
2012	Average	Average	N/A	N/A	A	N/A

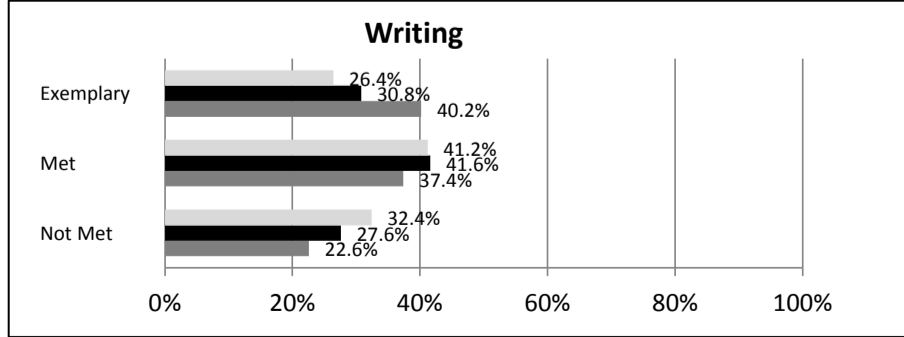
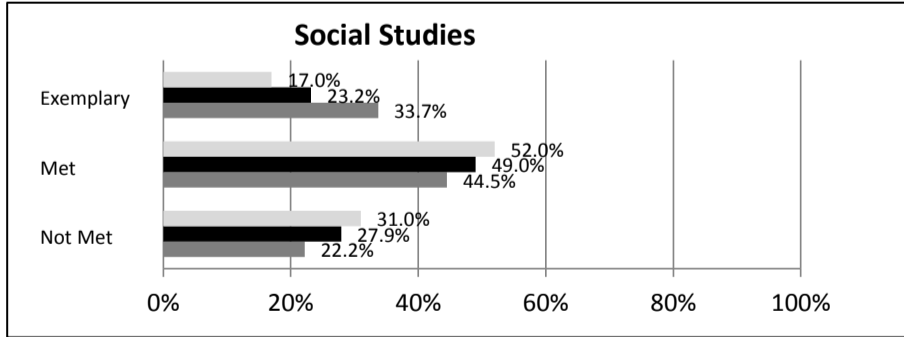
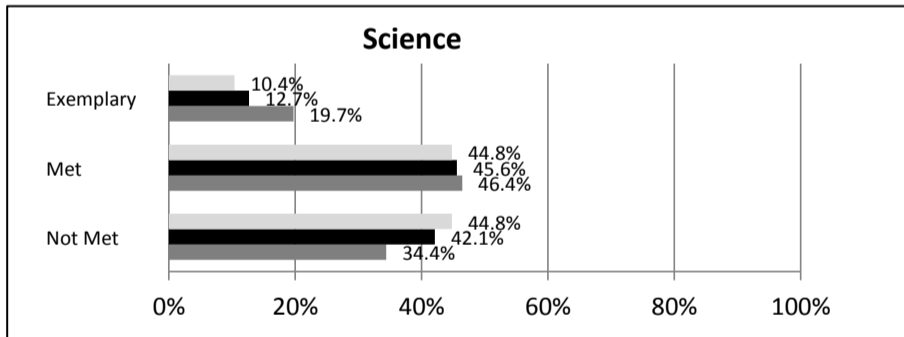
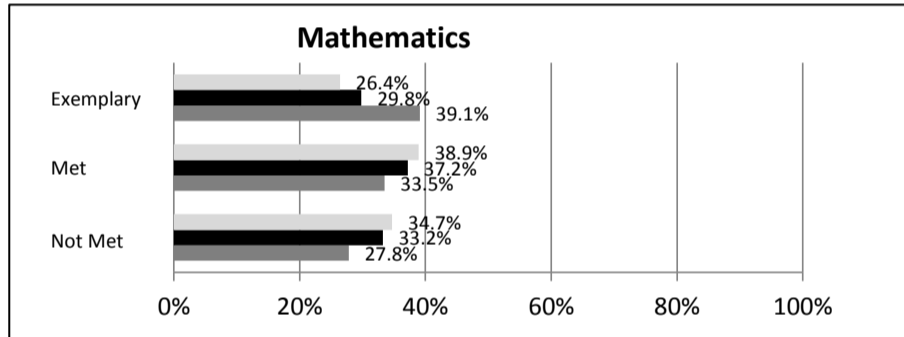
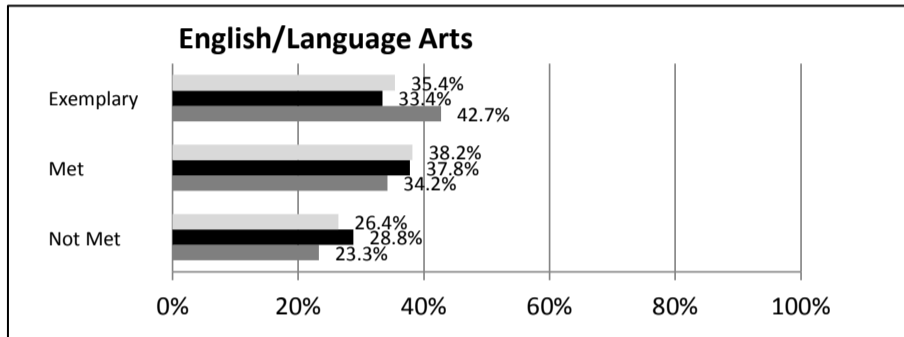
## ABSOLUTE RATINGS OF ELEMENTARY SCHOOLS WITH STUDENTS LIKE OURS\*

EXCELLENT	GOOD	AVERAGE	BELOW AVERAGE	AT-RISK
10	15	116	10	2

\* Ratings are calculated with data available by 04/27/2015. Schools with Students Like Ours are Elementary Schools with Poverty Indices of no more than 5% above or below the index for this school.


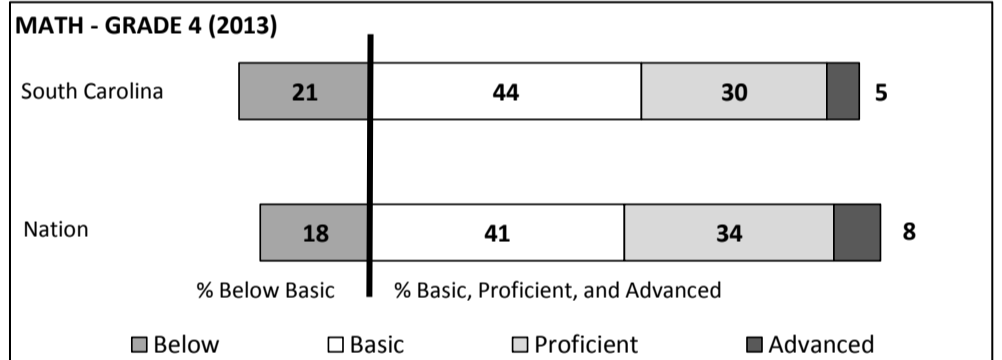
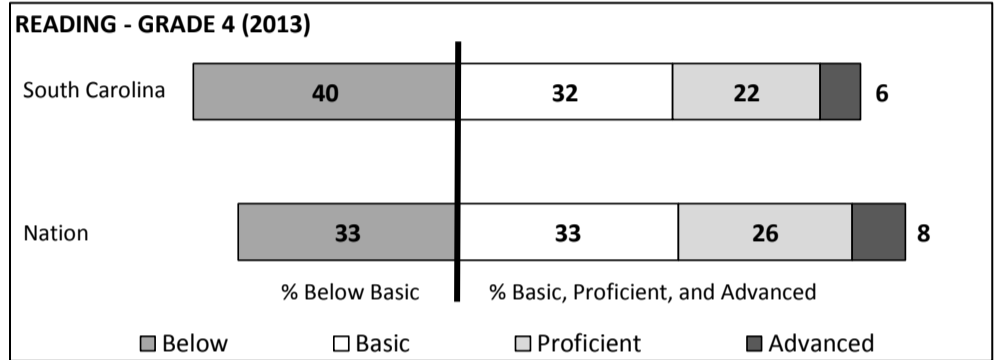
## SC PASS PERFORMANCE

Our School    Elementary Schools with Students Like Ours    Elem Schools Statewide



## NAEP\*

\*Performance reported for SC and nation, data not available at school level. Percentages at NAEP Achievement Levels.



## SC PERFORMANCE VISION

By 2020 all students will graduate with the knowledge and skills necessary to compete successfully in the global economy, participate in a democratic society and contribute positively as members of families and communities.

## Abbreviations Key

N/A-Not Applicable

N/AV-Not Available

N/C-Not Collected

N/R-Not Reported

I/S-Insufficient Sample

TBD-To Be Determined

**Greendale Elementary  
AIKEN COUNTY**

**SCHOOL PROFILE**

	Our School	Change from Last Year	Elementary Schools with Students Like Ours	Median Elementary Schools
<b>Students (n = 418)</b>				
Retention rate	1.3%	Down from 2.0%	1.4%	1.0%
Attendance rate	96.5%	Up from 95.9%	96.1%	96.5%
Served by gifted and talented program	3.0%	Down from 3.8%	4.7%	7.3%
With disabilities	9.7%	Up from 9.3%	13.5%	12.5%
Older than usual for grade	2.3%	Down from 3.3%	2.5%	1.8%
Out-of-school suspensions or expulsions for violent and/or criminal offenses	0.0%	No change	0.0%	0.0%
<b>Teachers (n = 31)</b>				
Teachers with advanced degrees	48.4%	Down from 50.0%	60.6%	62.3%
Continuing contract teachers	80.6%	Down from 83.3%	80.0%	81.2%
Teachers returning from previous year	80.4%	Down from 84.9%	87.1%	88.4%
Teacher attendance rate	95.5%	Up from 94.0%	95.1%	95.3%
Average teacher salary*	\$48,022	Down 5.5%	\$47,029	\$47,902
Classes not taught by highly qualified teachers	0.0%	No change	0.0%	0.0%
Professional development days/teacher	5.8 days	Down from 9.4 days	11.1 days	10.9 days
<b>School</b>				
Principal's years at school	3.0	Up from 2.0	4.0	4.0
Student-teacher ratio in core subjects	18.3 to 1	Down from 22.2 to 1	19.3 to 1	19.9 to 1
Prime instructional time	91.9%	Up from 88.4%	90.1%	90.7%
Opportunities in the arts	Good	No change	Good	Good
SACS accreditation	Yes	No change	Yes	Yes
Parents attending conferences	100.0%	No change	100.0%	100.0%
Character development program	Excellent	No change	Excellent	Excellent
Dollars spent per pupil**	\$7,887	Down 1.3%	\$8,049	\$7,680
Percent of expenditures for instruction**	67.8%	Down from 69.0%	66.0%	66.8%
Percent of expenditures for teacher salaries**	66.3%	Up from 66.0%	65.2%	66.0%
ESEA composite index score	80.7	Up from 76.6	79.6	85.7

\* Length of contract = 185+ days.

\*\*Prior year audited financial data available.

**EVALUATION RESULTS**

	Teachers	Students*	Parents*
Number of surveys returned	30	50	29
Percent satisfied with learning environment	96.6%	90.0%	82.8%
Percent satisfied with social and physical environment	96.6%	90.2%	79.3%
Percent satisfied with school-home relations	96.6%	84.4%	62.9%

\*Only students at the highest elementary school grade level at this school and their parents were included.

Comprehensive detail, including definitions of ratings, performance criteria, and explanations of status, is available on [www.ed.sc.gov](http://www.ed.sc.gov) and [www.eoc.sc.gov](http://www.eoc.sc.gov) as well as school and school district websites.

Printed versions are available from school districts upon request.

**REPORT OF PRINCIPAL AND SCHOOL IMPROVEMENT COUNCIL**

At Greendale Elementary School, our purpose is to provide our students with instruction and learning experiences that prepare them to become well-rounded, rigorous problem solvers of the technologically oriented world of the 21st century.☐

☐ During the 2013-2014 school year, our school served approximately 440 students. This included four-year-old kindergarten through 5th grade, a three-year-old Preschoolers Acquiring Language Skills (PALS) class, and classes for Preschoolers with Disabilities and a class for students with Moderate Mental Disabilities. Our small, neighborhood school values the strong relationships established between our School-home-community team.☐

☐ The faculty and staff at Greendale Elementary are proud of the progress our students made during the 2013-2014 school year. To ensure that students have expanded materials and enriched learning opportunities, teachers continuously seek additional resources for students through grants. Greendale also provided a variety of programs during the year that enhanced academic achievement including Reading Recovery for at-risk first grade students. Additionally, our students participated in a wide range of activities to both strengthen and enrich their school experience. Opportunities included Accelerated Reader and MAP Incentive programs, Gifted and Talented, Character Education, field trips and musical programs.☐

☐ Our school fully implements the Aiken County district-wide Reading Initiative by providing ninety minutes each day of uninterrupted literacy instruction. This instruction uses research-based structures and strategies in order to effectively teach all students to read at grade level by the end of third grade. Within both the Literacy and Math blocks, teachers provide rigorous instruction that emphasizes cross-content curriculum aligned with South Carolina State Standards, Common Core Standards and technology skills.☐

☐ At Greendale, our families are important to us. To demonstrate this value, we provide numerous opportunities for our families. Activities include Open House, Looney Tunes Banking, Veterans' Day Program, Donuts for Dads, Muffins for Moms, Goodies for Grandparents, Math Night at Reid's, monthly newsletters and calendars, Spooky to Be Hungry-Golden Harvest Food Drive, National Lunch Week, a Mentoring Program, PTO family events, United Way "Be A Bunny" Basket donations and Monthly Family Spirit Nights at Zaxby's and Sonic Drive-in.☐

☐ These efforts reflect the foundation and desire to provide a school where motivated students are achieving within a framework of relevant content, quality instruction and experiences in the areas of reading, science, technology, engineering and math.☐

☐ Sonya Colvin, Principal☐

☐ Leroy Walker, School Improvement Council Chair

**Abbreviations Key**

**N/A**-Not Applicable

**N/AV**-Not Available

**N/C**-Not Collected

**N/R**-Not Reported

**I/S**-Insufficient Sample

**TBD**-To Be Determined