



SC Annual School Report Card Summary

Belvedere Elementary
AIKEN COUNTY

Grades: PK-5

Enrollment: 616

Principal: Mrs. Alison Falls Churm

Superintendent: Dr. Elizabeth Everitt

Board Chair: Mrs. Rosemary B. English

PERFORMANCE

Comprehensive detail, including definitions of ratings, performance criteria, and explanations of status, is available on www.ed.sc.gov and www.eoc.sc.gov as well as school and school district websites. Printed versions are available from school districts upon request.

YEAR	ABSOLUTE RATING	GROWTH RATING	PALMETTO GOLD AND SILVER AWARD		ESEA/FEDERAL ACCOUNTABILITY RATING SYSTEM	
			General Performance	Closing the Gap	ESEA Grade	Accountability Indicator
2014	Good	Average	TBD	TBD	B	Reward
2013	Good	Average	N/A	N/A	A	N/A
2012	Good	Excellent	GOLD	N/A	B	N/A

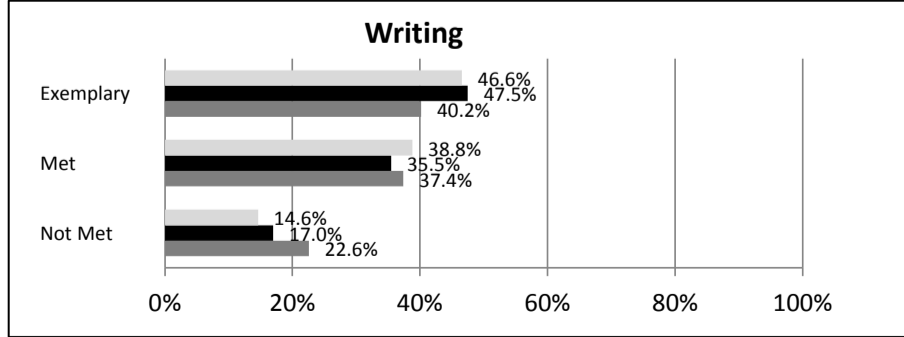
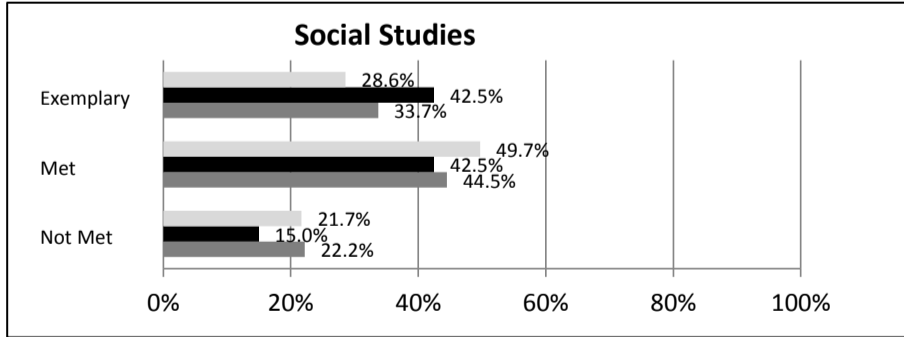
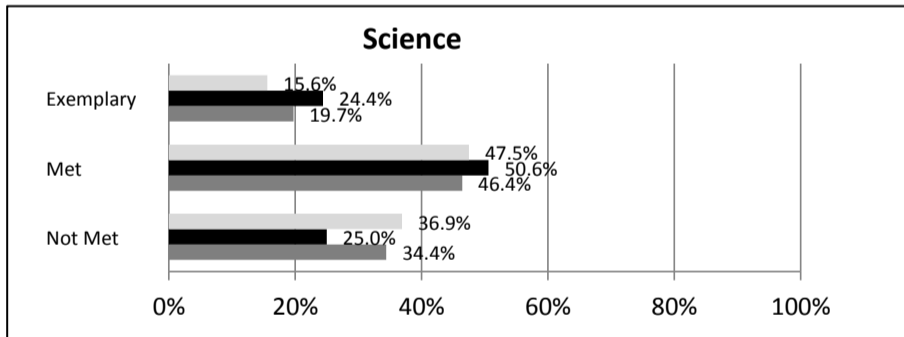
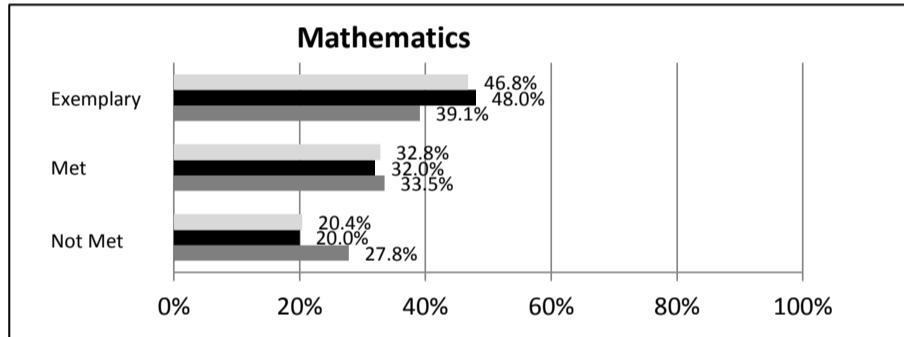
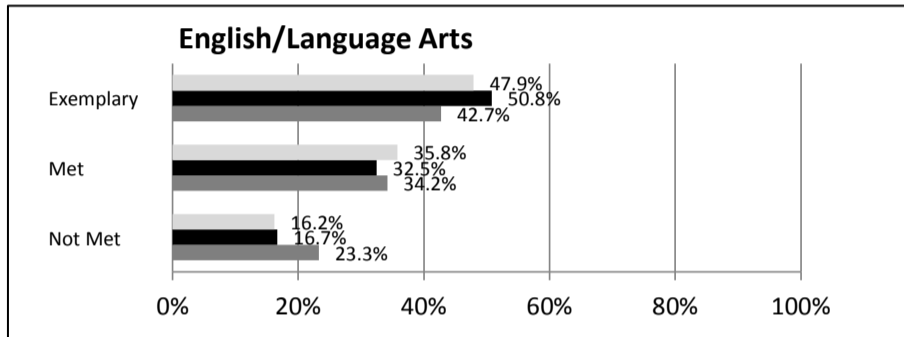
ABSOLUTE RATINGS OF ELEMENTARY SCHOOLS WITH STUDENTS LIKE OURS*

EXCELLENT	GOOD	AVERAGE	BELOW AVERAGE	AT-RISK
54	31	9	0	0

* Ratings are calculated with data available by 04/27/2015. Schools with Students Like Ours are Elementary Schools with Poverty Indices of no more than 5% above or below the index for this school.

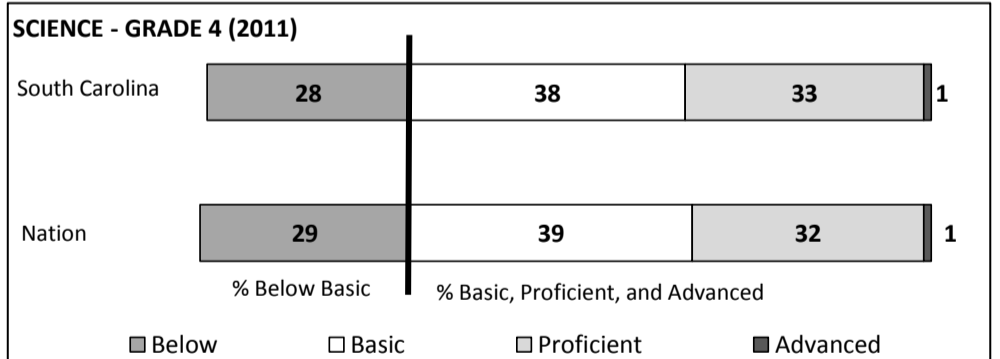

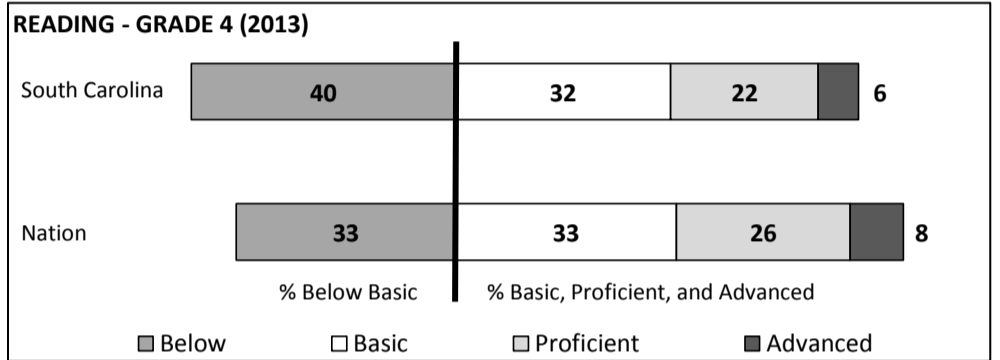
SC PASS PERFORMANCE

Our School Elementary Schools with Students Like Ours Elem Schools Statewide



NAEP*

*Performance reported for SC and nation, data not available at school level. Percentages at NAEP Achievement Levels.



SC PERFORMANCE VISION

By 2020 all students will graduate with the knowledge and skills necessary to compete successfully in the global economy, participate in a democratic society and contribute positively as members of families and communities.

Abbreviations Key

N/A-Not Applicable

N/AV-Not Available

N/C-Not Collected

N/R-Not Reported

I/S-Insufficient Sample

TBD-To Be Determined

**Belvedere Elementary
AIKEN COUNTY**

SCHOOL PROFILE

	Our School	Change from Last Year	Elementary Schools with Students Like Ours	Median Elementary Schools
Students (n = 616)				
Retention rate	2.4%	Up from 1.4%	0.8%	1.0%
Attendance rate	96.3%	Up from 96.2%	96.7%	96.5%
Served by gifted and talented program	9.9%	Up from 8.5%	9.9%	7.3%
With disabilities	9.9%	Down from 10.1%	11.6%	12.5%
Older than usual for grade	3.6%	Up from 3.0%	1.4%	1.8%
Out-of-school suspensions or expulsions for violent and/or criminal offenses	0.0%	No change	0.0%	0.0%
Teachers (n = 36)				
Teachers with advanced degrees	58.3%	Down from 59.0%	64.3%	62.3%
Continuing contract teachers	80.6%	Down from 82.1%	82.8%	81.2%
Teachers returning from previous year	86.6%	Down from 90.2%	90.1%	88.4%
Teacher attendance rate	96.4%	Up from 95.6%	95.3%	95.3%
Average teacher salary*	\$50,020	Down 1.7%	\$50,020	\$47,902
Classes not taught by highly qualified teachers	0.0%	No change	0.0%	0.0%
Professional development days/teacher	9.4 days	Down from 10.7 days	11.9 days	10.9 days
School				
Principal's years at school	5.0	Up from 4.0	5.0	4.0
Student-teacher ratio in core subjects	23.0 to 1	Up from 21.5 to 1	20.1 to 1	19.9 to 1
Prime instructional time	91.4%	Up from 90.6%	91.3%	90.7%
Opportunities in the arts	Good	No change	Good	Good
SACS accreditation	Yes	No change	Yes	Yes
Parents attending conferences	100.0%	No change	100.0%	100.0%
Character development program	Excellent	No change	Excellent	Excellent
Dollars spent per pupil**	\$6,492	Down 6.7%	\$7,352	\$7,680
Percent of expenditures for instruction**	71.5%	Down from 74.0%	67.0%	66.8%
Percent of expenditures for teacher salaries**	70.5%	Up from 70.0%	66.5%	66.0%
ESEA composite index score	87.7	Down from 96.3	91.7	85.7

* Length of contract = 185+ days.

**Prior year audited financial data available.

EVALUATION RESULTS

	Teachers	Students*	Parents*
Number of surveys returned	27	84	41
Percent satisfied with learning environment	92.6%	86.9%	95.2%
Percent satisfied with social and physical environment	92.9%	81.7%	85.7%
Percent satisfied with school-home relations	96.4%	90.4%	65.9%

*Only students at the highest elementary school grade level at this school and their parents were included.

Comprehensive detail, including definitions of ratings, performance criteria, and explanations of status, is available on www.ed.sc.gov and www.eoc.sc.gov as well as school and school district websites.

Printed versions are available from school districts upon request.

REPORT OF PRINCIPAL AND SCHOOL IMPROVEMENT COUNCIL

Belvedere Elementary School's motto is to "Live, Love, Learn, and Leave a Legacy. As teachers, parents and staff we embrace this by asking our students to live each day doing their best, to love and care for others, learn by working hard in school, and share our legacy by reaching out to our community. We are proud to partner with Golden Harvest Food Bank, North Augusta Public Safety (DARE), United Way, Aiken Barnwell Mental Health, and our local churches to provide assistance for our students and staff. ☒

☒ Our goal is to help each child reach his/her maximum potential through high expectations and the development of critical thinking skills. Our students continue to perform well on PASS. Our Student Support Team continues to support our staff in school-wide interventions that have allowed our teachers to examine our strengths and weaknesses to improve instruction. It has also provided very specialized assistance for some students in need. Exciting events and projects engage our students throughout the year. Our teachers spent a great deal of time this year in staff development on our "Early Release Days". The focus of this training was on Common Core instruction. All of this training and support has been evident through an increase in our MAP scores this year.☒

☒ We continue to improve technology throughout the building. Both of our computer labs have been completely updated with new computers. The entire building is wireless. Our third through fifth grade wing is almost complete with "short throw projectors" which are safer in our classrooms. We have purchased fifteen netbooks that are in all third through fifth grade classes to be used as learning stations. We also added a class set of iPads to our technology collection. ☒

☒ Extended hours for learning and social development are provided daily by The Sunshine House's QuestZone Afterschool Program. ☒

☒ Our parents and community continue to support us daily. The Belvedere PTO and School Improvement Council support our school through events such as PTO FALL Carnival, school grounds beautification day, Teacher Appreciation Week, Teacher Welcome Back Breakfast, Student Appreciation, and Teacher Mini-Grant Program. Our PTO has contributed over \$10,000.00 to support our students and teachers.☒

☒ This year Belvedere Elementary continues our "Red Carpet" tradition by providing effective customer service to all of our stakeholders. The "Bears" are proud to call BES their home as we strive to INSPIRE EXCELLENCE and make our school the best place to learn and grow!☒

☒ Alison Churm, Principal☒

☒ Janice Harley, SIC Chairman

Abbreviations Key

N/A-Not Applicable

N/AV-Not Available

N/C-Not Collected

N/R-Not Reported

I/S-Insufficient Sample

TBD-To Be Determined