



SC Annual District Report Card Summary

SPARTANBURG 6 School District
Grades: PK-12 Enrollment: 11,187
Superintendent: Dr. Darryl Owings
Board Chair: Mr. Lynn Harris, Chairman

PERFORMANCE

Comprehensive detail, including definitions of ratings, performance criteria, and explanations of status, is available on www.ed.sc.gov and www.eoc.sc.gov as well as school and school district websites. Printed versions are available from school districts upon request.

YEAR	ABSOLUTE RATING	GROWTH RATING	PALMETTO GOLD AND SILVER AWARD		ESEA/FEDERAL ACCOUNTABILITY RATING SYSTEM	
			General Performance	Closing the Gap	ESEA Grade	Accountability Indicator
2014	Excellent	Good	N/A	N/A	B	N/A
2013	Excellent	Good	N/A	N/A	B	N/A
2012	Excellent	Excellent	N/A	N/A	A	N/A

ABSOLUTE RATING OF DISTRICTS WITH STUDENTS LIKE OURS*

EXCELLENT	GOOD	AVERAGE	BELOW AVERAGE	AT-RISK
16	3	2	0	0

* Ratings are calculated with data available by 04/27/2015. Schools with Students Like Ours with Poverty Indices of no more than 5% above or below the index for this district.

SC PASS

SC PASS	2014 Reading	2014 Math	2014 Science	2014 Social Studies	2014 Writing
	% Met or above	% Met or above	% Met or above	% Met or above	% Met or above
District	72.7%	71.7%	69.3%	74.5%	77.0%
Districts with Students Like Ours**	74.7%	73.8%	70.8%	76.3%	76.8%
Average District	73.9%	72.3%	70.2%	75.9%	76.2%

SC PASS

SC PASS	2014 Reading	2014 Math	2014 Science	2014 Social Studies	2014 Writing
	% Exemplary	% Exemplary	% Exemplary	% Exemplary	% Exemplary
District	40.2%	36.1%	24.4%	33.8%	37.9%
Districts with Students Like Ours**	42.4%	37.2%	26.0%	36.4%	38.2%
Average District	42.4%	36.6%	26.6%	37.5%	38.6%

HSAP

HSAP: 2nd Year Students	Passed 2 Subtests	Passed 1 Subtest	Passed No Subtests
District	77.9%	11.7%	10.4%
Districts with Students Like Ours**	78.5%	13.5%	8.0%

HSAP Passage Rate by Spring 2014 (%)

District	92.5%
Districts with Students Like Ours**	93.3%

End of Course Test Passage Rate (%)

District	75.4%
Districts with Students Like Ours**	78.0%

On-Time Graduation Rate (%)


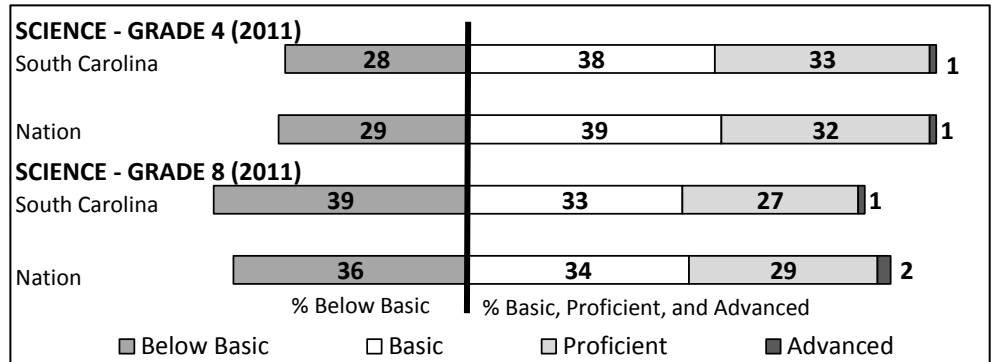


District	84.4%
Districts with Students Like Ours**	81.5%

** Districts with Students Like Ours are districts with Poverty Indices of no more than 5% above or below the index for this district.

NAEP*

*Performance reported for SC and nation, data not available at school level.

Percentages at NAEP Achievement Levels.



SC PERFORMANCE VISION

By 2020 all students will graduate with the knowledge and skills necessary to compete successfully in the global economy, participate in a democratic society and contribute positively as members of families and communities.

Comprehensive detail, including definitions of ratings, performance criteria, and explanations of status, is available on www.ed.sc.gov and www.eoc.sc.gov as well as school and school district websites. Printed versions are available from school districts upon request.

Abbreviations Key

N/A-Not Applicable N/AV-Not Available N/C-Not Collected N/R-Not Reported I/S-Insufficient Sample TBD-To Be Determined

SPARTANBURG 6 School District

DISTRICT PROFILE

	Our District	Change from Last Year	Districts with Students Like Ours	Median District
Students (n = 11,187)				
Retention Rate	1.0%	Up from 0.8%	1.7%	2.1%
Attendance Rate	97.3%	Down from 98.0%	96.4%	96.2%
Served by gifted and talented program	18.1%	Up from 17.5%	16.6%	11.5%
With disabilities other than speech	12.2%	Up from 11.9%	13.4%	13.1%
Older than usual for grade	2.7%	Down from 2.8%	4.0%	4.6%
Out-of-school suspensions or expulsions for violent and/or criminal offenses	0.8%	Down from 0.9%	0.7%	0.7%
Enrolled in AP/IB programs	22.7%	Up from 21.0%	20.9%	15.7%
Successful on AP/IB exams	73.5%	Down from 75.7%	51.7%	51.6%
Eligible for LIFE Scholarship	70.1%	Up from 24.0%	35.7%	31.1%
Enrolled in adult education GED or diploma programs	115	Up from 50	158	115
Completions in adult education GED or diploma programs	17	Down from 20	33	31
Annual dropout rate	2.3%	No change	2.3%	2.3%
Teachers (n = 717)				
Teachers with advanced degrees	71.8%	Down from 71.9%	61.9%	60.4%
Continuing contract teachers	79.8%	Up from 79.3%	83.7%	79.6%
Teachers returning from previous year	91.8%	Up from 91.3%	91.3%	90.1%
Teacher attendance rate	95.6%	Up from 95.4%	95.3%	95.2%
Average teacher salary*	\$49,135	Down 0.0%	\$49,135	\$47,169
Vacancies for more than nine weeks	0.0%	No change	0.0%	0.1%
Classes not taught by highly qualified teachers	5.8%	Up from 2.3%	1.9%	4.2%
Professional development days/teacher	15.8 days	Up from 11.8 days	11.1 days	11.1 days
District				
Superintendent's years at district	12.0	N/A	6.0	5.0
Student-teacher ratio in core subjects	21.1 to 1	Up from 19.5 to 1	20.9 to 1	20.7 to 1
Prime instructional time	91.8%	Down from 92.4%	90.6%	90.0%
Dollars spent per pupil**	\$8,851	Up 4.0%	\$9,151	\$9,403
Percent expenditures for teacher salaries**	57.3%	Up from 57.0%	53.4%	52.6%
Percent of expenditures for instruction**	60.5%	Up from 60.0%	57.2%	55.6%
Opportunities in the arts	Excellent	No change	Excellent	Excellent
Number of schools	13	Down from 14	13	9
Portable classrooms	1.3%	Up from 0.3%	1.0%	0.8%
Number of schools with SACS accreditation	13.0	Up from 12.0	13.0	9.0
Parents attending conferences	99.2%	Up from 83.0%	100.0%	100.0%
Average administrator salary	\$70,350	Up 21.0%	\$80,490	\$79,777
Number of charter schools	0	No change	0	0
ESEA composite index score	86	Up from 85.7	85.3	79.5

* Length of contract = 185+ days.

**Prior year audited financial data available.

RESIDENTIAL TREATMENT FACILITIES STUDENT PERFORMANCE

	SC PASS	HSAP	End-of-Course Tests
Passage Rate	N/A	N/A	N/A

CHARTER SCHOOLS IN DISTRICT

School Name	Absolute Rating	Growth Rating	ESEA Grade
There are no charter schools in this district.			

Abbreviations Key

N/A-Not Applicable

N/AV-Not Available

N/C-Not Collected

N/R-Not Reported

I/S-Insufficient Sample

TBD-To Be Determined

REPORT OF SUPERINTENDENT

As we end another school year, I would like to congratulate and thank the entire District Six family. Our students, staff, Board of Trustees, and our entire school community are to be commended for the wonderful school year that we experienced in the 2013-2014 school term. We had another tremendous year led by the fact that for the third year in a row the state has rated District Six as an excellent school district. We are one of a small handful of districts across the state to achieve this honor. We also continue to excel in the areas of academics, the arts, and athletics. Please visit our district website, Facebook page, or download our district app for more details and information.

School District Six is a leader in areas of innovation. We are a leading district in the state in the Transform SC education initiative. We are an incubation site for innovative practices for Pre-K through College and Career Readiness for the state. Our goal is to provide all students with a real-world educational experience – one that provides each student with an individualized plan that prepares him/her to be college, career, and citizenship ready. Evidence that we are accomplishing this goal can be found in our Pre-K – 12 efforts that produced an outstanding graduation rate of 94.5% for students who are in our district from 9th- 12th grade and an overall graduation rate of 85.7%. This is one of the highest graduation rates in the state. We are proud also that 85.6% of our seniors will attend college, 3.1% will enter the military, and 11.3% are prepared to enter the workforce.

I would also like to thank our advisory boards who offer insight and guidance to our Deans for our Schools of Study in our District: School of Arts, Humanities and Communication, School of Business Management and Information Systems, School of Engineering, Manufacturing and Industrial Technology, and the School of Medicine. Our students earned 1289 college credits last year through a combination of Advanced Placement and Dual Credit. Our Dual College Credit scholarship program has been very successful and continues to grow. Our students can take dual college credit courses at no charge. This past year 649 dual college credits were earned. Opportunities will only increase this year as we move into our new College, Career, and Fine Arts Center.

The safety of students is our top priority in District Six, and I would like to commend the School Resource Officers at all of our schools in the district for always going the extra mile to help our students and staff stay safe.

Special thanks to our Board of Trustees for all of their many hours of selfless service, guidance, and leadership as they govern and direct our school district on a path that puts students first and focuses on continuous improvement and innovation.

We will continue to focus all of our efforts into accomplishing the mission of this district. We will continue to partner with all our stakeholders to make this a place where all “children are always first.”