



# SC Annual District Report Card Summary

**BAMBERG 1 School District**  
**Grades: PK-12** Enrollment: 1,422  
**Superintendent: Phyllis K. Schwarting**  
**Board Chair: Rita M. Sease**

## PERFORMANCE

*Comprehensive detail, including definitions of ratings, performance criteria, and explanations of status, is available on [www.ed.sc.gov](http://www.ed.sc.gov) and [www.eoc.sc.gov](http://www.eoc.sc.gov) as well as school and school district websites. Printed versions are available from school districts upon request.*

YEAR	ABSOLUTE RATING	GROWTH RATING	PALMETTO GOLD AND SILVER AWARD		ESEA/FEDERAL ACCOUNTABILITY RATING SYSTEM	
			General Performance	Closing the Gap	ESEA Grade	Accountability Indicator
2014	Excellent	Average	N/A	N/A	B	N/A
2013	Good	Good	N/A	N/A	B	N/A
2012	Average	Good	N/A	N/A	B	N/A

### ABSOLUTE RATING OF DISTRICTS WITH STUDENTS LIKE OURS\*

EXCELLENT	GOOD	AVERAGE	BELOW AVERAGE	AT-RISK
15	5	9	0	0

\* Ratings are calculated with data available by 04/27/2015. Schools with Students Like Ours with Poverty Indices of no more than 5% above or below the index for this district.

## SC PASS

SC PASS	2014 Reading	2014 Math	2014 Science	2014 Social Studies	2014 Writing
	% Met or above	% Met or above	% Met or above	% Met or above	% Met or above
District	71.8%	68.4%	72.4%	76.8%	74.7%
Districts with Students Like Ours**	71.0%	69.9%	67.7%	73.7%	73.7%
Average District	73.9%	72.3%	70.2%	75.9%	76.2%

## SC PASS

SC PASS	2014 Reading	2014 Math	2014 Science	2014 Social Studies	2014 Writing
	% Exemplary	% Exemplary	% Exemplary	% Exemplary	% Exemplary
District	34.3%	30.2%	24.4%	36.4%	36.2%
Districts with Students Like Ours**	38.5%	33.4%	24.2%	34.2%	34.6%
Average District	42.4%	36.6%	26.6%	37.5%	38.6%

## HSAP

HSAP: 2nd Year Students	Passed 2 Subtests	Passed 1 Subtest	Passed No Subtests
District	79.0%	12.4%	8.6%
Districts with Students Like Ours**	74.4%	16.1%	9.5%

### HSAP Passage Rate by Spring 2014 (%)

District	90.5%
Districts with Students Like Ours**	91.7%

### End of Course Test Passage Rate (%)

District	67.3%
Districts with Students Like Ours**	72.9%

### On-Time Graduation Rate (%)




District	80.4%
Districts with Students Like Ours**	80.2%

\*\* Districts with Students Like Ours are districts with Poverty Indices of no more than 5% above or below the index for this district.

## NAEP\*

\*Performance reported for SC and nation, data not available at school level.

Percentages at NAEP Achievement Levels.



## SC PERFORMANCE VISION

By 2020 all students will graduate with the knowledge and skills necessary to compete successfully in the global economy, participate in a democratic society and contribute positively as members of families and communities.

Comprehensive detail, including definitions of ratings, performance criteria, and explanations of status, is available on [www.ed.sc.gov](http://www.ed.sc.gov) and [www.eoc.sc.gov](http://www.eoc.sc.gov) as well as school and school district websites. Printed versions are available from school districts upon request.

### Abbreviations Key

N/A-Not Applicable    N/AV-Not Available    N/C-Not Collected    N/R-Not Reported    I/S-Insufficient Sample    TBD-To Be Determined

# BAMBERG 1 School District

## DISTRICT PROFILE

	Our District	Change from Last Year	Districts with Students Like Ours	Median District
<b>Students (n = 1,422)</b>				
Retention Rate	2.1%	Up from 0.4%	2.3%	2.1%
Attendance Rate	95.9%	Down from 96.0%	96.0%	96.2%
Served by gifted and talented program	12.1%	Up from 11.6%	12.1%	11.5%
With disabilities other than speech	13.5%	Down from 13.8%	13.8%	13.1%
Older than usual for grade	4.3%	Down from 4.9%	4.9%	4.6%
Out-of-school suspensions or expulsions for violent and/or criminal offenses	0.3%	Down from 1.7%	0.6%	0.7%
Enrolled in AP/IB programs	9.9%	Up from 6.5%	15.7%	15.7%
Successful on AP/IB exams	79.0%	Up from 76.9%	55.8%	51.6%
Eligible for LIFE Scholarship	30.1%	Down from 34.5%	30.8%	31.1%
Enrolled in adult education GED or diploma programs	12	Up from 7	135	115
Completions in adult education GED or diploma programs	3	Down from 7	31	31
Annual dropout rate	3.2%	Down from 4.0%	2.4%	2.3%

## Teachers (n = 87)

Teachers with advanced degrees	66.7%	Down from 67.8%	61.9%	60.4%
Continuing contract teachers	87.4%	Down from 88.5%	80.8%	79.6%
Teachers returning from previous year	93.9%	Up from 92.7%	90.8%	90.1%
Teacher attendance rate	94.5%	Up from 94.4%	95.0%	95.2%
Average teacher salary*	\$44,919	Down 1.1%	\$48,096	\$47,169
Vacancies for more than nine weeks	0.0%	No change	0.2%	0.1%
Classes not taught by highly qualified teachers	8.4%	Up from 5.8%	4.0%	4.2%
Professional development days/teacher	9.6 days	Down from 9.7 days	12.5 days	11.1 days

## District

Superintendent's years at district	14.0	Up from 13.0	5.0	5.0
Student-teacher ratio in core subjects	19.4 to 1	Down from 20.7 to 1	20.6 to 1	20.7 to 1
Prime instructional time	88.9%	Down from 89.2%	89.6%	90.0%
Dollars spent per pupil**	\$11,013	Up 12.1%	\$9,209	\$9,403
Percent expenditures for teacher salaries**	50.5%	Down from 52.0%	53.0%	52.6%
Percent of expenditures for instruction**	53.6%	Down from 55.0%	55.4%	55.6%
Opportunities in the arts	Good	No change	Excellent	Excellent
Number of schools	3	No change	11	9
Portable classrooms	0.0%	No change	0.8%	0.8%
Number of schools with SACS accreditation	0.0	No change	11.0	9.0
Parents attending conferences	85.7%	Down from 86.1%	100.0%	100.0%
Average administrator salary	\$79,610	Up 0.4%	\$80,133	\$79,777
Number of charter schools	0	No change	0	0
ESEA composite index score	80.3	Down from 87.4	78.9	79.5

\* Length of contract = 185+ days.

\*\*Prior year audited financial data available.

## RESIDENTIAL TREATMENT FACILITIES STUDENT PERFORMANCE

	SC PASS	HSAP	End-of-Course Tests
Passage Rate	N/A	N/A	N/A

## CHARTER SCHOOLS IN DISTRICT

School Name	Absolute Rating	Growth Rating	ESEA Grade
There are no charter schools in this district.			

### Abbreviations Key

N/A-Not Applicable

N/AV-Not Available

N/C-Not Collected

N/R-Not Reported

I/S-Insufficient Sample

TBD-To Be Determined

## REPORT OF SUPERINTENDENT

Bamberg School District One has experienced another exciting year in terms of academics, athletics, and the arts. Our doors opened in August 2013 to 1400+ students at Richard Carroll Elementary, Bamberg-Ehrhardt Middle, and Bamberg-Ehrhardt High Schools with students, faculty, and administrators ready to begin another great year. The mission of this proud school district is, in partnership with the home and community, to provide effective educational experiences that lead to increased student achievement that will result in independent, lifelong learners in a global society. This is evidenced in part by the fact that our small graduating class of 2014 amassed a total of \$3.25 million in scholarships. Our small, rural district offers a wide range of educational opportunities to all students. Elementary children receive regular instruction in computer technology in addition to an enriched curriculum in reading, mathematics, science/science lab, social studies, physical education and the related arts of music, art, band, and library skills. Richard Carroll Elementary School (RCES) implemented The Leader in Me process with faculty and staff two years ago and brought it full force to the students in August 2013. It has been extremely well-supported by our local citizens and businesses and the discipline referrals of students at RCES have declined significantly. We look forward to continued success as our children continue to flow through the process.

Bamberg-Ehrhardt Middle School (BEMS) was the recipient of the Palmetto Gold Award for Academic Performance and the Palmetto Silver Award for Closing the Gap between ethnic groups. This is a reflection of the dedication of the faculty and staff as well as the students' willingness to respond to the high expectations placed upon them. Students have a chance to participate in extracurricular activities at the middle school level and many take advantage of these academic, artistic, and athletic opportunities.

Bamberg-Ehrhardt High School (BEHS) operates on the 4X4 block, giving students an opportunity to earn dual-enrollment credits with local technical schools and colleges. Operating under the guidelines of High Schools That Work, BEHS continues to provide a wide variety of extracurricular activities that provide all students with the opportunity to enhance their learning experiences.

With the support of our parents and communities, Bamberg School District One will set the achievement bar even higher for the 2014-2015 school year. As always, we believe that Bamberg School District One is the 'place to be!'...so y'all come when you can!

Phyllis Schwarting, Superintendent