

SC Annual School Report Card Summary

W. M. Anderson Primary School
 Williamsburg County
 Grades: PK-2 Enrollment: 436
 Principal: Dr. Teresa H. Wright
 Superintendent: Dr. Yvonne Jefferson-Barnes
 Board Chair: Mrs. Barbara McKenzie

PERFORMANCE

Comprehensive detail, including definitions of ratings, performance criteria, and explanations of status, is available on www.ed.sc.gov and www.eoc.sc.gov as well as school and school district websites. Printed versions are available from school districts upon request.

YEAR	ABSOLUTE RATING	GROWTH RATING	PALMETTO GOLD AND SILVER AWARD		ESEA/FEDERAL ACCOUNTABILITY RATING SYSTEM	
			General Performance	Closing the Gap	ESEA Grade	Accountability Indicator
2013	N/A	N/A	TBD	TBD	A	N/A
2012	N/A	N/A	N/A	N/A	C	N/A
2011	N/A	N/A	N/A	N/A	Not Met	N/A

ABSOLUTE RATING OF PRIMARY SCHOOLS WITH STUDENTS LIKE OURS*

EXCELLENT	GOOD	AVERAGE	BELOW AVERAGE	AT-RISK
4	1	0	0	0

*Ratings are calculated with data available by 11/15/2013. Schools with Students Like Ours are Primary Schools with Poverty Indices of no more than 5% above or below the index for this school.

PRIME INSTRUCTIONAL TIME

Our School	Median Primary School
89.1%	89.1%

STUDENT-TEACHER RATIO IN CORE SUBJECTS

Our School	Median Primary School
24.4 to 1	21.3 to 1

TEACHERS WITH ADVANCED DEGREES

Our School	Median Primary School
46.7%	61.3%

TEACHERS RETURNING FROM PREVIOUS YEAR

Our School	Median Primary School
N/A	90.0%

PERCENT OF PARENTS ATTENDING CONFERENCES

Our School	Median Primary School
100.0%	100.0%

DAYS OF PROFESSIONAL DEVELOPMENT*

Our School	Median Primary School
18.3 days	10.4 days

*Professional development days should be devoted exclusively to knowledge and skills in working with children less than eight years old.


Types Of Accreditation (More Than One May Apply)

	Not pursuing accreditation
	Conducting a self-study
X	South Carolina Department of Education
X	Southern Association of Colleges and Schools
	American Montessori Society
	National Association for the Education of Young Children


NAEP PERFORMANCE*

* Performance reported for SC and nation, data not available at school level. Percentages at NAEP Achievement Levels.

READING – GRADE 4 (2011)




READING – GRADE 8 (2011)




% Below Basic | % Basic, Proficient, and Advanced

MATH – GRADE 4 (2011)

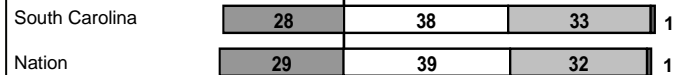


MATH – GRADE 8 (2011)




% Below Basic | % Basic, Proficient, and Advanced

SCIENCE – GRADE 4 (2009)



SCIENCE – GRADE 8 (2011)



% Below Basic | % Basic, Proficient, and Advanced

SC PERFORMANCE VISION

By 2020 all students will graduate with the knowledge and skills necessary to compete successfully in the global economy, participate in a democratic society and contribute positively as members of families and communities.

Abbreviations Key

N/A Not Applicable N/AV Not Available N/C Not Collected N/R Not Reported I/S Insufficient Sample TBD To be determined

W. M. Anderson Primary School [Williamsburg County]

SCHOOL PROFILE

	Our School	Change from Last Year	Primary Schools with Students Like Ours	Median Primary School
Students (n=436)				
Retention rate	6.7%	Down from 8.4%	1.9%	2.3%
Attendance rate	96.5%	Down from 97.2%	95.4%	95.5%
With disabilities	5.9%	N/A	10.5%	10.4%
Older than usual for grade	4.3%	N/A	1.6%	1.1%
Teachers (n=30)				
Teachers with advanced degrees	46.7%	Down from 50.0%	59.4%	61.3%
Continuing contract teachers	63.3%	Down from 83.3%	77.8%	84.1%
Teachers returning from previous year	N/A	N/A	90.7%	90.0%
Teacher attendance rate	93.8%	Down from 94.3%	95.2%	94.9%
Average teacher salary*	\$42,931	Down 2.4%	\$45,478	\$47,358
Classes not taught by highly qualified teachers	0.0%	No Change	0.0%	0.0%
Professional development days/teacher	20.6 days	Up from 19.5 days	11.1 days	12.5 days
School				
Principal's years at school	7.0	Up from 6.0	6.0	6.0
Student-teacher ratio in core subjects	24.4 to 1	Up from 24.2 to 1	20.0 to 1	21.3 to 1
Prime instructional time	89.1%	Down from 91.1%	89.5%	89.1%
Opportunities in the arts	Good	No Change	Good	Good
SACS accreditation	Yes	No Change	Yes	Yes
Character development program	Excellent	No Change	Excellent	Excellent
Dollars spent per pupil**	\$6,361	Up 3.3%	\$7,291	\$6,939
Percent of expenditures for instruction**	66.0%	Down from 68.3%	67.0%	69.0%
Percent of expenditures for teacher salaries**	61.0%	Down from 64.4%	64.0%	66.0%
ESEA composite index score	95.3	Up from 73.6	63.0	85.3

* Length of contract = 185+ days.

** Prior year audited financial data available.

EVALUATION RESULTS

	Teachers
Number of surveys returned	28
Percent satisfied with learning environment	92.9%
Percent satisfied with social and physical environment	88.4%
Percent satisfied with school-home relations	85.2%

REPORT OF PRINCIPAL AND SCHOOL IMPROVEMENT COUNCIL

The entire W. M. Anderson Primary School community is to be commended for their initiative, dedication, and hard work during the 2012-2013 school year. Successfully educating children is hard work and takes a strong commitment from the entire community. It is one of our goals to actively engage everyone in this educational process on a regular basis. Making a difference with each individual child is our complete focus and it is our mission to ensure that we develop life long learners who are respectful, responsible, and productive. These are the attributes we feel strongly will propel our children into great success and prosperity. We know that these children are the answer to tomorrow's problems and they must be provided the necessary tools to meet the challenges. We have an outstanding group of dedicated educators who accept this as an absolute truth, and work diligently daily to ensure the needs of our students are met.

Over the years, we have achieved many accomplishments and we are still committed to achieving academic excellence. We are still committed to early literacy; implementing a balanced literacy program; increasing the number of students reading using a literacy-based supplemental initiative called Project ENCORE; utilizing an Explicit Direct Instruction (EDI) instructional delivery model; increasing the use of various instructional technologies; and receiving an "All Clear" status from the State Department of Education.

We are fortunate to have a very active Grandparent Volunteer Program; Parent-Teacher Association (PTA); School Improvement Council (SIC); Title I Advisory Board; and an active 21st Century Learning Community Center Advisory Board. As we look toward the 2013-2014 school year, we anticipate strengthening our relationship with these entities and soliciting their continued support in implementing the various programs in which we engage our students.

Ivy Jordan, SIC Chairperson
Dr. Teresa H. Wright, Principal

Comprehensive detail, including definitions of ratings, performance criteria, and explanations of status, is available on www.ed.sc.gov and www.eoc.sc.gov as well as school and school district websites.

Printed versions are available from school districts upon request.

Abbreviations Key

N/A Not Applicable N/AV Not Available N/C Not Collected N/R Not Reported I/S Insufficient Sample TBD To be determined

NI Newly Identified CSI Continuing School Improvement CA Corrective Action RP Plan to Restructure R Restructure DELAY School Improvement Status HOLD School Improvement Status