

SC Annual School Report Card Summary

Oakland Primary School
 Sumter
 Grades: PK-1 Enrollment: 571
 Principal: Shirley G. Tomlin
 Superintendent: Randolph D. Bynum, Sr.
 Board Chair: E. Keith Schultz

PERFORMANCE

Comprehensive detail, including definitions of ratings, performance criteria, and explanations of status, is available on www.ed.sc.gov and www.eoc.sc.gov as well as school and school district websites. Printed versions are available from school districts upon request.

YEAR	ABSOLUTE RATING	GROWTH RATING	PALMETTO GOLD AND SILVER AWARD		ESEA/FEDERAL ACCOUNTABILITY RATING SYSTEM	
			General Performance	Closing the Gap	ESEA Grade	Accountability Indicator
2013	Excellent	Good	TBD	TBD	A	N/A
2012	Excellent	Excellent	N/A	N/A	A	N/A
2011	Good	At-Risk	N/A	N/A	Met	N/A

ABSOLUTE RATING OF PRIMARY SCHOOLS WITH STUDENTS LIKE OURS*

EXCELLENT	GOOD	AVERAGE	BELOW AVERAGE	AT-RISK
5	1	1	0	0

*Ratings are calculated with data available by 11/15/2013. Schools with Students Like Ours are Primary Schools with Poverty Indices of no more than 5% above or below the index for this school.

PRIME INSTRUCTIONAL TIME

Our School	Median Primary School
89.9%	89.1%

STUDENT-TEACHER RATIO IN CORE SUBJECTS

Our School	Median Primary School
22.2 to 1	21.3 to 1

TEACHERS WITH ADVANCED DEGREES

Our School	Median Primary School
75.0%	61.3%

TEACHERS RETURNING FROM PREVIOUS YEAR

Our School	Median Primary School
90.4%	90.0%

PERCENT OF PARENTS ATTENDING CONFERENCES

Our School	Median Primary School
100.0%	100.0%

DAYS OF PROFESSIONAL DEVELOPMENT*

Our School	Median Primary School
19.2 days	10.4 days

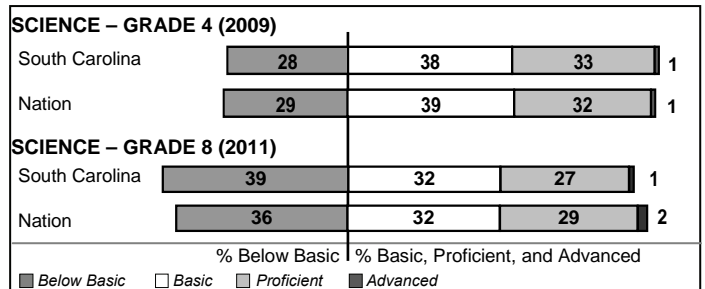
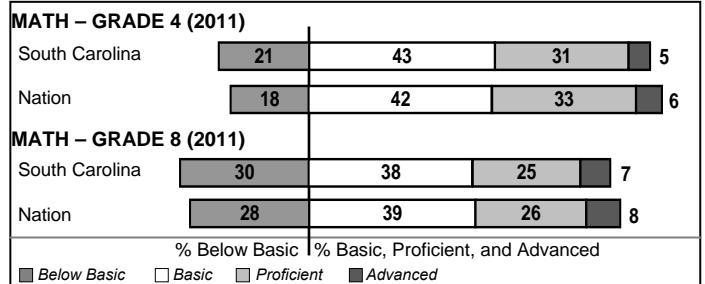
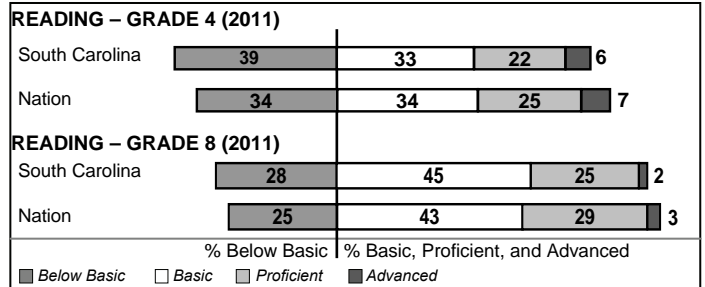
*Professional development days should be devoted exclusively to knowledge and skills in working with children less than eight years old.

Types Of Accreditation (More Than One May Apply)

	Not pursuing accreditation
	Conducting a self-study
X	South Carolina Department of Education
X	Southern Association of Colleges and Schools
	American Montessori Society
	National Association for the Education of Young Children

NAEP PERFORMANCE*

* Performance reported for SC and nation, data not available at school level. Percentages at NAEP Achievement Levels.



SC PERFORMANCE VISION

By 2020 all students will graduate with the knowledge and skills necessary to compete successfully in the global economy, participate in a democratic society and contribute positively as members of families and communities.

Abbreviations Key

N/A Not Applicable N/AV Not Available N/C Not Collected N/R Not Reported I/S Insufficient Sample TBD To be determined

Oakland Primary School [Sumter]

SCHOOL PROFILE

	Our School	Change from Last Year	Primary Schools with Students Like Ours	Median Primary School
Students (n=571)				
Retention rate	3.6%	Up from 2.2%	2.6%	2.3%
Attendance rate	95.4%	Down from 95.5%	95.7%	95.5%
With disabilities	7.1%	N/A	11.5%	10.4%
Older than usual for grade	1.8%	N/A	1.3%	1.1%
Teachers (n=36)				
Teachers with advanced degrees	75.0%	Down from 78.4%	57.8%	61.3%
Continuing contract teachers	91.7%	Up from 89.2%	86.3%	84.1%
Teachers returning from previous year	90.4%	No Change	90.4%	90.0%
Teacher attendance rate	94.8%	Down from 95.4%	94.9%	94.9%
Average teacher salary*	\$46,330	Up 7.1%	\$47,953	\$47,358
Classes not taught by highly qualified teachers	2.0%	Down from 5.4%	1.0%	0.0%
Professional development days/teacher	19.4 days	Up from 19.1 days	11.6 days	12.5 days
School				
Principal's years at school	19.0	Up from 18.0	8.0	6.0
Student-teacher ratio in core subjects	22.2 to 1	Down from 22.3 to 1	21.8 to 1	21.3 to 1
Prime instructional time	89.9%	Down from 90.5%	89.7%	89.1%
Opportunities in the arts	Good	No Change	Good	Good
SACS accreditation	Yes	No Change	Yes	Yes
Character development program	Excellent	No Change	Excellent	Excellent
Dollars spent per pupil**	\$5,864	Down 2.5%	\$6,842	\$6,939
Percent of expenditures for instruction**	67.0%	Up from 65.8%	71.5%	69.0%
Percent of expenditures for teacher salaries**	67.0%	Up from 65.2%	69.0%	66.0%
ESEA composite index score	95.8	Up from 95.3	94.8	85.3

* Length of contract = 185+ days.

** Prior year audited financial data available.

EVALUATION RESULTS

	Teachers
Number of surveys returned	36
Percent satisfied with learning environment	83.3%
Percent satisfied with social and physical environment	91.9%
Percent satisfied with school-home relations	74.2%

REPORT OF PRINCIPAL AND SCHOOL IMPROVEMENT COUNCIL

Oakland Primary School, serving approximately 700 students in pre-kindergarten through first grade, continues to provide a warm and nurturing environment for its students. Our school theme is "Building the Future, One Child at a Time". We maintain high expectations for our students' academic, social, emotional, and physical growth.

The key to an excellent school is having dedicated and highly qualified teachers. Our staff continues to participate in staff development activities and graduate courses to gain "Best Practices" for helping our students become successful.

Oakland's curriculum is driven by the Common Core State Standards and test data. We continue to implement Measures of Academic Progress (MAP) for all kindergarten and first grade students. This program specifies the academic skills each student has mastered and identifies the skills needed to accelerate learning.

Professional Learning Communities and Building Data Teams are becoming an integral part of our school's professional development practices for academic growth. Title One funds are used to enhance our curriculum and provide students with unique opportunities for learning. Various enrichment programs such as Literacy Enrichment Acceleration Program (LEAP), Response to Intervention (RtI), Everyday Calendar Math, and our Education City Computer Program have motivated and challenged our students in reading, writing, and math.

At Oakland, our students are learning the value of helping others through many service learning projects such as Relay for Life, Heart Walk, St. Jude Math-a-thon, Pennies for Patients, Shower Shaw Cookie Drive, Canned Food Drives, and Character Education programs.

Parental and community involvement are an integral part of our school. We continue to solicit involvement through our Parent Teacher Association (PTA), School Improvement Council (SIC), Title One Parent Involvement Council (PIC), Site Based Planning Committees, and the OPS Volunteer Program.

Kaldejia Faulk, SIC Chairperson
Shirley Tomlin, Principal

Comprehensive detail, including definitions of ratings, performance criteria, and explanations of status, is available on www.ed.sc.gov and www.eoc.sc.gov as well as school and school district websites.

Printed versions are available from school districts upon request.

Abbreviations Key

N/A Not Applicable N/AV Not Available N/C Not Collected N/R Not Reported I/S Insufficient Sample TBD To be determined

NI Newly Identified CSI Continuing School Improvement CA Corrective Action RP Plan to Restructure R Restructure DELAY School Improvement Status HOLD School Improvement Status