

# SC Annual School Report Card Summary

Saluda Primary School  
 Saluda  
 Grades: PK-2 Enrollment: 387  
 Principal: Corey Burns  
 Superintendent: Dr. David M. Mathis  
 Board Chair: Dr. Kathy Coleman

## PERFORMANCE

Comprehensive detail, including definitions of ratings, performance criteria, and explanations of status, is available on [www.ed.sc.gov](http://www.ed.sc.gov) and [www.eoc.sc.gov](http://www.eoc.sc.gov) as well as school and school district websites. Printed versions are available from school districts upon request.

YEAR	ABSOLUTE RATING	GROWTH RATING	PALMETTO GOLD AND SILVER AWARD		ESEA/FEDERAL ACCOUNTABILITY RATING SYSTEM	
			General Performance	Closing the Gap	ESEA Grade	Accountability Indicator
2013	Good	At-Risk	TBD	TBD	A	N/A
2012	Excellent	Excellent	N/A	N/A	A	N/A
2011	Excellent	Good	N/A	N/A	Not Met	N/A

## ABSOLUTE RATING OF PRIMARY SCHOOLS WITH STUDENTS LIKE OURS\*

EXCELLENT	GOOD	AVERAGE	BELOW AVERAGE	AT-RISK
12	3	0	0	0

\*Ratings are calculated with data available by 11/15/2013. Schools with Students Like Ours are Primary Schools with Poverty Indices of no more than 5% above or below the index for this school.

### PRIME INSTRUCTIONAL TIME

Our School	Median Primary School
88.0%	89.1%

### STUDENT-TEACHER RATIO IN CORE SUBJECTS

Our School	Median Primary School
20.8 to 1	21.3 to 1

### TEACHERS WITH ADVANCED DEGREES

Our School	Median Primary School
51.9%	61.3%

### TEACHERS RETURNING FROM PREVIOUS YEAR

Our School	Median Primary School
87.9%	90.0%

### PERCENT OF PARENTS ATTENDING CONFERENCES

Our School	Median Primary School
99.2%	100.0%

### DAYS OF PROFESSIONAL DEVELOPMENT\*

Our School	Median Primary School
8.6 days	10.4 days

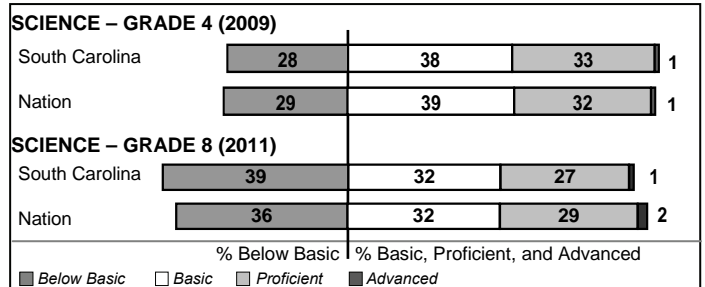
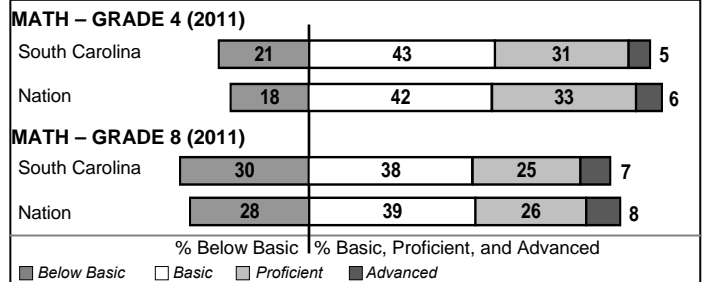
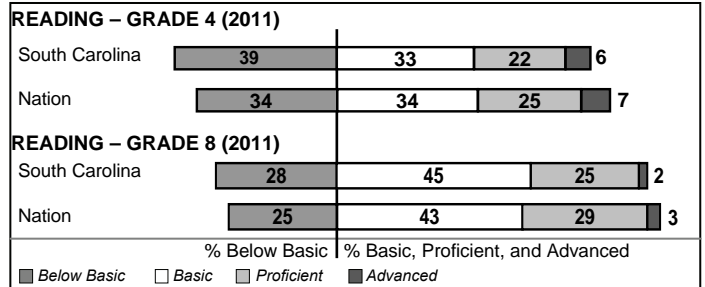
\*Professional development days should be devoted exclusively to knowledge and skills in working with children less than eight years old.

### Types Of Accreditation (More Than One May Apply)

	Not pursuing accreditation
	Conducting a self-study
X	South Carolina Department of Education
X	Southern Association of Colleges and Schools
	American Montessori Society
	National Association for the Education of Young Children

## NAEP PERFORMANCE\*

\* Performance reported for SC and nation, data not available at school level. Percentages at NAEP Achievement Levels.



## SC PERFORMANCE VISION

*By 2020 all students will graduate with the knowledge and skills necessary to compete successfully in the global economy, participate in a democratic society and contribute positively as members of families and communities.*

### Abbreviations Key

N/A Not Applicable N/AV Not Available N/C Not Collected N/R Not Reported I/S Insufficient Sample TBD To be determined

# Saluda Primary School [Saluda]

## SCHOOL PROFILE

	Our School	Change from Last Year	Primary Schools with Students Like Ours	Median Primary School
<b>Students (n=387)</b>				
Retention rate	7.3%	Up from 5.8%	2.8%	2.3%
Attendance rate	95.8%	Down from 96.3%	95.1%	95.5%
With disabilities	10.9%	N/A	10.7%	10.4%
Older than usual for grade	2.1%	N/A	1.5%	1.1%
<b>Teachers (n=27)</b>				
Teachers with advanced degrees	51.9%	Down from 62.5%	61.5%	61.3%
Continuing contract teachers	77.8%	Down from 95.8%	81.9%	84.1%
Teachers returning from previous year	87.9%	Down from 91.0%	89.2%	90.0%
Teacher attendance rate	92.7%	Down from 95.2%	95.2%	94.9%
Average teacher salary*	\$41,702	Up 2.2%	\$46,970	\$47,358
Classes not taught by highly qualified teachers	0.0%	Down from 14.9%	0.0%	0.0%
Professional development days/teacher	9.3 days	Down from 10.9 days	11.6 days	12.5 days
<b>School</b>				
Principal's years at school	5.0	Up from 4.0	6.0	6.0
Student-teacher ratio in core subjects	20.8 to 1	Up from 18.1 to 1	20.8 to 1	21.3 to 1
Prime instructional time	88.0%	Down from 90.3%	89.4%	89.1%
Opportunities in the arts	Good	No Change	Good	Good
SACS accreditation	Yes	No Change	Yes	Yes
Character development program	Excellent	No Change	Excellent	Excellent
Dollars spent per pupil**	\$6,728	Down 0.7%	\$7,359	\$6,939
Percent of expenditures for instruction**	66.0%	Up from 65.3%	68.0%	69.0%
Percent of expenditures for teacher salaries**	63.0%	No Change	65.0%	66.0%
ESEA composite index score	93.4	Down from 93.9	71.2	85.3

\* Length of contract = 185+ days.

\*\* Prior year audited financial data available.

## EVALUATION RESULTS

	Teachers
Number of surveys returned	16
Percent satisfied with learning environment	81.3%
Percent satisfied with social and physical environment	100%
Percent satisfied with school-home relations	87.5%

## REPORT OF PRINCIPAL AND SCHOOL IMPROVEMENT COUNCIL

Saluda Primary School fully implemented the Common Core State Standards in English Language Arts and Mathematics. Through common planning and Professional Learning Communities (PLCs) our teachers made improvements with higher level student questioning and more interactive whole group lessons. Our Balanced Literacy instructional model included more activities involving writing and reading non-fiction. Common grade level assessments were administered to all the children to ensure each class was getting the same quality education. Certified staff also completed extensive professional development in literacy and math to meet the demands of the new standards. PLCs allowed for our staff to collaborate on unit planning, assessment, and curriculum. Field trips to the zoo, USC-Aiken Etherredge Center, Special Olympics, and Harmon's Pumpkin Patch provided students with real world experiences to connect to classroom lessons. We also rewarded positive choices with the weekly TOP HAT award for students and the PAWSitive behavior celebrations each nine weeks. All students in 1st and 2nd grade were assessed using Measures of Academic Progress for purposes of diagnosing strengths and weaknesses as well as to compare their scores to national norms.

This year has been a tremendous success with community involvement. Parents from the Latino community sponsored a family night in the fall with food, soccer games and inflatables. The Boy Scouts of Saluda, under the direction of Adam Swann and Gideon Kirkland, built an outdoor classroom dedicated in the memory of Buster Matthews. This new facility was used for a Health Fair that had over 30 Piedmont Technical College students who volunteered and assisted with the promotion of healthy lifestyles to our students. Our school collaborated with area churches to implement the Good News Club after school program. Other events involving our parents and stakeholders were the Spring Carnival, Career Day, Black History Read-In, and Coffee with the Principal.

Our kids pledge to come to school to learn and make everyday their best day at Saluda Primary School. We concluded the year by naming 1st grade teacher Michelle Maroney as our Teacher of the Year and Cafeteria Manager Faye Shealy as our Support Staff Person of the Year.

Corey S. Burns, Principal  
Renee Hauser, SIC Chair

Comprehensive detail, including definitions of ratings, performance criteria, and explanations of status, is available on [www.ed.sc.gov](http://www.ed.sc.gov) and [www.eoc.sc.gov](http://www.eoc.sc.gov) as well as school and school district websites.

Printed versions are available from school districts upon request.

### Abbreviations Key

N/A Not Applicable N/AV Not Available N/C Not Collected N/R Not Reported I/S Insufficient Sample TBD To be determined  
NI Newly Identified CSI Continuing School Improvement CA Corrective Action RP Plan to Restructure R Restructure DELAY School Improvement Status HOLD School Improvement Status