

SC Annual School Report Card Summary

Bennettsville Primary School
Marlboro County
Grades: PK-2 Enrollment: 467
Principal: Clifton Harrington
Superintendent: Dr. Helena Tillar
Board Chair: Lucy Parsons

PERFORMANCE

Comprehensive detail, including definitions of ratings, performance criteria, and explanations of status, is available on www.ed.sc.gov and www.eoc.sc.gov as well as school and school district websites. Printed versions are available from school districts upon request.

YEAR	ABSOLUTE RATING	GROWTH RATING	PALMETTO GOLD AND SILVER AWARD		ESEA/FEDERAL ACCOUNTABILITY RATING SYSTEM	
			General Performance	Closing the Gap	ESEA Grade	Accountability Indicator
2013	Excellent	Excellent	TBD	TBD	F	N/A
2012	Excellent	Good	N/A	N/A	A	N/A
2011	Good	At-Risk	N/A	N/A	Met	N/A

ABSOLUTE RATING OF PRIMARY SCHOOLS WITH STUDENTS LIKE OURS*

EXCELLENT	GOOD	AVERAGE	BELOW AVERAGE	AT-RISK
8	2	0	0	0

*Ratings are calculated with data available by 11/15/2013. Schools with Students Like Ours are Primary Schools with Poverty Indices of no more than 5% above or below the index for this school.

PRIME INSTRUCTIONAL TIME

Our School	Median Primary School
93.2%	89.1%

STUDENT-TEACHER RATIO IN CORE SUBJECTS

Our School	Median Primary School
15.1 to 1	21.3 to 1

TEACHERS WITH ADVANCED DEGREES

Our School	Median Primary School
59.4%	61.3%

TEACHERS RETURNING FROM PREVIOUS YEAR

Our School	Median Primary School
91.5%	90.0%

PERCENT OF PARENTS ATTENDING CONFERENCES

Our School	Median Primary School
100.0%	100.0%

DAYS OF PROFESSIONAL DEVELOPMENT*

Our School	Median Primary School
6.5 days	10.4 days

*Professional development days should be devoted exclusively to knowledge and skills in working with children less than eight years old.


Types Of Accreditation (More Than One May Apply)

	Not pursuing accreditation
X	Conducting a self-study
X	South Carolina Department of Education
X	Southern Association of Colleges and Schools
	American Montessori Society
	National Association for the Education of Young Children


NAEP PERFORMANCE*

* Performance reported for SC and nation, data not available at school level. Percentages at NAEP Achievement Levels.

READING – GRADE 4 (2011)




READING – GRADE 8 (2011)




% Below Basic | % Basic, Proficient, and Advanced

■ Below Basic □ Basic ▒ Proficient ■ Advanced

MATH – GRADE 4 (2011)




MATH – GRADE 8 (2011)




% Below Basic | % Basic, Proficient, and Advanced

■ Below Basic □ Basic ▒ Proficient ■ Advanced

SCIENCE – GRADE 4 (2009)



SCIENCE – GRADE 8 (2011)



% Below Basic | % Basic, Proficient, and Advanced

■ Below Basic □ Basic ▒ Proficient ■ Advanced

SC PERFORMANCE VISION

By 2020 all students will graduate with the knowledge and skills necessary to compete successfully in the global economy, participate in a democratic society and contribute positively as members of families and communities.

Abbreviations Key

N/A Not Applicable N/AV Not Available N/C Not Collected N/R Not Reported I/S Insufficient Sample TBD To be determined

Bennettsville Primary School [Marlboro County]

SCHOOL PROFILE

	Our School	Change from Last Year	Primary Schools with Students Like Ours	Median Primary School
Students (n=467)				
Retention rate	3.8%	Down from 9.9%	3.5%	2.3%
Attendance rate	95.1%	Down from 95.7%	95.2%	95.5%
With disabilities	14.7%	N/A	11.6%	10.4%
Older than usual for grade	2.3%	N/A	1.7%	1.1%
Teachers (n=32)				
Teachers with advanced degrees	59.4%	Down from 61.3%	59.4%	61.3%
Continuing contract teachers	84.4%	Down from 93.5%	77.8%	84.1%
Teachers returning from previous year	91.5%	Down from 92.0%	88.5%	90.0%
Teacher attendance rate	98.9%	Up from 91.7%	95.2%	94.9%
Average teacher salary*	\$45,034	Down 4.2%	\$45,335	\$47,358
Classes not taught by highly qualified teachers	1.8%	Down from 13.3%	0.0%	0.0%
Professional development days/teacher	8.7 days	Down from 10.8 days	11.0 days	12.5 days
School				
Principal's years at school	2.0	Up from 1.0	6.0	6.0
Student-teacher ratio in core subjects	15.1 to 1	Down from 20.3 to 1	20.6 to 1	21.3 to 1
Prime instructional time	93.2%	Up from 86.2%	89.4%	89.1%
Opportunities in the arts	Good	No Change	Good	Good
SACS accreditation	Yes	No Change	Yes	Yes
Character development program	Excellent	Up from Good	Excellent	Excellent
Dollars spent per pupil**	\$7,504	Down 2.5%	\$6,939	\$6,939
Percent of expenditures for instruction**	67.0%	Up from 66.4%	68.0%	69.0%
Percent of expenditures for teacher salaries**	64.0%	Down from 64.7%	65.0%	66.0%
ESEA composite index score	34.2	Down from 98.7	63.0	85.3

* Length of contract = 185+ days.

** Prior year audited financial data available.

EVALUATION RESULTS

	Teachers
Number of surveys returned	36
Percent satisfied with learning environment	91.6%
Percent satisfied with social and physical environment	88.9%
Percent satisfied with school-home relations	58.3%

REPORT OF PRINCIPAL AND SCHOOL IMPROVEMENT COUNCIL

The faculty and staff at Bennettsville Primary School (BPS) strive to provide a learning environment where students can dream and experience academic success. At BPS our goal for 2012-2013 school year was to have 62% of our students to meet or exceed their Target RIT score on the Measure of Academic Progress (MAP) Test. It is with pleasure that I inform you that 69% of our Kindergarten, 68% of our 1st grade students, and 70% of 2nd grade met their Target RIT in reading this year. In Math we had 80% of Kindergarten, 74% in 1st grade, and 73% in 2nd grade meeting their Target RIT score. We are very proud of our students, faculty and staff for their hard work and dedication this school year.

Teachers have worked very hard this year! Teachers have participated in a variety of Professional Staff Development. They include: Engagement Strategies, Building Blocks, Four Blocks, Worksheets Don't Grow Dendrites, Treasures Training Everyday Math Training, AIMS Training, Common Core State Standards Training, and Professional Learning Clubs (PLCs). Grade level teachers were also provided common planning time. During that common planning time teachers were to look at common assessments, unpack the Common Core State Standards, and develop rigorous instructional plans to meet the needs of all of our students. New computers and SMART boards were installed in classrooms to enhance lessons and increase student achievement.

Students were provided with two hours of uninterrupted time for English Language Arts blocks. Response to Intervention (RTI) was implemented which included Tier 1, Tier 2, and Tier 3 instruction. Students served in Tier 3 were given additional assistance three times a week addressing their weak areas. During the First Nine Weeks 94 students made the Principal's List, 98 students made the A/B Honor Roll, and 186 students had Perfect Attendance. The second nine weeks produced 75 Principal's List students, 100 A/B Honor Roll students, and 123 Perfect Attendance students. In the Third Nine Weeks 83 students made the Principal's List, 78 students made the A/B Honor Roll, and 100 students received Perfect Attendance.

BPS continues to have an open door policy which gives parents an opportunity to visit the school, serve on committees, and to take an active part in their child's education. Parents have supported activities such as: Parent Teacher Conferences, Open House, Parenting Workshops, SIC Meetings, Awards Day Ceremonies, Math Night, Snuggle-Up and Read, Mother's Day Program, and Field Day.

We would like to thank our District level administrators, faculty and staff members, parents, business partners, and students for their dedication and support in working together to make Bennettsville Primary School a safe place that promotes and is conducive to educational excellence.

Clifton Harrington, Principal
Carolyn Karn, SIC Chairman

Comprehensive detail, including definitions of ratings, performance criteria, and explanations of status, is available on www.ed.sc.gov and www.eoc.sc.gov as well as school and school district websites.

Printed versions are available from school districts upon request.

Abbreviations Key

N/A Not Applicable N/AV Not Available N/C Not Collected N/R Not Reported I/S Insufficient Sample TBD To be determined
NI Newly Identified CSI Continuing School Improvement CA Corrective Action RP Plan to Restructure R Restructure DELAY School Improvement Status HOLD School Improvement Status