

SC Annual School Report Card Summary

North Mullins Primary
 Marion County
 Grades: K-2 Enrollment: 412
 Principal: James Michael Sutton
 Superintendent: Dr. Dan Strickland
 Board Chair: Dr. Shawn Johnson

PERFORMANCE

Comprehensive detail, including definitions of ratings, performance criteria, and explanations of status, is available on www.ed.sc.gov and www.eoc.sc.gov as well as school and school district websites. Printed versions are available from school districts upon request.

YEAR	ABSOLUTE RATING	GROWTH RATING	PALMETTO GOLD AND SILVER AWARD		ESEA/FEDERAL ACCOUNTABILITY RATING SYSTEM	
			General Performance	Closing the Gap	ESEA Grade	Accountability Indicator
2013	Good	At-Risk	TBD	TBD	F	N/A
2012	N/A	N/A	N/A	N/A	F	N/A
2011	N/A	N/A	N/A	N/A	N/A	N/A

ABSOLUTE RATING OF PRIMARY SCHOOLS WITH STUDENTS LIKE OURS*

EXCELLENT	GOOD	AVERAGE	BELOW AVERAGE	AT-RISK
8	2	0	0	0

*Ratings are calculated with data available by 11/15/2013. Schools with Students Like Ours are Primary Schools with Poverty Indices of no more than 5% above or below the index for this school.

PRIME INSTRUCTIONAL TIME

Our School	Median Primary School
92.0%	89.1%

STUDENT-TEACHER RATIO IN CORE SUBJECTS

Our School	Median Primary School
19.0 to 1	21.3 to 1

TEACHERS WITH ADVANCED DEGREES

Our School	Median Primary School
63.0%	61.3%

TEACHERS RETURNING FROM PREVIOUS YEAR

Our School	Median Primary School
90.7%	90.0%

PERCENT OF PARENTS ATTENDING CONFERENCES

Our School	Median Primary School
96.7%	100.0%

DAYS OF PROFESSIONAL DEVELOPMENT*

Our School	Median Primary School
10.0 days	10.4 days

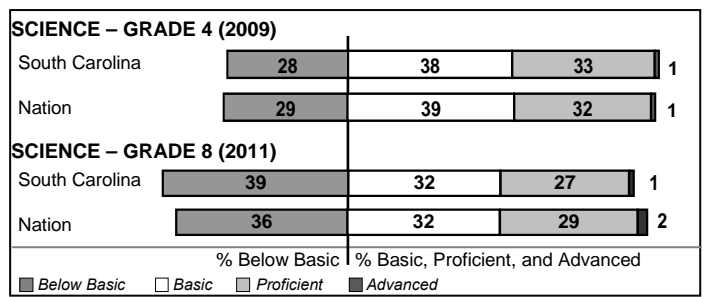
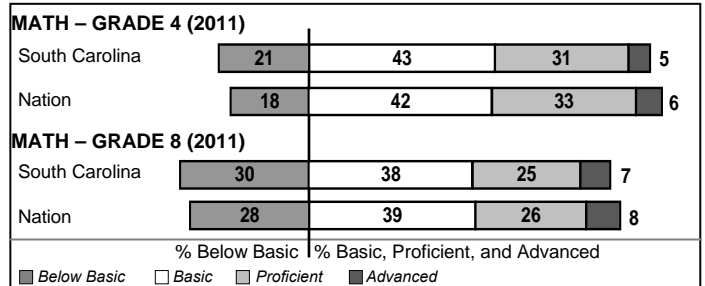
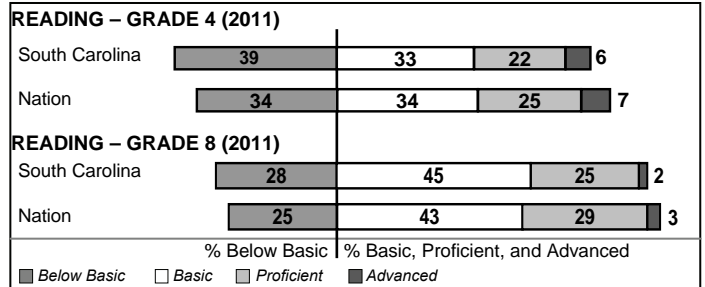
*Professional development days should be devoted exclusively to knowledge and skills in working with children less than eight years old.

Types Of Accreditation (More Than One May Apply)

	Not pursuing accreditation
	Conducting a self-study
X	South Carolina Department of Education
X	Southern Association of Colleges and Schools
	American Montessori Society
	National Association for the Education of Young Children

NAEP PERFORMANCE*

* Performance reported for SC and nation, data not available at school level. Percentages at NAEP Achievement Levels.



SC PERFORMANCE VISION

By 2020 all students will graduate with the knowledge and skills necessary to compete successfully in the global economy, participate in a democratic society and contribute positively as members of families and communities.

Abbreviations Key

N/A Not Applicable N/AV Not Available N/C Not Collected N/R Not Reported I/S Insufficient Sample TBD To be determined

North Mullins Primary [Marion County]

SCHOOL PROFILE

	Our School	Change from Last Year	Primary Schools with Students Like Ours	Median Primary School
Students (n=412)				
Retention rate	1.9%	Down from 2.3%	3.5%	2.3%
Attendance rate	94.3%	Down from 95.7%	95.2%	95.5%
With disabilities	14.0%	N/A	11.6%	10.4%
Older than usual for grade	1.4%	N/A	1.7%	1.1%
Teachers (n=27)				
Teachers with advanced degrees	63.0%	Down from 71.4%	59.4%	61.3%
Continuing contract teachers	92.6%	Down from 96.4%	77.8%	84.1%
Teachers returning from previous year	90.7%	Down from 91.1%	88.5%	90.0%
Teacher attendance rate	98.1%	N/R	95.2%	94.9%
Average teacher salary*	\$48,006	Up 2.2%	\$45,335	\$47,358
Classes not taught by highly qualified teachers	0.0%	No Change	0.0%	0.0%
Professional development days/teacher	10.8 days	Down from 19.0 days	11.0 days	12.5 days
School				
Principal's years at school	6.0	Up from 5.0	6.0	6.0
Student-teacher ratio in core subjects	19.0 to 1	N/R	20.6 to 1	21.3 to 1
Prime instructional time	92.0%	N/R	89.4%	89.1%
Opportunities in the arts	Good	No Change	Good	Good
SACS accreditation	Yes	No Change	Yes	Yes
Character development program	Good	Up from Average	Excellent	Excellent
Dollars spent per pupil**	\$5,130	Down 24.5%	\$6,939	\$6,939
Percent of expenditures for instruction**	68.0%	Down from 69.8%	68.0%	69.0%
Percent of expenditures for teacher salaries**	66.0%	Up from 65.0%	65.0%	66.0%
ESEA composite index score	48.7	Down from 56.4	63.0	85.3

* Length of contract = 185+ days.

** Prior year audited financial data available.

EVALUATION RESULTS

	Teachers
Number of surveys returned	16
Percent satisfied with learning environment	93.8%
Percent satisfied with social and physical environment	94.1%
Percent satisfied with school-home relations	82.4%

REPORT OF PRINCIPAL AND SCHOOL IMPROVEMENT COUNCIL

The mission of North Mullins Primary School (NMP), along with Mullins Early Childhood Center (MECC), is to develop productive, socially responsible lifelong learners. We strive to create a strong home-school connection by helping families make the adjustment to school a positive, beneficial experience and to provide quality, standards-based curriculum within a developmentally appropriate setting for young learners.

Literacy development is the keystone to academic success. This instruction begins with the child development and kindergarten classes and continues through first and second grades with a balanced literacy program. We as a staff saw a need to strengthen the phonetic part of our balanced literacy model. We did so by implementing Formula 3 reading instruction into every kindergarten, first and second grade classroom. In addition, we have been able to provide small group setting interventions for every child who demonstrated, through Dominic Assessments, a need for additional assistance in reading. All teachers continue to receive professional development through graduate studies in literacy instruction.

Our first and second graders used the Measuring Academic Progress (MAP) assessments this year in math and reading. These assessments provide teachers and administrators important data to plan instruction. We will continue to have professional development in how to use this data in the best way to improve the educational program.

Our School Improvement Council acted as the Action Team for implementation of various projects. Some of the special events that parents had opportunities in which to be involved included monthly lunchtime programs at MECC, MECC Fall Carnival, MECC Math and Science Night, Proud Parent Day and Grandparents Day at NMP, Hot Dog! I Can Read Night, Math Night, and Field Day. Parents took advantage of opportunities to discuss children's progress through Parent Conference Nights at NMP and Portfolio Nights at MECC, in addition to the special events and PTO.

Emphasis on character education has long been a hallmark of MECC/NMP. This year all teachers have been trained in the use of PBIS, a model for setting positive behavioral expectations in classrooms and common areas. This training will continue as we incorporate the philosophy in our everyday school life to assure safety, self control, and the use of positive life skills for all students, as well as staff. We also continue the emphasis on community service through participation in several projects, such as Relay for Life, to teach students the importance of building a caring community.

Dr. Mike Sutton, Principal

Comprehensive detail, including definitions of ratings, performance criteria, and explanations of status, is available on www.ed.sc.gov and www.eoc.sc.gov as well as school and school district websites.

Printed versions are available from school districts upon request.

Abbreviations Key

N/A Not Applicable N/AV Not Available N/C Not Collected N/R Not Reported I/S Insufficient Sample TBD To be determined
 NI Newly Identified CSI Continuing School Improvement CA Corrective Action RP Plan to Restructure R Restructure DELAY School Improvement Status HOLD School Improvement Status