

SC Annual School Report Card Summary

Easterling Primary School
 Marion County
 Grades: PK-2 Enrollment: 698
 Principal: Angie Grice
 Superintendent: Dr. Dan Strickland
 Board Chair: Dr. Shawn Johnson

PERFORMANCE

Comprehensive detail, including definitions of ratings, performance criteria, and explanations of status, is available on www.ed.sc.gov and www.eoc.sc.gov as well as school and school district websites. Printed versions are available from school districts upon request.

| YEAR | ABSOLUTE RATING | GROWTH RATING | PALMETTO GOLD AND SILVER AWARD | | ESEA/FEDERAL ACCOUNTABILITY RATING SYSTEM | |
|------|-----------------|---------------|--------------------------------|-----------------|---|--------------------------|
| | | | General Performance | Closing the Gap | ESEA Grade | Accountability Indicator |
| 2013 | Excellent | Good | TBD | TBD | D | N/A |
| 2012 | N/A | N/A | N/A | N/A | D | N/A |
| 2011 | N/A | N/A | N/A | N/A | N/A | N/A |

ABSOLUTE RATING OF PRIMARY SCHOOLS WITH STUDENTS LIKE OURS*

| EXCELLENT | GOOD | AVERAGE | BELOW AVERAGE | AT-RISK |
|-----------|------|---------|---------------|---------|
| 12 | 3 | 0 | 0 | 0 |

*Ratings are calculated with data available by 11/15/2013. Schools with Students Like Ours are Primary Schools with Poverty Indices of no more than 5% above or below the index for this school.

PRIME INSTRUCTIONAL TIME

| | |
|------------|-----------------------|
| Our School | Median Primary School |
| 90.6% | 89.1% |

STUDENT-TEACHER RATIO IN CORE SUBJECTS

| | |
|------------|-----------------------|
| Our School | Median Primary School |
| 20.6 to 1 | 21.3 to 1 |

TEACHERS WITH ADVANCED DEGREES

| | |
|------------|-----------------------|
| Our School | Median Primary School |
| 48.9% | 61.3% |

TEACHERS RETURNING FROM PREVIOUS YEAR

| | |
|------------|-----------------------|
| Our School | Median Primary School |
| 88.5% | 90.0% |

PERCENT OF PARENTS ATTENDING CONFERENCES

| | |
|------------|-----------------------|
| Our School | Median Primary School |
| 100.0% | 100.0% |

DAYS OF PROFESSIONAL DEVELOPMENT*

| | |
|------------|-----------------------|
| Our School | Median Primary School |
| 13.8 days | 10.4 days |

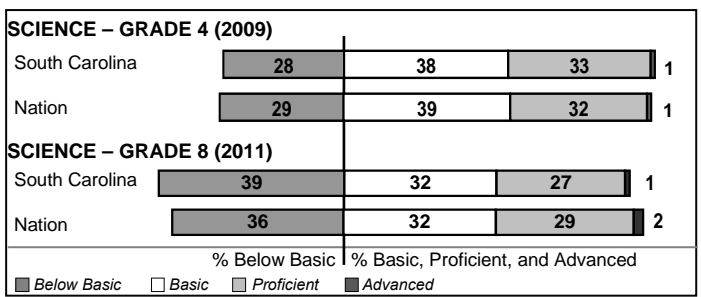
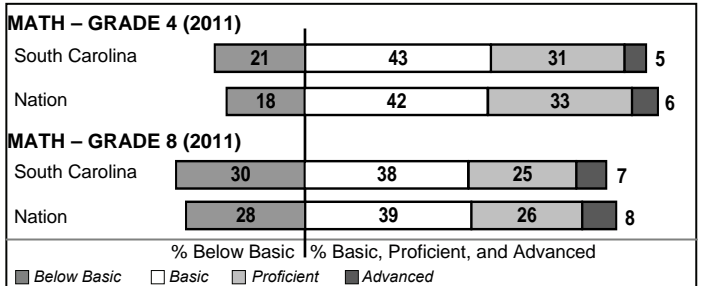
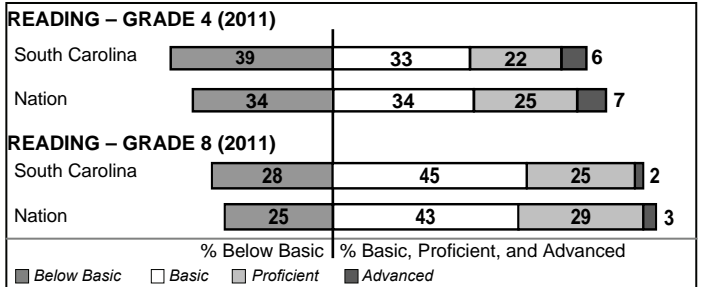
*Professional development days should be devoted exclusively to knowledge and skills in working with children less than eight years old.

Types Of Accreditation (More Than One May Apply)

| | |
|---|--|
| | Not pursuing accreditation |
| | Conducting a self-study |
| X | South Carolina Department of Education |
| X | Southern Association of Colleges and Schools |
| | American Montessori Society |
| | National Association for the Education of Young Children |

NAEP PERFORMANCE*

* Performance reported for SC and nation, data not available at school level. Percentages at NAEP Achievement Levels.



SC PERFORMANCE VISION

By 2020 all students will graduate with the knowledge and skills necessary to compete successfully in the global economy, participate in a democratic society and contribute positively as members of families and communities.

Abbreviations Key

N/A Not Applicable N/AV Not Available N/C Not Collected N/R Not Reported I/S Insufficient Sample TBD To be determined

Easterling Primary School [Marion County]

SCHOOL PROFILE

| | Our School | Change from Last Year | Primary Schools with Students Like Ours | Median Primary School |
|---|------------|-----------------------|---|-----------------------|
| Students (n=698) | | | | |
| Retention rate | 3.2% | Down from 3.7% | 3.2% | 2.3% |
| Attendance rate | 95.3% | Down from 96.4% | 95.1% | 95.5% |
| With disabilities | 10.1% | N/A | 10.9% | 10.4% |
| Older than usual for grade | 2.1% | N/A | 1.4% | 1.1% |
| Teachers (n=47) | | | | |
| Teachers with advanced degrees | 48.9% | Down from 62.5% | 61.8% | 61.3% |
| Continuing contract teachers | 66.0% | Down from 83.3% | 82.4% | 84.1% |
| Teachers returning from previous year | 88.5% | Down from 93.0% | 89.2% | 90.0% |
| Teacher attendance rate | 95.6% | Up from 94.6% | 95.2% | 94.9% |
| Average teacher salary* | \$42,457 | Down 0.0% | \$47,351 | \$47,358 |
| Classes not taught by highly qualified teachers | 0.0% | No Change | 0.0% | 0.0% |
| Professional development days/teacher | 14.4 days | Down from 16.9 days | 12.0 days | 12.5 days |
| School | | | | |
| Principal's years at school | 8.0 | Up from 7.0 | 6.0 | 6.0 |
| Student-teacher ratio in core subjects | 20.6 to 1 | Up from 19.9 to 1 | 20.8 to 1 | 21.3 to 1 |
| Prime instructional time | 90.6% | Up from 90.2% | 89.3% | 89.1% |
| Opportunities in the arts | Poor | No Change | Good | Good |
| SACS accreditation | Yes | No Change | Yes | Yes |
| Character development program | Excellent | No Change | Excellent | Excellent |
| Dollars spent per pupil** | \$7,503 | Down 2.1% | \$7,325 | \$6,939 |
| Percent of expenditures for instruction** | 71.0% | Up from 67.7% | 68.0% | 69.0% |
| Percent of expenditures for teacher salaries** | 65.0% | Up from 64.2% | 65.0% | 66.0% |
| ESEA composite index score | 62.8 | Down from 63.2 | 77.8 | 85.3 |

* Length of contract = 185+ days.

** Prior year audited financial data available.

EVALUATION RESULTS

| | Teachers |
|--|----------|
| Number of surveys returned | 52 |
| Percent satisfied with learning environment | 92.3% |
| Percent satisfied with social and physical environment | 94.2% |
| Percent satisfied with school-home relations | 80% |

REPORT OF PRINCIPAL AND SCHOOL IMPROVEMENT COUNCIL

Easterling Primary School, "Where Little People Do BIG Things," is home to approximately 850 students ranging from pre-kindergarten through second grade. With an instructional focus by dedicated staff and strong community support, this school continues to excel and be successful. Easterling has been recognized at the state and national level through awards such as a Palmetto's Finest School, a Red Carpet School, a Flagship School of Promise, a National Blue Ribbon School of Excellence, a National School of Character, and a National Bronze Level Healthy School. Several initiatives have influenced our successes this year including a renewed emphasis on the balanced literacy model for reading, a schoolwide focus on high frequency (sight) word recognition, and the use of achievement data to drive instruction and training needs for all staff.

The Wee Foxes have enjoyed another year of outstanding successes. This year we made great gains in our MAP data in both ELA and Math. We met our schoolwide goals in both first and second grades in both content areas. We credit collaboration among our teachers in planning teams with the new Common Core Standards and an increased focus in writing to these gains. Finally, our students benefited again this year with a healthy fruit or vegetable snack through a Food Service grant the school was awarded for the third year.

One challenge Easterling faced this year was an increase in student enrollment which created an increase in class size in our kindergarten classes. With this, came an increase in the number of discipline referrals due to increased class sizes and an increase in the number of bus referrals. A definite need for next year is to revisit the Positive Behavioral Incentive System (PBIS) to look at ways to reduce the number of discipline referrals both in the classroom and on the bus. Another need will be to continue to address the math needs schoolwide for our staff and students through professional development and curricular changes.

We always appreciate the generous support of our parents and community. It is crucial to the success of our students and school.

Kara Alford, SIC Chairperson
Angie Grice, Principal

Comprehensive detail, including definitions of ratings, performance criteria, and explanations of status, is available on www.ed.sc.gov and www.eoc.sc.gov as well as school and school district websites.

Printed versions are available from school districts upon request.

Abbreviations Key

N/A Not Applicable N/AV Not Available N/C Not Collected N/R Not Reported I/S Insufficient Sample TBD To be determined

NI Newly Identified CSI Continuing School Improvement CA Corrective Action RP Plan to Restructure R Restructure DELAY School Improvement Status HOLD School Improvement Status