

# SC Annual School Report Card Summary

Sandhills Primary School  
 Lexington 4  
 Grades: 1-2 Enrollment: 513  
 Principal: Donna Goodwin  
 Superintendent: Linda G. Lavender  
 Board Chair: Chris Pound

## PERFORMANCE

Comprehensive detail, including definitions of ratings, performance criteria, and explanations of status, is available on [www.ed.sc.gov](http://www.ed.sc.gov) and [www.eoc.sc.gov](http://www.eoc.sc.gov) as well as school and school district websites. Printed versions are available from school districts upon request.

YEAR	ABSOLUTE RATING	GROWTH RATING	PALMETTO GOLD AND SILVER AWARD		ESEA/FEDERAL ACCOUNTABILITY RATING SYSTEM	
			General Performance	Closing the Gap	ESEA Grade	Accountability Indicator
2013	N/A	N/A	TBD	TBD	D	N/A
2012	N/A	N/A	N/A	N/A	F	N/A
2011	N/A	N/A	N/A	N/A	Met	N/A

## ABSOLUTE RATING OF PRIMARY SCHOOLS WITH STUDENTS LIKE OURS\*

EXCELLENT	GOOD	AVERAGE	BELOW AVERAGE	AT-RISK
9	2	0	0	0

\*Ratings are calculated with data available by 11/15/2013. Schools with Students Like Ours are Primary Schools with Poverty Indices of no more than 5% above or below the index for this school.

### PRIME INSTRUCTIONAL TIME

Our School	Median Primary School
86.3%	89.1%

### STUDENT-TEACHER RATIO IN CORE SUBJECTS

Our School	Median Primary School
23.9 to 1	21.3 to 1

### TEACHERS WITH ADVANCED DEGREES

Our School	Median Primary School
61.5%	61.3%

### TEACHERS RETURNING FROM PREVIOUS YEAR

Our School	Median Primary School
N/A	90.0%

### PERCENT OF PARENTS ATTENDING CONFERENCES

Our School	Median Primary School
100.0%	100.0%

### DAYS OF PROFESSIONAL DEVELOPMENT\*

Our School	Median Primary School
6.9 days	10.4 days

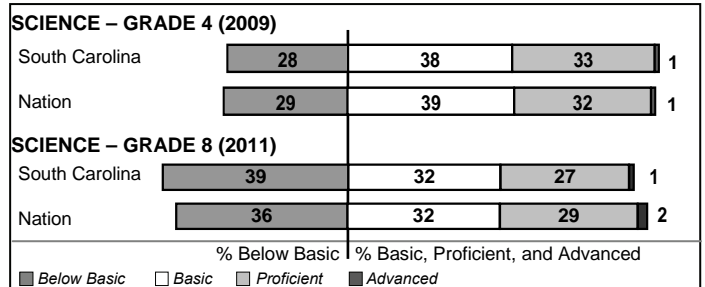
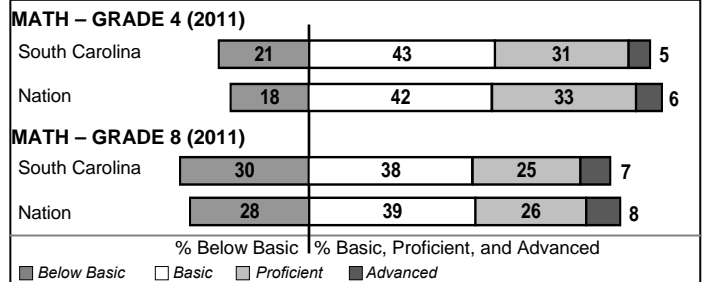
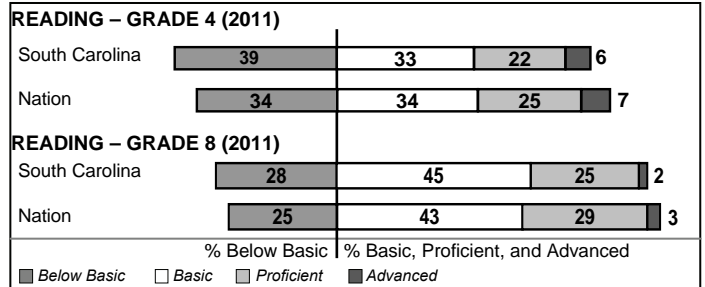
\*Professional development days should be devoted exclusively to knowledge and skills in working with children less than eight years old.

### Types Of Accreditation (More Than One May Apply)

	Not pursuing accreditation
X	Conducting a self-study
X	South Carolina Department of Education
X	Southern Association of Colleges and Schools
	American Montessori Society
	National Association for the Education of Young Children

### NAEP PERFORMANCE\*

\* Performance reported for SC and nation, data not available at school level. Percentages at NAEP Achievement Levels.



### SC PERFORMANCE VISION

*By 2020 all students will graduate with the knowledge and skills necessary to compete successfully in the global economy, participate in a democratic society and contribute positively as members of families and communities.*

#### Abbreviations Key

N/A Not Applicable N/AV Not Available N/C Not Collected N/R Not Reported I/S Insufficient Sample TBD To be determined

# Sandhills Primary School [Lexington 4]

## SCHOOL PROFILE

	Our School	Change from Last Year	Primary Schools with Students Like Ours	Median Primary School
<b>Students (n=513)</b>				
Retention rate	0.0%	No Change	1.4%	2.3%
Attendance rate	94.1%	Down from 94.7%	95.4%	95.5%
With disabilities	15.5%	N/A	10.1%	10.4%
Older than usual for grade	0.4%	N/A	0.8%	1.1%
<b>Teachers (n=26)</b>				
Teachers with advanced degrees	61.5%	Up from 58.6%	63.6%	61.3%
Continuing contract teachers	96.2%	Up from 93.1%	86.3%	84.1%
Teachers returning from previous year	N/A	N/A	90.0%	90.0%
Teacher attendance rate	94.3%	Down from 95.0%	94.0%	94.9%
Average teacher salary*	\$48,738	Up 6.2%	\$48,738	\$47,358
Classes not taught by highly qualified teachers	0.0%	No Change	0.0%	0.0%
Professional development days/teacher	10.2 days	Down from 11.7 days	15.2 days	12.5 days
<b>School</b>				
Principal's years at school	3.0	Down from 11.0	4.0	6.0
Student-teacher ratio in core subjects	23.9 to 1	Up from 22.6 to 1	22.3 to 1	21.3 to 1
Prime instructional time	86.3%	Down from 88.5%	88.4%	89.1%
Opportunities in the arts	Good	No Change	Good	Good
SACS accreditation	Yes	No Change	Yes	Yes
Character development program	Average	Down from Good	Excellent	Excellent
Dollars spent per pupil**	\$7,088	Up 2.9%	\$7,088	\$6,939
Percent of expenditures for instruction**	63.0%	Up from 62.0%	69.0%	69.0%
Percent of expenditures for teacher salaries**	60.0%	Up from 53.6%	66.0%	66.0%
ESEA composite index score	64.9	Up from 49.2	79.6	85.3

\* Length of contract = 185+ days.

\*\* Prior year audited financial data available.

## EVALUATION RESULTS

	Teachers
Number of surveys returned	18
Percent satisfied with learning environment	88.9%
Percent satisfied with social and physical environment	94.4%
Percent satisfied with school-home relations	83.4%

## REPORT OF PRINCIPAL AND SCHOOL IMPROVEMENT COUNCIL

Sandhills Primary School, a rural school located in lower Lexington County, serves approximately 550 1st and 2nd graders. We believe that "It's All About Students, Parents and Teachers Learning and Working Together!" Our school environment embraces researched-based practices to provide effective learning environments for each student. During 2012-2013 our district engaged in a systematic review through AdvancEd, an accreditation committee. SPS' School Improvement Council, faculty, staff and parents reviewed all aspects of our operation, and we were awarded accreditation for the next 5 years.

At SPS, parents have a choice of 2 instructional methods: Integrated Literacy model where literacy goals are integrated into science and social studies content, or the Montessori model which emphasizes multi-age classrooms and an individualized learning method. Both models have proven successful, and offer parents a chance to be included in making decisions regarding the method that provides the best 'fit' for their child.

Teachers are engaged in a continuous cycle of curriculum analysis and improvement as they develop unit plans based on the Common Core State Standards. These standards are rigorous and will provide our students the opportunity to develop skills of analysis, become 'deep thinkers', and improve writing skills. A goal of our faculty is to provide a 'high progress literacy classroom' experience for every child.

During primary school, students are 'learning to read'. We have established student engagement in reading and writing as our priority. Teachers are implementing a structured system that encourages students to build motivation and stamina in reading and writing. Many students increased their engagement to 60-90 minutes! We are excited to see progress with all our students!

Our challenge is to continue our efforts to increase students' academic gains. Next year we will have the support of a literacy coach to assist our teachers in the implementation of research-based literacy strategies. Our school team will continue our focus on providing targeted assistance strategies for individual students.

Research data indicates that students lose up to 3-5 reading levels over the summer. In May, our students had the exciting opportunity to select 8 books for their personal home libraries. It is our hope that our students will read these books and many more over the summer to maintain or increase their reading levels while preventing summer reading loss.

Thank you for your support throughout the year as we work together for student success!

Andrea Harrelson, SPS School Improvement Council Chairperson

Donna Goodwin, SPS Principal, (803) 568-1250

Comprehensive detail, including definitions of ratings, performance criteria, and explanations of status, is available on [www.ed.sc.gov](http://www.ed.sc.gov) and [www.eoc.sc.gov](http://www.eoc.sc.gov) as well as school and school district websites.

Printed versions are available from school districts upon request.

### Abbreviations Key

N/A Not Applicable N/AV Not Available N/C Not Collected N/R Not Reported I/S Insufficient Sample TBD To be determined  
 NI Newly Identified CSI Continuing School Improvement CA Corrective Action RP Plan to Restructure R Restructure DELAY School Improvement Status HOLD School Improvement Status