

SC Annual School Report Card Summary

Congaree-Wood Early Childhood Center
 Lexington 2
 Grades: PK-2 Enrollment: 514
 Principal: Nicole Singletary
 Superintendent: Dr. Venus J. Holland
 Board Chair: Mr. Bill Bingham, Jr.

PERFORMANCE

Comprehensive detail, including definitions of ratings, performance criteria, and explanations of status, is available on www.ed.sc.gov and www.eoc.sc.gov as well as school and school district websites. Printed versions are available from school districts upon request.

YEAR	ABSOLUTE RATING	GROWTH RATING	PALMETTO GOLD AND SILVER AWARD		ESEA/FEDERAL ACCOUNTABILITY RATING SYSTEM	
			General Performance	Closing the Gap	ESEA Grade	Accountability Indicator
2013	Excellent	Good	TBD	TBD	D	N/A
2012	Excellent	Good	N/A	N/A	C	N/A
2011	Excellent	Excellent	N/A	N/A	Not Met	CSI

ABSOLUTE RATING OF PRIMARY SCHOOLS WITH STUDENTS LIKE OURS*

EXCELLENT	GOOD	AVERAGE	BELOW AVERAGE	AT-RISK
7	2	0	0	0

*Ratings are calculated with data available by 11/15/2013. Schools with Students Like Ours are Primary Schools with Poverty Indices of no more than 5% above or below the index for this school.

PRIME INSTRUCTIONAL TIME

Our School	Median Primary School
88.1%	89.1%

STUDENT-TEACHER RATIO IN CORE SUBJECTS

Our School	Median Primary School
10.5 to 1	21.3 to 1

TEACHERS WITH ADVANCED DEGREES

Our School	Median Primary School
69.4%	61.3%

TEACHERS RETURNING FROM PREVIOUS YEAR

Our School	Median Primary School
91.8%	90.0%

PERCENT OF PARENTS ATTENDING CONFERENCES

Our School	Median Primary School
100.0%	100.0%

DAYS OF PROFESSIONAL DEVELOPMENT*

Our School	Median Primary School
16.7 days	10.4 days

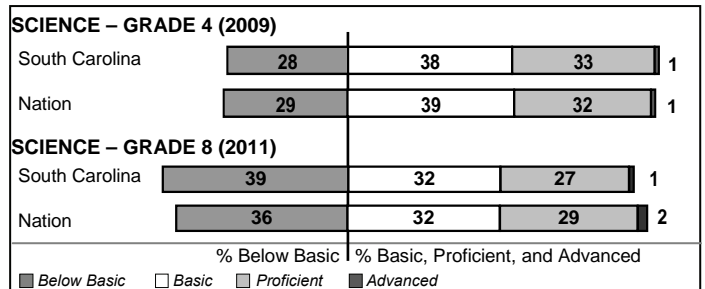
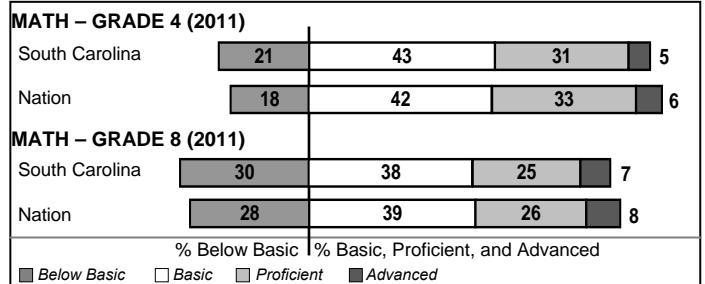
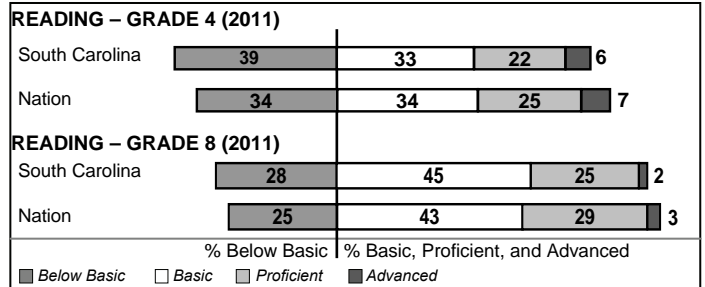
*Professional development days should be devoted exclusively to knowledge and skills in working with children less than eight years old.

Types Of Accreditation (More Than One May Apply)

	Not pursuing accreditation
	Conducting a self-study
X	South Carolina Department of Education
X	Southern Association of Colleges and Schools
	American Montessori Society
	National Association for the Education of Young Children

NAEP PERFORMANCE*

* Performance reported for SC and nation, data not available at school level. Percentages at NAEP Achievement Levels.



SC PERFORMANCE VISION

By 2020 all students will graduate with the knowledge and skills necessary to compete successfully in the global economy, participate in a democratic society and contribute positively as members of families and communities.

Abbreviations Key

N/A Not Applicable N/AV Not Available N/C Not Collected N/R Not Reported I/S Insufficient Sample TBD To be determined

Congaree-Wood Early Childhood Center [Lexington 2]

SCHOOL PROFILE

	Our School	Change from Last Year	Primary Schools with Students Like Ours	Median Primary School
Students (n=514)				
Retention rate	2.3%	Down from 2.7%	1.7%	2.3%
Attendance rate	95.9%	Down from 96.2%	95.5%	95.5%
With disabilities	10.1%	N/A	11.5%	10.4%
Older than usual for grade	0.9%	N/A	0.8%	1.1%
Teachers (n=36)				
Teachers with advanced degrees	69.4%	Down from 72.2%	63.3%	61.3%
Continuing contract teachers	91.7%	No Change	84.2%	84.1%
Teachers returning from previous year	91.8%	Up from 91.0%	91.1%	90.0%
Teacher attendance rate	93.3%	Up from 92.8%	93.5%	94.9%
Average teacher salary*	\$50,647	Up 2.4%	\$48,738	\$47,358
Classes not taught by highly qualified teachers	0.0%	No Change	0.0%	0.0%
Professional development days/teacher	18.4 days	Up from 16.1 days	18.4 days	12.5 days
School				
Principal's years at school	1.0	Down from 8.0	4.0	6.0
Student-teacher ratio in core subjects	10.5 to 1	Up from 6.5 to 1	22.3 to 1	21.3 to 1
Prime instructional time	88.1%	Down from 88.2%	88.4%	89.1%
Opportunities in the arts	Fair	Down from Good	Good	Good
SACS accreditation	Yes	No Change	Yes	Yes
Character development program	Excellent	No Change	Excellent	Excellent
Dollars spent per pupil**	\$7,025	Up 0.8%	\$7,025	\$6,939
Percent of expenditures for instruction**	70.0%	Up from 68.4%	70.0%	69.0%
Percent of expenditures for teacher salaries**	67.0%	Up from 66.5%	67.0%	66.0%
ESEA composite index score	67.8	Down from 76.2	71.3	85.3

* Length of contract = 185+ days.

** Prior year audited financial data available.

EVALUATION RESULTS

	Teachers
Number of surveys returned	41
Percent satisfied with learning environment	97.5%
Percent satisfied with social and physical environment	97.5%
Percent satisfied with school-home relations	90.2%

REPORT OF PRINCIPAL AND SCHOOL IMPROVEMENT COUNCIL

During the 2012-2013 school year, Congaree-Wood Early Childhood Center satisfied the requirements established by AdvancEd and supported Lexington School District Two in achieving full accreditation. Being identified as an early childhood center has not stifled our high academic expectations. We pride ourselves on delivering rigorous instruction for our students under the age of eight years old. Through purposeful instruction, we have maintained our report card ratings of Excellent-Good for 2012 and will continue to challenge our students academically to improve our ratings.

We are in the initial stages of our partnership with United Way's Midlands Reading Consortium. This partnership allows volunteers (including local high school students) to come in and tutor or mentor identified students. Additionally, teacher cadets from our two district high schools work with our students in the classroom. It is our goal to continue these types of partnerships as we have received positive feedback from the volunteers as well as the classroom teachers. Through this partnership, along with the South Carolina Department of Education, each student preK - 1st (including special education) received 8 books to begin their home libraries in order to encourage literacy development. The goal of the program is to encourage literacy development and decrease summer learning loss or regression.

Student data indicates that our students are indeed making academic gains. As part of our RTI program, we secured two literacy interventionists who worked with small groups of struggling readers. A data analysis of this program indicates that 78% of our first grade students met the end of year target for reading.

For the past five years, our child development classes have performed above the district average on the DIAL-3 assessment. This assessment is used to identify young children at-risk or with delays. Kindergarten and first grade students have made gradual increases in performance on the Developmental Reading Assessment (DRA). Based on the results of this assessment, teachers are able to differentiate instruction to meet the changing needs of their students. We are continuing to implement Habits Of Mind through our morning announcements and curriculum integration. Our character education program is also aligned with the 16 Habits of Mind in effort to promote social and emotional growth for all students.

As a school, we collected personal health items to donate to Rapha Residential Nursing Home. Additionally, we participated in Jump Rope for Heart through our PE program collecting over \$4,000. Aluminium can tabs were collected to donate to the Ronald McDonald Charities. Our Green Team was presented with an award for Top Recycling Elementary School.

Congaree-Wood Early Childhood Center provides a great foundation for the early learner. It is our belief that developing the social, emotional, and academic growth of all students will contribute to a society of life-long learners.

Puree Rivers, SIC Chairperson
Nicole Singletary, Principal

Comprehensive detail, including definitions of ratings, performance criteria, and explanations of status, is available on www.ed.sc.gov and www.eoc.sc.gov as well as school and school district websites.

Printed versions are available from school districts upon request.

Abbreviations Key

N/A Not Applicable N/AV Not Available N/C Not Collected N/R Not Reported I/S Insufficient Sample TBD To be determined
NI Newly Identified CSI Continuing School Improvement CA Corrective Action RP Plan to Restructure R Restructure DELAY School Improvement Status HOLD School Improvement Status