

SC Annual School Report Card Summary

Gilbert Primary School
Lexington 1
Grades: PK-2 Enrollment: 663
Principal: Cindy Parrish
Superintendent: Dr. Karen C. Woodward
Board Chair: Cynthia S. Smith

PERFORMANCE

Comprehensive detail, including definitions of ratings, performance criteria, and explanations of status, is available on www.ed.sc.gov and www.eoc.sc.gov as well as school and school district websites. Printed versions are available from school districts upon request.

YEAR	ABSOLUTE RATING	GROWTH RATING	PALMETTO GOLD AND SILVER AWARD		ESEA/FEDERAL ACCOUNTABILITY RATING SYSTEM	
			General Performance	Closing the Gap	ESEA Grade	Accountability Indicator
2013	Excellent	Good	TBD	TBD	D	N/A
2012	Excellent	Good	N/A	N/A	A	N/A
2011	Good	At-Risk	N/A	N/A	Not Met	N/A

ABSOLUTE RATING OF PRIMARY SCHOOLS WITH STUDENTS LIKE OURS*

EXCELLENT	GOOD	AVERAGE	BELOW AVERAGE	AT-RISK
0	0	0	0	0

*Ratings are calculated with data available by 11/15/2013. Schools with Students Like Ours are Primary Schools with Poverty Indices of no more than 5% above or below the index for this school.

PRIME INSTRUCTIONAL TIME

Our School	Median Primary School
88.8%	89.1%

STUDENT-TEACHER RATIO IN CORE SUBJECTS

Our School	Median Primary School
20.5 to 1	21.3 to 1

TEACHERS WITH ADVANCED DEGREES

Our School	Median Primary School
60.4%	61.3%

TEACHERS RETURNING FROM PREVIOUS YEAR

Our School	Median Primary School
88.1%	90.0%

PERCENT OF PARENTS ATTENDING CONFERENCES

Our School	Median Primary School
99.8%	100.0%

DAYS OF PROFESSIONAL DEVELOPMENT*

Our School	Median Primary School
14.7 days	10.4 days

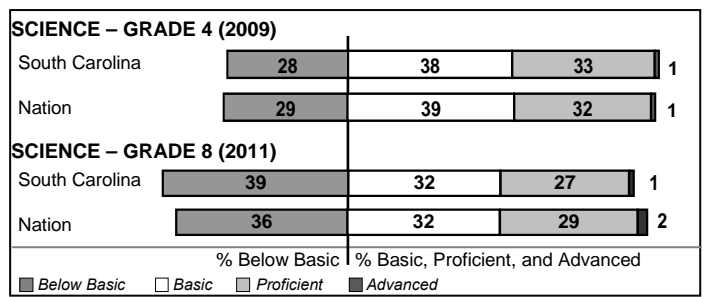
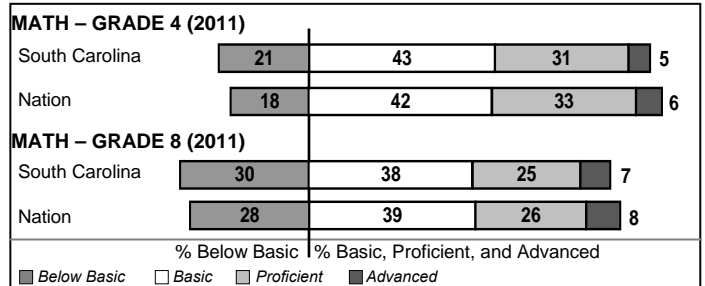
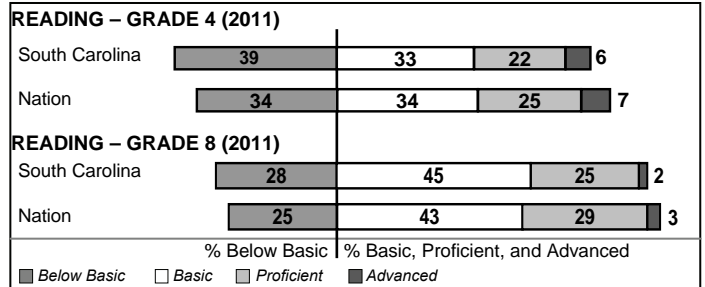
*Professional development days should be devoted exclusively to knowledge and skills in working with children less than eight years old.

Types Of Accreditation (More Than One May Apply)

	Not pursuing accreditation
	Conducting a self-study
X	South Carolina Department of Education
X	Southern Association of Colleges and Schools
	American Montessori Society
	National Association for the Education of Young Children

NAEP PERFORMANCE*

* Performance reported for SC and nation, data not available at school level. Percentages at NAEP Achievement Levels.



SC PERFORMANCE VISION

By 2020 all students will graduate with the knowledge and skills necessary to compete successfully in the global economy, participate in a democratic society and contribute positively as members of families and communities.

Abbreviations Key

N/A Not Applicable N/AV Not Available N/C Not Collected N/R Not Reported I/S Insufficient Sample TBD To be determined

Gilbert Primary School [Lexington 1]

SCHOOL PROFILE

	Our School	Change from Last Year	Primary Schools with Students Like Ours	Median Primary School
Students (n=663)				
Retention rate	0.2%	Down from 0.6%	2.6%	2.3%
Attendance rate	95.0%	Down from 95.2%	95.4%	95.5%
With disabilities	9.5%	N/A	11.6%	10.4%
Older than usual for grade	0.3%	N/A	0.8%	1.1%
Teachers (n=48)				
Teachers with advanced degrees	60.4%	Up from 58.3%	61.5%	61.3%
Continuing contract teachers	85.4%	Down from 91.7%	85.2%	84.1%
Teachers returning from previous year	88.1%	Down from 89.9%	88.1%	90.0%
Teacher attendance rate	94.3%	Up from 94.1%	95.3%	94.9%
Average teacher salary*	\$46,166	Up 2.0%	\$48,981	\$47,358
Classes not taught by highly qualified teachers	0.0%	Down from 1.8%	2.1%	0.0%
Professional development days/teacher	15.5 days	Up from 12.9 days	12.0 days	12.5 days
School				
Principal's years at school	1.0	Down from 11.0	6.5	6.0
Student-teacher ratio in core subjects	20.5 to 1	Up from 14.7 to 1	20.5 to 1	21.3 to 1
Prime instructional time	88.8%	Down from 89.1%	90.1%	89.1%
Opportunities in the arts	Good	No Change	Good	Good
SACS accreditation	Yes	No Change	Yes	Yes
Character development program	Excellent	No Change	Excellent	Excellent
Dollars spent per pupil**	\$7,277	Up 8.9%	\$7,390	\$6,939
Percent of expenditures for instruction**	66.0%	Up from 63.0%	70.0%	69.0%
Percent of expenditures for teacher salaries**	63.0%	Up from 61.2%	68.0%	66.0%
ESEA composite index score	65.2	Down from 96.0	81.8	85.3

* Length of contract = 185+ days.

** Prior year audited financial data available.

EVALUATION RESULTS

	Teachers
Number of surveys returned	42
Percent satisfied with learning environment	100%
Percent satisfied with social and physical environment	100%
Percent satisfied with school-home relations	97.5%

REPORT OF PRINCIPAL AND SCHOOL IMPROVEMENT COUNCIL

The 2012-2013 school year has been an exciting year filled with many wonderful learning opportunities for our students.

Our focus this year has been to build a positive learning culture with our students, staff and community. This year, our students flourished as readers and writers, and experienced tremendous academic growth.

Second-grade students continued to meet grade-level expectations in both reading and mathematics as measured by the Measures of Academic Progress computerized tests. Kindergarten through second-grade students continued to make excellent gains in reading as measured by the Dominic Reading and Writing Assessments that teachers administer. Our primary focus continues to be the academic success of all students, and we strive to ensure every child is a fluent reader by the end of second grade.

Gilbert Primary School continues to be a flagship school for the Farm to School initiative. Our Farm Day was a highlight for our students as community members and Gilbert High School students shared the importance of agriculture with our school. From taste testing of fresh vegetables to tractor rides, it was an enriching day of learning for the Gilbert community and our students.

Beyond their academic success, our students and families supported others in our community and our world. Students collected canned goods for Harvest Hope Food Bank, participated in Jump Rope For Heart, and raised money for the American Cancer Society. Thank you to our students and families for opening your hearts and sharing with others.

Our teachers received professional development in writing instruction, Common Core State Standards, balanced literacy strategies, personalized student learning and leadership in students. We will continue to focus on refining our reading and mathematics instruction, as well as our knowledge of producing leaders in our school.

A challenge facing GPS in 2013-2014 is to integrate leadership roles effectively within all facets of school life at the primary school. Another challenge will be to provide professional development opportunities for teachers to increase rigor as defined by the Common Core State Standards.

Thank you to the wonderful Gilbert community, the PTA, the School Improvement Council and the parents for your overwhelming support in making Gilbert Primary School the best it can be. With your help, so many things have been possible this year, such as furnishing the STEM lab, organizing the Fall Festival and continuously boosting morale at our school. We appreciate your dedication to our school and our students!

Principal Cindy Parrish and SIC Chair Kim Keisler

Comprehensive detail, including definitions of ratings, performance criteria, and explanations of status, is available on www.ed.sc.gov and www.eoc.sc.gov as well as school and school district websites.

Printed versions are available from school districts upon request.

Abbreviations Key

N/A Not Applicable N/AV Not Available N/C Not Collected N/R Not Reported I/S Insufficient Sample TBD To be determined

NI Newly Identified CSI Continuing School Improvement CA Corrective Action RP Plan to Restructure R Restructure DELAY School Improvement Status HOLD School Improvement Status