

# SC Annual School Report Card Summary

Myrtle Beach Primary  
 Horry  
 Grades: PK-1 Enrollment: 717  
 Principal: CeCelia Nance  
 Superintendent: Dr. Cynthia Elsberry  
 Board Chair: Joe DeFeo

## PERFORMANCE

Comprehensive detail, including definitions of ratings, performance criteria, and explanations of status, is available on [www.ed.sc.gov](http://www.ed.sc.gov) and [www.eoc.sc.gov](http://www.eoc.sc.gov) as well as school and school district websites. Printed versions are available from school districts upon request.

YEAR	ABSOLUTE RATING	GROWTH RATING	PALMETTO GOLD AND SILVER AWARD		ESEA/FEDERAL ACCOUNTABILITY RATING SYSTEM	
			General Performance	Closing the Gap	ESEA Grade	Accountability Indicator
2013	Excellent	Excellent	TBD	TBD	B	N/A
2012	Excellent	Good	N/A	N/A	B	N/A
2011	Excellent	Good	N/A	N/A	Not Met	CSI

## ABSOLUTE RATING OF PRIMARY SCHOOLS WITH STUDENTS LIKE OURS\*

EXCELLENT	GOOD	AVERAGE	BELOW AVERAGE	AT-RISK
12	3	0	0	0

\*Ratings are calculated with data available by 11/15/2013. Schools with Students Like Ours are Primary Schools with Poverty Indices of no more than 5% above or below the index for this school.

### PRIME INSTRUCTIONAL TIME

Our School	Median Primary School
88.8%	89.1%

### STUDENT-TEACHER RATIO IN CORE SUBJECTS

Our School	Median Primary School
23.7 to 1	21.3 to 1

### TEACHERS WITH ADVANCED DEGREES

Our School	Median Primary School
50.9%	61.3%

### TEACHERS RETURNING FROM PREVIOUS YEAR

Our School	Median Primary School
87.8%	90.0%

### PERCENT OF PARENTS ATTENDING CONFERENCES

Our School	Median Primary School
100.0%	100.0%

### DAYS OF PROFESSIONAL DEVELOPMENT\*

Our School	Median Primary School
8.1 days	10.4 days

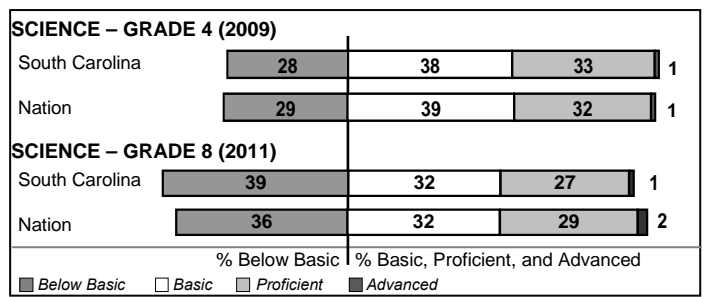
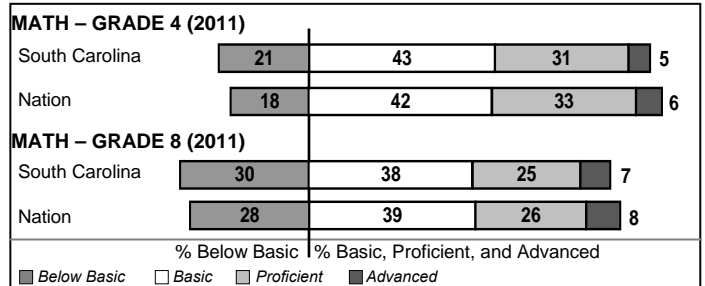
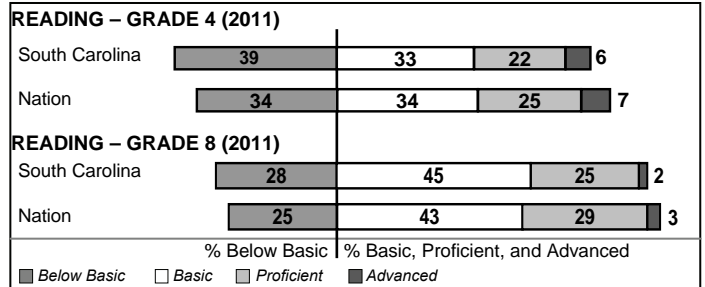
\*Professional development days should be devoted exclusively to knowledge and skills in working with children less than eight years old.

### Types Of Accreditation (More Than One May Apply)

	Not pursuing accreditation
	Conducting a self-study
X	South Carolina Department of Education
X	Southern Association of Colleges and Schools
	American Montessori Society
	National Association for the Education of Young Children

### NAEP PERFORMANCE\*

\* Performance reported for SC and nation, data not available at school level. Percentages at NAEP Achievement Levels.



### SC PERFORMANCE VISION

*By 2020 all students will graduate with the knowledge and skills necessary to compete successfully in the global economy, participate in a democratic society and contribute positively as members of families and communities.*

#### Abbreviations Key

N/A Not Applicable N/AV Not Available N/C Not Collected N/R Not Reported I/S Insufficient Sample TBD To be determined

# Myrtle Beach Primary [Horry]

## SCHOOL PROFILE

	Our School	Change from Last Year	Primary Schools with Students Like Ours	Median Primary School
<b>Students (n=717)</b>				
Retention rate	0.1%	Down from 0.7%	2.3%	2.3%
Attendance rate	95.0%	Down from 95.5%	95.3%	95.5%
With disabilities	8.0%	N/A	10.9%	10.4%
Older than usual for grade	0.8%	N/A	0.8%	1.1%
<b>Teachers (n=57)</b>				
Teachers with advanced degrees	50.9%	Down from 58.6%	62.7%	61.3%
Continuing contract teachers	71.9%	Down from 81.0%	83.3%	84.1%
Teachers returning from previous year	87.8%	Down from 88.8%	88.5%	90.0%
Teacher attendance rate	95.2%	Up from 94.6%	94.3%	94.9%
Average teacher salary*	\$49,475	Down 0.8%	\$47,364	\$47,358
Classes not taught by highly qualified teachers	0.0%	No Change	0.0%	0.0%
Professional development days/teacher	12.0 days	Down from 28.6 days	12.7 days	12.5 days
<b>School</b>				
Principal's years at school	1.5	Up from 0.0	5.0	6.0
Student-teacher ratio in core subjects	23.7 to 1	Up from 22.2 to 1	21.9 to 1	21.3 to 1
Prime instructional time	88.8%	Up from 87.1%	88.4%	89.1%
Opportunities in the arts	Good	No Change	Good	Good
SACS accreditation	Yes	No Change	Yes	Yes
Character development program	Excellent	No Change	Excellent	Excellent
Dollars spent per pupil**	\$8,961	Up 3.2%	\$6,945	\$6,939
Percent of expenditures for instruction**	73.0%	Up from 72.7%	69.0%	69.0%
Percent of expenditures for teacher salaries**	65.0%	Down from 67.3%	65.5%	66.0%
ESEA composite index score	84.3	Down from 89.4	74.8	85.3

\* Length of contract = 185+ days.

\*\* Prior year audited financial data available.

## EVALUATION RESULTS

	Teachers
Number of surveys returned	35
Percent satisfied with learning environment	100%
Percent satisfied with social and physical environment	100%
Percent satisfied with school-home relations	91.1%

## REPORT OF PRINCIPAL AND SCHOOL IMPROVEMENT COUNCIL

The mission of Myrtle Beach Primary School is to inspire lifelong learners and leaders. Our specific challenge is to meet the developmental needs of young children by addressing their social/emotional growth, improving academic programs and enhancing the school environment. We seek the involvement of our families and community in promoting these goals.

Our school has implemented the Leader in Me model. The Leader in Me is a whole-school transformation model which is based on the 7 Habits of Highly Effective People by Stephen Covey. We infuse the 7 Habits into our curriculum, traditions, systems and the culture of Myrtle Beach Primary. At Myrtle Beach Primary we have students who are responsible, show initiative, solve problems, work as a team, and know how to set goals and meet them. All students are encouraged to follow our school motto - Myrtle Beach Primary Seahawks are Respectful, Responsible, and Ready! In February, along with the other schools in the Myrtle Beach attendance area, we hosted our second Leadership Symposium where people from around the country visited our school and observed our students learning and leading at MBP. Myrtle Beach Primary recently accomplished becoming a Leader in Me Lighthouse School. There are more than 1,300 schools in the process of using this model to foster student leadership and only 55 schools from around the world have earned the distinction of being named a Lighthouse School. Lighthouse recognition comes because of the results a school is achieving and the impact it is having on staff, students, parents and the greater community.

Our academic program emphasizes learning to read and beginning numeracy. Students receive systematic literacy instruction through the Imagine It! reading program. Our students participate in district diagnostic testing using the CIRCLE assessment in Child Development and the DIBELS assessment in Kindergarten and First Grade. An integral part of our program is the participation of professionals and paraprofessionals in staff development throughout the school year. At MBP we analyze data when developing programs for students and training teachers to improve student achievement.

The PTO and School Improvement Council are committed to assisting the staff in promoting a quality education for our students. Volunteers work in the school as Reading Friends, tutors and teacher/office assistants. The PTO sponsored a successful fundraiser and other family events this year. Also, students, staff, parents and the community are to be commended for their participation in helping raise money for The March of Dimes, United Way, The American Heart Association and The American Cancer Society. Finally, 100% of our parents signed Parent-Student-Teacher Compacts and attended parent conferences.

We are proud of our accomplishments this year with students, look forward to a successful 2013 – 2014 school year, and invite you to visit MBP and become part of our Seahawk Family!

CeCeliaNance, Principal  
Jim Creel, SIC Chair

Comprehensive detail, including definitions of ratings, performance criteria, and explanations of status, is available on [www.ed.sc.gov](http://www.ed.sc.gov) and [www.eoc.sc.gov](http://www.eoc.sc.gov) as well as school and school district websites.

Printed versions are available from school districts upon request.

### Abbreviations Key

N/A Not Applicable N/AV Not Available N/C Not Collected N/R Not Reported I/S Insufficient Sample TBD To be determined

NI Newly Identified CSI Continuing School Improvement CA Corrective Action RP Plan to Restructure R Restructure DELAY School Improvement Status HOLD School Improvement Status