

SC Annual School Report Card Summary

J.L. Cain Elementary
 Darlington County
 Grades: PK-2 Enrollment: 354
 Principal: Wanda Odom
 Superintendent: Dr. Rainey H. Knight
 Board Chair: Warren Jeffords

PERFORMANCE

Comprehensive detail, including definitions of ratings, performance criteria, and explanations of status, is available on www.ed.sc.gov and www.eoc.sc.gov as well as school and school district websites. Printed versions are available from school districts upon request.

YEAR	ABSOLUTE RATING	GROWTH RATING	PALMETTO GOLD AND SILVER AWARD		ESEA/FEDERAL ACCOUNTABILITY RATING SYSTEM	
			General Performance	Closing the Gap	ESEA Grade	Accountability Indicator
2013	Good	At-Risk	TBD	TBD	A	N/A
2012	Excellent	Excellent	N/A	N/A	A	N/A
2011	Excellent	Good	N/A	N/A	Not Met	N/A

ABSOLUTE RATING OF PRIMARY SCHOOLS WITH STUDENTS LIKE OURS*

EXCELLENT	GOOD	AVERAGE	BELOW AVERAGE	AT-RISK
10	2	0	0	0

*Ratings are calculated with data available by 11/15/2013. Schools with Students Like Ours are Primary Schools with Poverty Indices of no more than 5% above or below the index for this school.

PRIME INSTRUCTIONAL TIME

Our School	Median Primary School
90.5%	89.1%

STUDENT-TEACHER RATIO IN CORE SUBJECTS

Our School	Median Primary School
22.7 to 1	21.3 to 1

TEACHERS WITH ADVANCED DEGREES

Our School	Median Primary School
61.1%	61.3%

TEACHERS RETURNING FROM PREVIOUS YEAR

Our School	Median Primary School
90.0%	90.0%

PERCENT OF PARENTS ATTENDING CONFERENCES

Our School	Median Primary School
99.1%	100.0%

DAYS OF PROFESSIONAL DEVELOPMENT*

Our School	Median Primary School
15.0 days	10.4 days

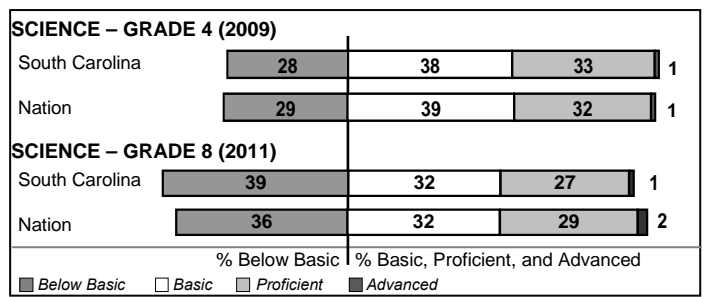
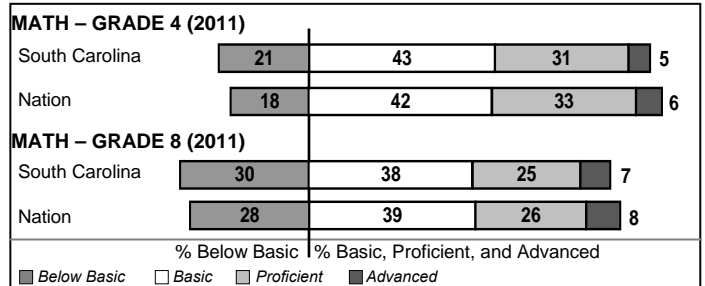
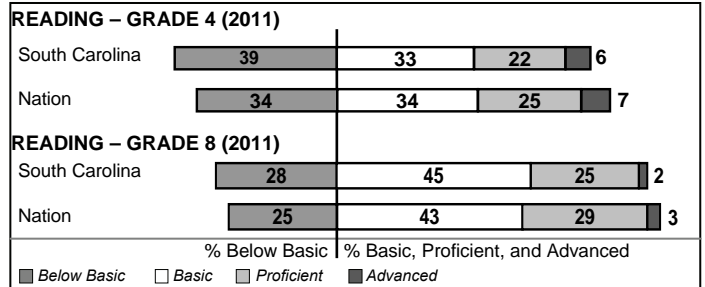
*Professional development days should be devoted exclusively to knowledge and skills in working with children less than eight years old.

Types Of Accreditation (More Than One May Apply)

	Not pursuing accreditation
	Conducting a self-study
X	South Carolina Department of Education
X	Southern Association of Colleges and Schools
	American Montessori Society
	National Association for the Education of Young Children

NAEP PERFORMANCE*

* Performance reported for SC and nation, data not available at school level. Percentages at NAEP Achievement Levels.



SC PERFORMANCE VISION

By 2020 all students will graduate with the knowledge and skills necessary to compete successfully in the global economy, participate in a democratic society and contribute positively as members of families and communities.

Abbreviations Key

N/A Not Applicable N/AV Not Available N/C Not Collected N/R Not Reported I/S Insufficient Sample TBD To be determined

J.L. Cain Elementary [Darlington County]

SCHOOL PROFILE

	Our School	Change from Last Year	Primary Schools with Students Like Ours	Median Primary School
Students (n=354)				
Retention rate	5.1%	Up from 4.3%	1.9%	2.3%
Attendance rate	94.8%	Down from 95.4%	94.9%	95.5%
With disabilities	17.6%	N/A	11.2%	10.4%
Older than usual for grade	2.8%	N/A	0.8%	1.1%
Teachers (n=18)				
Teachers with advanced degrees	61.1%	Down from 70.0%	61.7%	61.3%
Continuing contract teachers	83.3%	Down from 95.0%	82.9%	84.1%
Teachers returning from previous year	90.0%	Down from 93.6%	88.9%	90.0%
Teacher attendance rate	96.7%	Down from 97.9%	94.7%	94.9%
Average teacher salary*	\$49,129	Up 1.4%	\$47,556	\$47,358
Classes not taught by highly qualified teachers	5.7%	Up from 0.0%	0.0%	0.0%
Professional development days/teacher	16.7 days	Down from 17.4 days	13.2 days	12.5 days
School				
Principal's years at school	12.0	Up from 11.0	5.5	6.0
Student-teacher ratio in core subjects	22.7 to 1	Up from 21.9 to 1	21.5 to 1	21.3 to 1
Prime instructional time	90.5%	Down from 91.6%	88.3%	89.1%
Opportunities in the arts	Good	No Change	Good	Good
SACS accreditation	Yes	No Change	Yes	Yes
Character development program	Excellent	No Change	Excellent	Excellent
Dollars spent per pupil**	\$6,802	Up 9.0%	\$6,802	\$6,939
Percent of expenditures for instruction**	62.0%	Down from 63.1%	69.0%	69.0%
Percent of expenditures for teacher salaries**	60.0%	Down from 61.9%	65.0%	66.0%
ESEA composite index score	95.4	Up from 93.9	68.3	85.3

* Length of contract = 185+ days.

** Prior year audited financial data available.

EVALUATION RESULTS

	Teachers
Number of surveys returned	17
Percent satisfied with learning environment	100%
Percent satisfied with social and physical environment	100%
Percent satisfied with school-home relations	100%

REPORT OF PRINCIPAL AND SCHOOL IMPROVEMENT COUNCIL

J. L. Cain Elementary School is committed to meeting the academic, social and individual needs of all students. The goal of the faculty and staff is to teach, nurture, and motivate each student to become successful, life-long learners. Cain Elementary offers an environment that is safe, student-centered, challenging, engaging and meaningful. Parents and community members assist in meeting students' needs by providing support through the Title 1 School-wide Management Team, PTO, School Improvement Council, volunteers, Principal's Chats, conferences, and special events.

As a Title 1 school, J. L. Cain provides professional development opportunities based on teacher/student needs and best educational practices. Teachers attend workshops, conferences, book talks, grade level and vertical team planning, and enroll in courses. These opportunities allow teachers to improve and enhance their skills and instruction and to have a positive impact on student learning. Math instruction and literacy were the focus this year in professional development.

The Common Core State Standards were implemented this year and became the basis for Cain's instruction. The focus of instruction had a stronger emphasis on literacy, writing, math problem solving, higher order thinking and reasoning skills, and integrating technology. The reading intervention program continued this year to assist at-risk readers in kindergarten through second grade. Success Maker and Waterford computer programs continued to supplement reading and math.

Character education and a positive approach to discipline were also a focus of Cain's curriculum and instruction. Faculty, staff, students, and parents participated in service learning projects such as: collecting staple goods for a community food center, collecting food and supplies for the local animal shelter, collecting gifts for needy families, and Operation Christmas Child. The students also participated in the Terrific Kids Character Program and Taking a Stand Against Drugs.

To meet the diverse needs of students, Cain Elementary offered opportunities for students to participate in extra-curricular activities such as: musical performances, art exhibitions, Fine Arts Night, field trips, field day, spelling bee, math bowl, and May Day. Students also participated in after school science workshops and the district-wide art competition. These activities helped to instill respect and a sense of pride for self and others.

J. L. Cain Elementary will continue to provide a strong academic learning environment that meets the needs of all students and to strengthen home-school-community relationships.

Wanda Odom, Principal
Lucille Gregg, School Improvement Council Chairperson

Comprehensive detail, including definitions of ratings, performance criteria, and explanations of status, is available on www.ed.sc.gov and www.eoc.sc.gov as well as school and school district websites.

Printed versions are available from school districts upon request.

Abbreviations Key

N/A Not Applicable N/AV Not Available N/C Not Collected N/R Not Reported I/S Insufficient Sample TBD To be determined

NI Newly Identified CSI Continuing School Improvement CA Corrective Action RP Plan to Restructure R Restructure DELAY School Improvement Status HOLD School Improvement Status