

SC Annual School Report Card Summary

Black Street Early Childhood Center
Colleton County
Grades: PK-1 **Enrollment: 304**
Principal: Martha M. Strickland and Miriam D. Humphries
Superintendent: Mrs. Leila Williams
Board Chair: Mr. John Barnes

PERFORMANCE

Comprehensive detail, including definitions of ratings, performance criteria, and explanations of status, is available on www.ed.sc.gov and www.eoc.sc.gov as well as school and school district websites. Printed versions are available from school districts upon request.

YEAR	ABSOLUTE RATING	GROWTH RATING	PALMETTO GOLD AND SILVER AWARD		ESEA/FEDERAL ACCOUNTABILITY RATING SYSTEM	
			General Performance	Closing the Gap	ESEA Grade	Accountability Indicator
2013	Excellent	N/A	TBD	TBD	F	N/A
2012	N/A	N/A	N/A	N/A	B	N/A
2011	N/A	N/A	N/A	N/A	Not Met	N/A

ABSOLUTE RATING OF PRIMARY SCHOOLS WITH STUDENTS LIKE OURS*

EXCELLENT	GOOD	AVERAGE	BELOW AVERAGE	AT-RISK
12	3	0	0	0

*Ratings are calculated with data available by 11/15/2013. Schools with Students Like Ours are Primary Schools with Poverty Indices of no more than 5% above or below the index for this school.

PRIME INSTRUCTIONAL TIME

Our School	Median Primary School
88.5%	89.1%

STUDENT-TEACHER RATIO IN CORE SUBJECTS

Our School	Median Primary School
20.7 to 1	21.3 to 1

TEACHERS WITH ADVANCED DEGREES

Our School	Median Primary School
61.8%	61.3%

TEACHERS RETURNING FROM PREVIOUS YEAR

Our School	Median Primary School
93.0%	90.0%

PERCENT OF PARENTS ATTENDING CONFERENCES

Our School	Median Primary School
100.0%	100.0%

DAYS OF PROFESSIONAL DEVELOPMENT*

Our School	Median Primary School
9.4 days	10.4 days

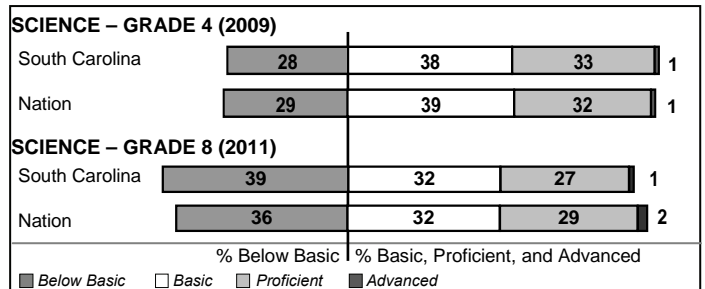
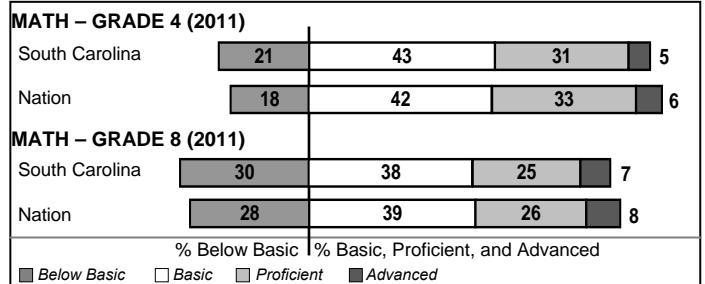
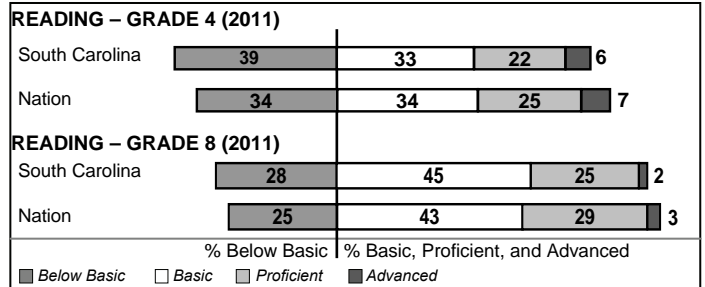
*Professional development days should be devoted exclusively to knowledge and skills in working with children less than eight years old.

Types Of Accreditation (More Than One May Apply)

	Not pursuing accreditation
X	Conducting a self-study
X	South Carolina Department of Education
X	Southern Association of Colleges and Schools
	American Montessori Society
	National Association for the Education of Young Children

NAEP PERFORMANCE*

* Performance reported for SC and nation, data not available at school level. Percentages at NAEP Achievement Levels.



SC PERFORMANCE VISION

By 2020 all students will graduate with the knowledge and skills necessary to compete successfully in the global economy, participate in a democratic society and contribute positively as members of families and communities.

Abbreviations Key

N/A Not Applicable N/AV Not Available N/C Not Collected N/R Not Reported I/S Insufficient Sample TBD To be determined

Black Street Early Childhood Center [Colleton County]

SCHOOL PROFILE

	Our School	Change from Last Year	Primary Schools with Students Like Ours	Median Primary School
Students (n=304)				
Retention rate	2.3%	Down from 2.7%	2.8%	2.3%
Attendance rate	93.9%	Down from 94.3%	95.1%	95.5%
With disabilities	15.3%	N/A	10.7%	10.4%
Older than usual for grade	0.4%	N/A	1.5%	1.1%
Teachers (n=34)				
Teachers with advanced degrees	61.8%	Down from 67.7%	61.5%	61.3%
Continuing contract teachers	82.4%	Down from 90.3%	81.9%	84.1%
Teachers returning from previous year	93.0%	N/A	89.2%	90.0%
Teacher attendance rate	95.4%	Up from 94.7%	95.2%	94.9%
Average teacher salary*	\$46,589	Up 1.8%	\$46,970	\$47,358
Classes not taught by highly qualified teachers	0.0%	Down from 1.5%	0.0%	0.0%
Professional development days/teacher	10.4 days	Up from 9.2 days	11.6 days	12.5 days
School				
Principal's years at school	4.0	Up from 3.0	6.0	6.0
Student-teacher ratio in core subjects	20.7 to 1	Down from 21.3 to 1	20.8 to 1	21.3 to 1
Prime instructional time	88.5%	Up from 87.2%	89.4%	89.1%
Opportunities in the arts	Good	Up from Poor	Good	Good
SACS accreditation	Yes	Up from No	Yes	Yes
Character development program	Excellent	No Change	Excellent	Excellent
Dollars spent per pupil**	\$4,855	Down 13.6%	\$7,359	\$6,939
Percent of expenditures for instruction**	77.0%	Down from 81.2%	68.0%	69.0%
Percent of expenditures for teacher salaries**	74.0%	Down from 79.9%	65.0%	66.0%
ESEA composite index score	56.1	Down from 89.4	71.2	85.3

* Length of contract = 185+ days.

** Prior year audited financial data available.

EVALUATION RESULTS

	Teachers
Number of surveys returned	N/A
Percent satisfied with learning environment	N/A
Percent satisfied with social and physical environment	N/A
Percent satisfied with school-home relations	N/A

REPORT OF PRINCIPAL AND SCHOOL IMPROVEMENT COUNCIL

Black Street Early Childhood Center is a happy and safe school where children and their needs always come first. We are all about forging lasting relationships with our students and their families that will ensure continued success throughout their years in our Colleton County School District and beyond in our community. Our constant vision is of a center of excellence in which every child is engaged in active learning and is advocated for by every adult. BSECC believes that all children are the center of the educational process. Children learn best in a safe, caring environment that values diversity, collaboration, and adventurous learning. All children benefit from developmentally appropriate practices, strategies, and materials. We believe that children have a responsibility and a right to be dynamic learners. The leadership and staff at BSECC believe that education is a shared responsibility, not just with all staff members, but also with parents, volunteers, and community members. This shared responsibility enhances the teaching and learning process for all children. Our parent surveys show that our families are overwhelming pleased with the education and environment at BSECC.

We have steadily attained goals after opening our doors. With rising numbers of 5K students we were able to add another teacher and paraprofessional to support low class size. Our half day 4K classes have all been extended to full day with district support. Our Developmentally Delayed classes have all been extended to a full day service model. At BSECC all children participate in activities that enable them to communicate effectively, solve problems competently, think critically and creatively, and act responsibly. Conscious Discipline is being implemented in order to empower teachers and children with strategies to address the social and emotional issues of today's world. BSECC extends beyond the classroom through its efforts to include families and stakeholders in all of our initiatives. In addition to formal assessments, authentic work and performance based assessment of students provide data for individualized instruction. Teachers implement the school's instructional process in support of student learning. The 4K and 5K progress reports were revised to reflect clearly defined criteria that represent the attainment of content knowledge and skills consistent within our school. Our MAP, ELSA, and Dominic data show that the progress of our students is rising each year. All teachers and staff at BSECC have strong background knowledge of early childhood best practices and are committed to providing children with what they need to grow physically, emotionally, socially, and intellectually. Each child is extraordinary at BSECC! We are proud of the accomplishments we have made together. Children and childhoods are cherished in our early childhood center of excellence.

Martha Strickland and Miriam Humphries, Principals
Mandi K. Nettles, SIC Chair

Comprehensive detail, including definitions of ratings, performance criteria, and explanations of status, is available on www.ed.sc.gov and www.eoc.sc.gov as well as school and school district websites.

Printed versions are available from school districts upon request.

Abbreviations Key

N/A Not Applicable N/AV Not Available N/C Not Collected N/R Not Reported I/S Insufficient Sample TBD To be determined

NI Newly Identified CSI Continuing School Improvement CA Corrective Action RP Plan to Restructure R Restructure DELAY School Improvement Status HOLD School Improvement Status