

# SC Annual School Report Card Summary

**Petersburg Primary**  
**Chesterfield County**  
**Grades: PK-2** Enrollment: 396  
**Principal: Marcus Sutton**  
**Superintendent: J. Harrison Goodwin, Ed. D.**  
**Board Chair: James N. Sweeney**

## PERFORMANCE

Comprehensive detail, including definitions of ratings, performance criteria, and explanations of status, is available on [www.ed.sc.gov](http://www.ed.sc.gov) and [www.eoc.sc.gov](http://www.eoc.sc.gov) as well as school and school district websites. Printed versions are available from school districts upon request.

YEAR	ABSOLUTE RATING	GROWTH RATING	PALMETTO GOLD AND SILVER AWARD		ESEA/FEDERAL ACCOUNTABILITY RATING SYSTEM	
			General Performance	Closing the Gap	ESEA Grade	Accountability Indicator
2013	Excellent	Excellent	TBD	TBD	A	N/A
2012	Excellent	Good	N/A	N/A	A	N/A
2011	Excellent	Good	N/A	N/A	Met	N/A

## ABSOLUTE RATING OF PRIMARY SCHOOLS WITH STUDENTS LIKE OURS\*

EXCELLENT	GOOD	AVERAGE	BELOW AVERAGE	AT-RISK
8	2	0	0	0

\*Ratings are calculated with data available by 11/15/2013. Schools with Students Like Ours are Primary Schools with Poverty Indices of no more than 5% above or below the index for this school.

### PRIME INSTRUCTIONAL TIME

Our School	Median Primary School
86.4%	89.1%

### STUDENT-TEACHER RATIO IN CORE SUBJECTS

Our School	Median Primary School
21.3 to 1	21.3 to 1

### TEACHERS WITH ADVANCED DEGREES

Our School	Median Primary School
50.0%	61.3%

### TEACHERS RETURNING FROM PREVIOUS YEAR

Our School	Median Primary School
91.8%	90.0%

### PERCENT OF PARENTS ATTENDING CONFERENCES

Our School	Median Primary School
100.0%	100.0%

### DAYS OF PROFESSIONAL DEVELOPMENT\*

Our School	Median Primary School
22.0 days	10.4 days

\*Professional development days should be devoted exclusively to knowledge and skills in working with children less than eight years old.


### Types Of Accreditation (More Than One May Apply)

	Not pursuing accreditation
	Conducting a self-study
X	South Carolina Department of Education
X	Southern Association of Colleges and Schools
	American Montessori Society
	National Association for the Education of Young Children


## NAEP PERFORMANCE\*

\* Performance reported for SC and nation, data not available at school level. Percentages at NAEP Achievement Levels.

### READING – GRADE 4 (2011)




### READING – GRADE 8 (2011)




% Below Basic | % Basic, Proficient, and Advanced

■ Below Basic □ Basic ▒ Proficient ■ Advanced

### MATH – GRADE 4 (2011)




### MATH – GRADE 8 (2011)




% Below Basic | % Basic, Proficient, and Advanced

■ Below Basic □ Basic ▒ Proficient ■ Advanced

### SCIENCE – GRADE 4 (2009)



### SCIENCE – GRADE 8 (2011)



% Below Basic | % Basic, Proficient, and Advanced

■ Below Basic □ Basic ▒ Proficient ■ Advanced

## SC PERFORMANCE VISION

*By 2020 all students will graduate with the knowledge and skills necessary to compete successfully in the global economy, participate in a democratic society and contribute positively as members of families and communities.*

### Abbreviations Key

N/A Not Applicable N/AV Not Available N/C Not Collected N/R Not Reported I/S Insufficient Sample TBD To be determined

# Petersburg Primary [Chesterfield County]

## SCHOOL PROFILE

	Our School	Change from Last Year	Primary Schools with Students Like Ours	Median Primary School
<b>Students (n=396)</b>				
Retention rate	1.5%	Down from 1.8%	3.5%	2.3%
Attendance rate	95.4%	Down from 95.8%	95.2%	95.5%
With disabilities	7.2%	N/A	11.6%	10.4%
Older than usual for grade	1.8%	N/A	1.7%	1.1%
<b>Teachers (n=26)</b>				
Teachers with advanced degrees	50.0%	Down from 56.0%	59.4%	61.3%
Continuing contract teachers	65.4%	Down from 76.0%	77.8%	84.1%
Teachers returning from previous year	91.8%	Up from 90.9%	88.5%	90.0%
Teacher attendance rate	92.8%	Down from 94.9%	95.2%	94.9%
Average teacher salary*	\$45,656	Down 1.7%	\$45,335	\$47,358
Classes not taught by highly qualified teachers	0.0%	No Change	0.0%	0.0%
Professional development days/teacher	25.2 days	Down from 27.6 days	11.0 days	12.5 days
<b>School</b>				
Principal's years at school	11.0	Up from 10.0	6.0	6.0
Student-teacher ratio in core subjects	21.3 to 1	Down from 22.0 to 1	20.6 to 1	21.3 to 1
Prime instructional time	86.4%	Down from 88.5%	89.4%	89.1%
Opportunities in the arts	Good	No Change	Good	Good
SACS accreditation	Yes	No Change	Yes	Yes
Character development program	Excellent	No Change	Excellent	Excellent
Dollars spent per pupil**	\$6,743	Down 10.7%	\$6,939	\$6,939
Percent of expenditures for instruction**	68.0%	Down from 70.1%	68.0%	69.0%
Percent of expenditures for teacher salaries**	66.0%	Down from 66.7%	65.0%	66.0%
ESEA composite index score	99.2	Up from 90.3	63.0	85.3

\* Length of contract = 185+ days.

\*\* Prior year audited financial data available.

## EVALUATION RESULTS

	Teachers
Number of surveys returned	18
Percent satisfied with learning environment	100%
Percent satisfied with social and physical environment	94.5%
Percent satisfied with school-home relations	83.3%

## REPORT OF PRINCIPAL AND SCHOOL IMPROVEMENT COUNCIL

At Petersburg Primary School, our mission is to provide all students with a strong foundation for lifelong learning. The Southern Association of Colleges and Schools accredits Petersburg Primary.

All of our teachers participated in extensive professional development. These topics included: test data analysis, Common Core Curriculum ELA and Mathematics Standards Implementation and early literacy strategies. Teachers and paraprofessionals work in collaborative teams planning and implementing instructional strategies to improve student academic performance. In order to meet the challenges as reflected by the annual school report card, our school will continue to engage in quality classroom instruction with emphasis being placed on extensive use of standards based curriculum strategies in literacy and mathematics. Eight of our teachers are National Board Certified. Student recognition included the Governor's Reading Honor Roll, nine week honor roll, Students of the Month and the Governor's citizenship award.

The PTO and the school planned various opportunities for families to visit our school. These special events included Muffins for Mom, Doughnuts for Dad, Book fairs, Art Shows, Breakfast and lunch with your Children, Family Literacy Night and an RTI parenting Workshop.

Petersburg Primary is supported by our parents, businesses, and community leaders through PTO, School Improvement Council, Volunteer Program, Mentoring Program, Student Recognition Program, Title I Planning Committee, and the Arts in Education Program. At Petersburg Primary School, we set high standards and exemplary academic endeavors for all of our students as we strive for excellence in education.

Marcus Sutton, Principal  
Grace Baker, School Improvement Chairperson

Comprehensive detail, including definitions of ratings, performance criteria, and explanations of status, is available on [www.ed.sc.gov](http://www.ed.sc.gov) and [www.eoc.sc.gov](http://www.eoc.sc.gov) as well as school and school district websites.

Printed versions are available from school districts upon request.

### Abbreviations Key

N/A Not Applicable N/AV Not Available N/C Not Collected N/R Not Reported I/S Insufficient Sample TBD To be determined  
NI Newly Identified CSI Continuing School Improvement CA Corrective Action RP Plan to Restructure R Restructure DELAY School Improvement Status HOLD School Improvement Status