

SC Annual School Report Card Summary

Cheraw Primary
 Chesterfield County
 Grades: PK-2 Enrollment: 505
 Principal: Melisa Little
 Superintendent: J. Harrison Goodwin, Ed. D.
 Board Chair: James N. Sweeney

PERFORMANCE

Comprehensive detail, including definitions of ratings, performance criteria, and explanations of status, is available on www.ed.sc.gov and www.eoc.sc.gov as well as school and school district websites. Printed versions are available from school districts upon request.

YEAR	ABSOLUTE RATING	GROWTH RATING	PALMETTO GOLD AND SILVER AWARD		ESEA/FEDERAL ACCOUNTABILITY RATING SYSTEM	
			General Performance	Closing the Gap	ESEA Grade	Accountability Indicator
2013	Excellent	Excellent	TBD	TBD	B	N/A
2012	Excellent	Good	N/A	N/A	B	N/A
2011	Excellent	Good	N/A	N/A	Met	RP-DELAY

ABSOLUTE RATING OF PRIMARY SCHOOLS WITH STUDENTS LIKE OURS*

EXCELLENT	GOOD	AVERAGE	BELOW AVERAGE	AT-RISK
11	2	0	0	0

*Ratings are calculated with data available by 11/15/2013. Schools with Students Like Ours are Primary Schools with Poverty Indices of no more than 5% above or below the index for this school.

PRIME INSTRUCTIONAL TIME

Our School	Median Primary School
90.7%	89.1%

STUDENT-TEACHER RATIO IN CORE SUBJECTS

Our School	Median Primary School
19.2 to 1	21.3 to 1

TEACHERS WITH ADVANCED DEGREES

Our School	Median Primary School
85.7%	61.3%

TEACHERS RETURNING FROM PREVIOUS YEAR

Our School	Median Primary School
93.8%	90.0%

PERCENT OF PARENTS ATTENDING CONFERENCES

Our School	Median Primary School
100.0%	100.0%

DAYS OF PROFESSIONAL DEVELOPMENT*

Our School	Median Primary School
1.1 days	10.4 days

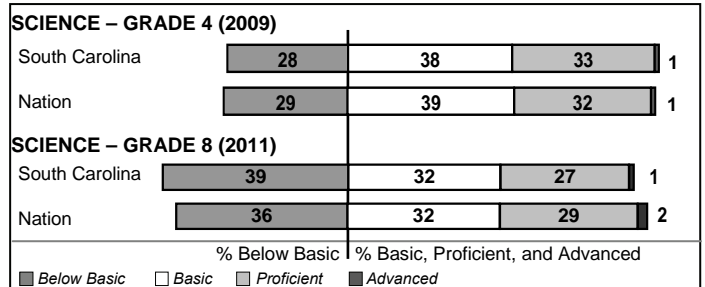
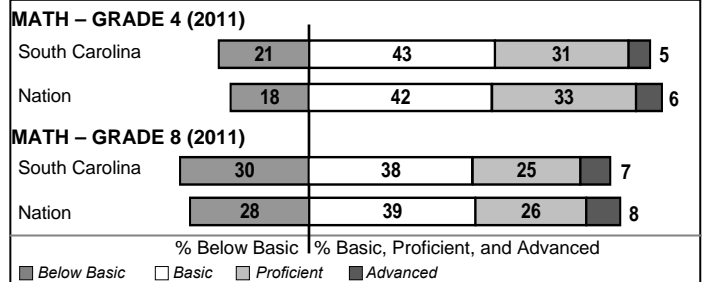
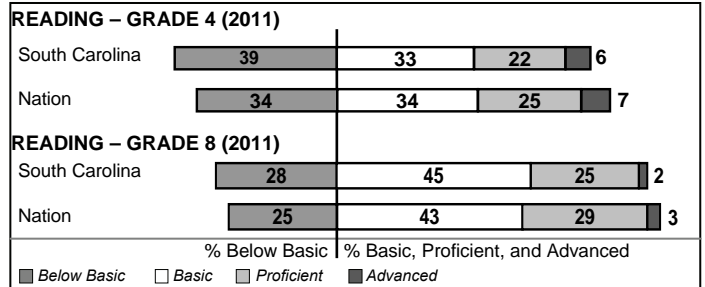
*Professional development days should be devoted exclusively to knowledge and skills in working with children less than eight years old.

Types Of Accreditation (More Than One May Apply)

	Not pursuing accreditation
X	Conducting a self-study
X	South Carolina Department of Education
X	Southern Association of Colleges and Schools
X	American Montessori Society
X	National Association for the Education of Young Children

NAEP PERFORMANCE*

* Performance reported for SC and nation, data not available at school level. Percentages at NAEP Achievement Levels.



SC PERFORMANCE VISION

By 2020 all students will graduate with the knowledge and skills necessary to compete successfully in the global economy, participate in a democratic society and contribute positively as members of families and communities.

Abbreviations Key

N/A Not Applicable N/AV Not Available N/C Not Collected N/R Not Reported I/S Insufficient Sample TBD To be determined

Cheraw Primary [Chesterfield County]

SCHOOL PROFILE

	Our School	Change from Last Year	Primary Schools with Students Like Ours	Median Primary School
Students (n=505)				
Retention rate	1.0%	Down from 1.3%	2.3%	2.3%
Attendance rate	95.9%	No Change	95.0%	95.5%
With disabilities	6.2%	N/A	12.3%	10.4%
Older than usual for grade	0.5%	N/A	0.8%	1.1%
Teachers (n=35)				
Teachers with advanced degrees	85.7%	No Change	61.8%	61.3%
Continuing contract teachers	97.1%	Down from 100.0%	83.3%	84.1%
Teachers returning from previous year	93.8%	Up from 92.0%	88.5%	90.0%
Teacher attendance rate	96.0%	Up from 95.4%	95.2%	94.9%
Average teacher salary*	\$50,787	Up 4.5%	\$47,364	\$47,358
Classes not taught by highly qualified teachers	0.0%	No Change	0.0%	0.0%
Professional development days/teacher	3.1 days	Down from 3.2 days	14.4 days	12.5 days
School				
Principal's years at school	3.0	Up from 2.0	6.0	6.0
Student-teacher ratio in core subjects	19.2 to 1	Up from 17.5 to 1	22.7 to 1	21.3 to 1
Prime instructional time	90.7%	Up from 90.2%	88.4%	89.1%
Opportunities in the arts	Good	No Change	Good	Good
SACS accreditation	Yes	No Change	Yes	Yes
Character development program	Excellent	No Change	Excellent	Excellent
Dollars spent per pupil**	\$8,339	Up 9.9%	\$7,014	\$6,939
Percent of expenditures for instruction**	70.0%	Down from 70.6%	68.5%	69.0%
Percent of expenditures for teacher salaries**	68.0%	Down from 68.1%	65.5%	66.0%
ESEA composite index score	84.8	Down from 89.9	68.3	85.3

* Length of contract = 185+ days.

** Prior year audited financial data available.

REPORT OF PRINCIPAL AND SCHOOL IMPROVEMENT COUNCIL

At Cheraw Primary School, our mission is to provide a positive, challenging, and enriched school environment that allows staff, parents, and the community to prepare students for the future. Cheraw Primary is accredited by the Southern Association of Colleges and Schools. Cheraw Primary is a Response to Intervention Demonstration Site. This research-based professional development initiative focuses on analyzing data to inform instruction, appropriate use of assessment, and implementing effective literacy practices. Cheraw Primary participated in the Summer Reading Project sponsored by the South Carolina Department of Education. This initiative provided each student with nine books to add to their personal libraries. This is wonderful opportunity for our students to improve their fluency, stamina, and comprehension during the summer.

All of our teachers have participated in staff development in the areas of literacy, writing, mathematics, science, character education, and comprehensive health education. Sue Cox, math consultant, conducted a series of workshops on creating assessments and data analysis. Cheraw Primary continued its Character Education Program by promoting life skills and civic responsibilities. Seven teachers are National Board Certified.

Parents, business, and community leaders supported our school through PTO, School Improvement Council, and a Volunteer Tutorial Program. Cheraw Primary School consistently promotes its thriving volunteer program by logging many productive hours each year.

Our school participated in service projects which included collecting non-perishable items for the McArn Food Bank and supporting Relay for Life. Our dedicated faculty and staff have worked diligently to create an environment that promotes student success. As reflected in our school motto, "We Just Can't Hide Our Papoose Pride."

Melisa Little, Principal

Charles Redfearn, Chair of School Improvement Council

EVALUATION RESULTS

	Teachers
Number of surveys returned	27
Percent satisfied with learning environment	96.3%
Percent satisfied with social and physical environment	96.1%
Percent satisfied with school-home relations	92.6%

Comprehensive detail, including definitions of ratings, performance criteria, and explanations of status, is available on www.ed.sc.gov and www.eoc.sc.gov as well as school and school district websites.

Printed versions are available from school districts upon request.

Abbreviations Key

N/A Not Applicable N/AV Not Available N/C Not Collected N/R Not Reported I/S Insufficient Sample TBD To be determined

NI Newly Identified CSI Continuing School Improvement CA Corrective Action RP Plan to Restructure R Restructure DELAY School Improvement Status HOLD School Improvement Status