

SC Annual School Report Card Summary

Blacksburg Primary School
Cherokee
Grades: PK-2 Enrollment: 333
Principal: Deborah A. Hamrick
Superintendent: Dr. Quincie L. Moore
Board Chair: Mike Ellis

PERFORMANCE

Comprehensive detail, including definitions of ratings, performance criteria, and explanations of status, is available on www.ed.sc.gov and www.eoc.sc.gov as well as school and school district websites. Printed versions are available from school districts upon request.

YEAR	ABSOLUTE RATING	GROWTH RATING	PALMETTO GOLD AND SILVER AWARD		ESEA/FEDERAL ACCOUNTABILITY RATING SYSTEM	
			General Performance	Closing the Gap	ESEA Grade	Accountability Indicator
2013	Excellent	Good	TBD	TBD	A	N/A
2012	Excellent	Good	N/A	N/A	C	N/A
2011	Excellent	Good	N/A	N/A	Not Met	N/A

ABSOLUTE RATING OF PRIMARY SCHOOLS WITH STUDENTS LIKE OURS*

EXCELLENT	GOOD	AVERAGE	BELOW AVERAGE	AT-RISK
8	2	0	0	0

*Ratings are calculated with data available by 11/15/2013. Schools with Students Like Ours are Primary Schools with Poverty Indices of no more than 5% above or below the index for this school.

PRIME INSTRUCTIONAL TIME

Our School	Median Primary School
90.7%	89.1%

STUDENT-TEACHER RATIO IN CORE SUBJECTS

Our School	Median Primary School
23.0 to 1	21.3 to 1

TEACHERS WITH ADVANCED DEGREES

Our School	Median Primary School
70.8%	61.3%

TEACHERS RETURNING FROM PREVIOUS YEAR

Our School	Median Primary School
83.2%	90.0%

PERCENT OF PARENTS ATTENDING CONFERENCES

Our School	Median Primary School
99.9%	100.0%

DAYS OF PROFESSIONAL DEVELOPMENT*

Our School	Median Primary School
27.4 days	10.4 days

*Professional development days should be devoted exclusively to knowledge and skills in working with children less than eight years old.


Types Of Accreditation (More Than One May Apply)

	Not pursuing accreditation
	Conducting a self-study
X	South Carolina Department of Education
X	Southern Association of Colleges and Schools
	American Montessori Society
	National Association for the Education of Young Children

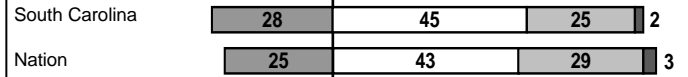
NAEP PERFORMANCE*

* Performance reported for SC and nation, data not available at school level. Percentages at NAEP Achievement Levels.

READING – GRADE 4 (2011)




READING – GRADE 8 (2011)




% Below Basic | % Basic, Proficient, and Advanced

■ Below Basic □ Basic ▒ Proficient ■ Advanced

MATH – GRADE 4 (2011)




MATH – GRADE 8 (2011)




% Below Basic | % Basic, Proficient, and Advanced

■ Below Basic □ Basic ▒ Proficient ■ Advanced

SCIENCE – GRADE 4 (2009)



SCIENCE – GRADE 8 (2011)



% Below Basic | % Basic, Proficient, and Advanced

■ Below Basic □ Basic ▒ Proficient ■ Advanced

SC PERFORMANCE VISION

By 2020 all students will graduate with the knowledge and skills necessary to compete successfully in the global economy, participate in a democratic society and contribute positively as members of families and communities.

Abbreviations Key

N/A Not Applicable N/AV Not Available N/C Not Collected N/R Not Reported I/S Insufficient Sample TBD To be determined

Blacksburg Primary School [Cherokee]

SCHOOL PROFILE

	Our School	Change from Last Year	Primary Schools with Students Like Ours	Median Primary School
Students (n=333)				
Retention rate	1.7%	Down from 2.0%	1.6%	2.3%
Attendance rate	95.4%	Down from 95.7%	95.5%	95.5%
With disabilities	8.3%	N/A	10.8%	10.4%
Older than usual for grade	0.9%	N/A	0.8%	1.1%
Teachers (n=24)				
Teachers with advanced degrees	70.8%	Down from 80.0%	63.0%	61.3%
Continuing contract teachers	70.8%	Down from 80.0%	84.0%	84.1%
Teachers returning from previous year	83.2%	Down from 85.8%	90.4%	90.0%
Teacher attendance rate	96.5%	Up from 93.3%	93.7%	94.9%
Average teacher salary*	\$45,110	Down 4.2%	\$48,792	\$47,358
Classes not taught by highly qualified teachers	0.0%	No Change	0.0%	0.0%
Professional development days/teacher	29.4 days	Up from 25.4 days	15.6 days	12.5 days
School				
Principal's years at school	3.0	Up from 2.0	3.5	6.0
Student-teacher ratio in core subjects	23.0 to 1	Up from 22.6 to 1	22.7 to 1	21.3 to 1
Prime instructional time	90.7%	Up from 88.0%	88.5%	89.1%
Opportunities in the arts	Good	No Change	Good	Good
SACS accreditation	Yes	No Change	Yes	Yes
Character development program	Excellent	No Change	Excellent	Excellent
Dollars spent per pupil**	\$6,218	Down 6.2%	\$7,057	\$6,939
Percent of expenditures for instruction**	69.0%	Down from 72.1%	70.0%	69.0%
Percent of expenditures for teacher salaries**	67.0%	Down from 70.1%	67.0%	66.0%
ESEA composite index score	97.2	Up from 70.8	74.8	85.3

* Length of contract = 185+ days.

** Prior year audited financial data available.

REPORT OF PRINCIPAL AND SCHOOL IMPROVEMENT COUNCIL

Blacksburg Primary School continues to be a school where learning is our number one goal. We are proud of our students. Due to new state guidelines we received a C rating this year. We continue to provide students a pleasant and conducive school atmosphere for learning and growing to each individual's potential. This year's focus was on literacy and fluency of math facts. Our teachers are committed to teaching all students to be successful in math and reading. We strive to engage students using the best instructional practices and challenging experiences while creating a safe and nurturing environment. Our goal at BPS is to provide multi-sensory instruction and developmentally appropriate activities for all of our students. We believe a foundation for education is built at the primary level and that these years are of utmost importance to the success of our students. Teachers devote time to participate after school in Professional Learning Communities to learn new strategies to use in the classroom. We focus on reading, writing, math, integrated curriculum, differentiated instruction, response to intervention, and character education. We continually provide staff development that focuses on developmentally appropriate activities to meet the social/emotional needs of primary children.

Technology continues to be used in our reading room with Nooks, Kindles, DSI's and IPOD's so children can become better readers using current technology. Teachers also use current technology in the classroom daily to facilitate instruction.

Our PTO and SIC work closely to provide incentives for our student. They provide funding for grade level field trip yearly, a special lunch for our staff during Teacher Appreciation Week and are working to raise funds to cover our main walkway to the entrance of our building. We appreciate all our PTO and SIC members do along with the help and support of our parents to make our school a great school!

Mrs. Melinda Moore is our Teacher of the Year. Mrs. Cassie Turner is our Support Staff Employee of the Year. Mrs. Ashley Benton was our Reading Teacher of the Year. All of our teachers are highly qualified and we have two National Board Certified teachers.

As we look to the 2013-2014 school year, we will make it a priority to ensure that children receive a strong beginning to their educational career in the safest environment possible. We are proud of the progress of our students! We especially would like to thank the community, parents, staff and students who made the 2012-2013 school year a great one with lifelong memories. We are focused and committed to the success of our students.

Deborah A. Hamrick, Principal
Kristen McLain, SIC Chair

EVALUATION RESULTS

	Teachers
Number of surveys returned	24
Percent satisfied with learning environment	87.5%
Percent satisfied with social and physical environment	95.8%
Percent satisfied with school-home relations	70.8%

Comprehensive detail, including definitions of ratings, performance criteria, and explanations of status, is available on www.ed.sc.gov and www.eoc.sc.gov as well as school and school district websites.

Printed versions are available from school districts upon request.

Abbreviations Key

N/A Not Applicable N/AV Not Available N/C Not Collected N/R Not Reported I/S Insufficient Sample TBD To be determined

NI Newly Identified CSI Continuing School Improvement CA Corrective Action RP Plan to Restructure R Restructure DELAY School Improvement Status HOLD School Improvement Status