

SC Annual School Report Card Summary

Midland Park Primary School
 Charleston
 Grades: PK-1 Enrollment: 339
 Principal: Elizabeth McCraw
 Superintendent: Dr. Nancy J. McGinley
 Board Chair: Mrs. Cindy Bohn Coats

PERFORMANCE

Comprehensive detail, including definitions of ratings, performance criteria, and explanations of status, is available on www.ed.sc.gov and www.eoc.sc.gov as well as school and school district websites. Printed versions are available from school districts upon request.

YEAR	ABSOLUTE RATING	GROWTH RATING	PALMETTO GOLD AND SILVER AWARD		ESEA/FEDERAL ACCOUNTABILITY RATING SYSTEM	
			General Performance	Closing the Gap	ESEA Grade	Accountability Indicator
2013	N/A	N/A	TBD	TBD	D	N/A
2012	N/A	N/A	N/A	N/A	D	N/A
2011	N/A	N/A	N/A	N/A	Met	N/A

ABSOLUTE RATING OF PRIMARY SCHOOLS WITH STUDENTS LIKE OURS*

EXCELLENT	GOOD	AVERAGE	BELOW AVERAGE	AT-RISK
7	2	0	0	0

*Ratings are calculated with data available by 11/15/2013. Schools with Students Like Ours are Primary Schools with Poverty Indices of no more than 5% above or below the index for this school.

PRIME INSTRUCTIONAL TIME

Our School	Median Primary School
91.0%	89.1%

STUDENT-TEACHER RATIO IN CORE SUBJECTS

Our School	Median Primary School
19.8 to 1	21.3 to 1

TEACHERS WITH ADVANCED DEGREES

Our School	Median Primary School
51.3%	61.3%

TEACHERS RETURNING FROM PREVIOUS YEAR

Our School	Median Primary School
N/A	90.0%

PERCENT OF PARENTS ATTENDING CONFERENCES

Our School	Median Primary School
65.7%	100.0%

DAYS OF PROFESSIONAL DEVELOPMENT*

Our School	Median Primary School
10.8 days	10.4 days

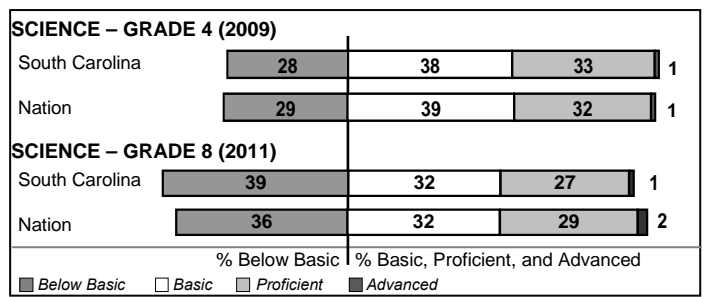
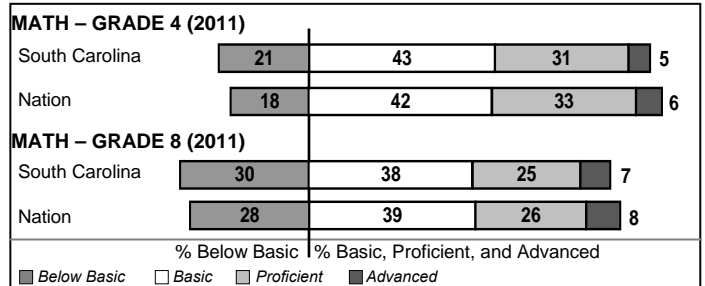
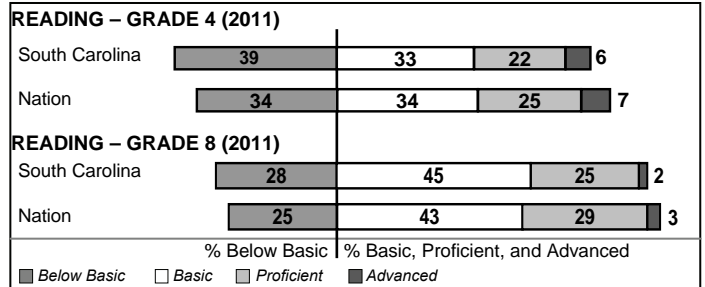
*Professional development days should be devoted exclusively to knowledge and skills in working with children less than eight years old.

Types Of Accreditation (More Than One May Apply)

Not pursuing accreditation
Conducting a self-study
South Carolina Department of Education
Southern Association of Colleges and Schools
American Montessori Society
National Association for the Education of Young Children

NAEP PERFORMANCE*

* Performance reported for SC and nation, data not available at school level. Percentages at NAEP Achievement Levels.



SC PERFORMANCE VISION

By 2020 all students will graduate with the knowledge and skills necessary to compete successfully in the global economy, participate in a democratic society and contribute positively as members of families and communities.

Midland Park Primary School [Charleston]

SCHOOL PROFILE

	Our School	Change from Last Year	Primary Schools with Students Like Ours	Median Primary School
Students (n=339)				
Retention rate	0.0%	Down from 0.3%	3.2%	2.3%
Attendance rate	95.6%	Down from 95.9%	95.3%	95.5%
With disabilities	5.4%	N/A	10.9%	10.4%
Older than usual for grade	0.0%	N/A	1.6%	1.1%
Teachers (n=39)				
Teachers with advanced degrees	51.3%	Down from 51.4%	59.3%	61.3%
Continuing contract teachers	51.3%	Down from 71.4%	77.8%	84.1%
Teachers returning from previous year	N/A	N/A	88.5%	90.0%
Teacher attendance rate	95.5%	Down from 97.5%	95.2%	94.9%
Average teacher salary*	\$43,068	Down 2.3%	\$45,191	\$47,358
Classes not taught by highly qualified teachers	1.2%	Down from 3.1%	0.0%	0.0%
Professional development days/teacher	10.8 days	Up from 4.6 days	10.8 days	12.5 days
School				
Principal's years at school	3.0	Up from 2.0	6.0	6.0
Student-teacher ratio in core subjects	19.8 to 1	Down from 20.1 to 1	20.6 to 1	21.3 to 1
Prime instructional time	91.0%	Down from 93.2%	89.5%	89.1%
Opportunities in the arts	Good	Up from Poor	Good	Good
SACS accreditation	No	No Change	Yes	Yes
Character development program	Good	No Change	Excellent	Excellent
Dollars spent per pupil**	\$11,074	Up 36.3%	\$7,115	\$6,939
Percent of expenditures for instruction**	63.0%	Down from 65.4%	67.5%	69.0%
Percent of expenditures for teacher salaries**	61.0%	Down from 63.9%	64.5%	66.0%
ESEA composite index score	63.0	Up from 60.8	62.9	85.3

* Length of contract = 185+ days.

** Prior year audited financial data available.

EVALUATION RESULTS

	Teachers
Number of surveys returned	N/A
Percent satisfied with learning environment	N/A
Percent satisfied with social and physical environment	N/A
Percent satisfied with school-home relations	N/A

REPORT OF PRINCIPAL AND SCHOOL IMPROVEMENT COUNCIL

Midland Park Primary has a current enrollment of 625 students CD – 1st grade as well as our Early Head Start Program that serves students birth – 4 year olds. Our primary focus is to actively engage students in order to close the achievement gap and build a solid foundation to prepare students for on-time graduation. We have two Master Reading teachers and one associate reading teacher who worked with approximately 54 students in 1st grade and two kindergarten interventionists who work with 49 kindergarten students. In addition, we focused on increasing parental involvement, increasing school-to-home interactions, and enhancing classroom instructional strategies through ongoing staff development. All of our classrooms are now equipped with integrated SMART boards and document cameras.

Teacher teams met weekly to discuss the Common Core, Instructional Practices, and data gained from sources such as Common Assessments, Measures of Academic Progress, Dynamic Indicators of Basic Early Literacy Skills, established SMART goals, and refined Instructional Calendars. Our Core Team provided the guidance and framework for our Response to Interventions. Opportunities for parental involvement were established through the continuation of family nights, PTO events, Parent Literacy Events, Math Make and Take Workshops. Communications with parents were sent home in both English and Spanish to inform all parents of school activities. This was facilitated by our school translator. Our parents are always made to feel welcome and are often seen volunteering throughout the school. Our positive school climate allows our children to feel safe in a nurturing environment where they can reach their full potential. We continue to make daily decisions based on data. Our high expectations have resulted in exemplary performances from our teachers and our students. We are excited about our accomplishments and look forward to continued success at MPP where "Excellence is Our Standard."

Elizabeth McCraw, Principal
Johnson, SIC Chairperson

Jennifer

Comprehensive detail, including definitions of ratings, performance criteria, and explanations of status, is available on www.ed.sc.gov and www.eoc.sc.gov as well as school and school district websites.

Printed versions are available from school districts upon request.

Abbreviations Key

N/A Not Applicable N/AV Not Available N/C Not Collected N/R Not Reported I/S Insufficient Sample TBD To be determined
NI Newly Identified CSI Continuing School Improvement CA Corrective Action RP Plan to Restructure R Restructure DELAY School Improvement Status HOLD School Improvement Status