

SC Annual School Report Card Summary

Westview Primary School
 Berkeley County
 Grades: PK-2 Enrollment: 559
 Principal: Dr. Lucretia O. Carter
 Superintendent: Dr. Rodney Thompson
 Board Chair: Doug Cooper

PERFORMANCE

Comprehensive detail, including definitions of ratings, performance criteria, and explanations of status, is available on www.ed.sc.gov and www.eoc.sc.gov as well as school and school district websites. Printed versions are available from school districts upon request.

YEAR	ABSOLUTE RATING	GROWTH RATING	PALMETTO GOLD AND SILVER AWARD		ESEA/FEDERAL ACCOUNTABILITY RATING SYSTEM	
			General Performance	Closing the Gap	ESEA Grade	Accountability Indicator
2013	N/A	N/A	TBD	TBD	A	N/A
2012	N/A	N/A	N/A	N/A	A	N/A
2011	N/A	N/A	N/A	N/A	N/A	N/A

ABSOLUTE RATING OF PRIMARY SCHOOLS WITH STUDENTS LIKE OURS*

EXCELLENT	GOOD	AVERAGE	BELOW AVERAGE	AT-RISK
6	0	1	0	0

*Ratings are calculated with data available by 11/15/2013. Schools with Students Like Ours are Primary Schools with Poverty Indices of no more than 5% above or below the index for this school.

PRIME INSTRUCTIONAL TIME

Our School	Median Primary School
91.3%	89.1%

STUDENT-TEACHER RATIO IN CORE SUBJECTS

Our School	Median Primary School
20.5 to 1	21.3 to 1

TEACHERS WITH ADVANCED DEGREES

Our School	Median Primary School
62.5%	61.3%

TEACHERS RETURNING FROM PREVIOUS YEAR

Our School	Median Primary School
N/A	90.0%

PERCENT OF PARENTS ATTENDING CONFERENCES

Our School	Median Primary School
100.0%	100.0%

DAYS OF PROFESSIONAL DEVELOPMENT*

Our School	Median Primary School
7.6 days	10.4 days

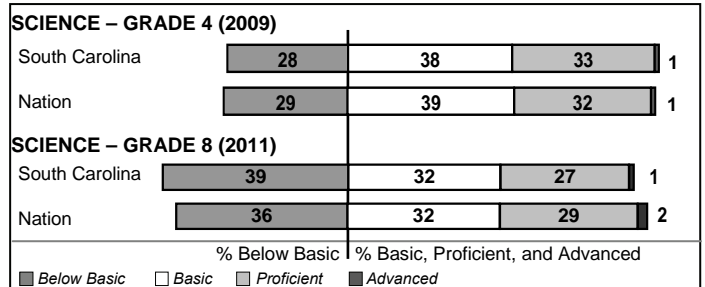
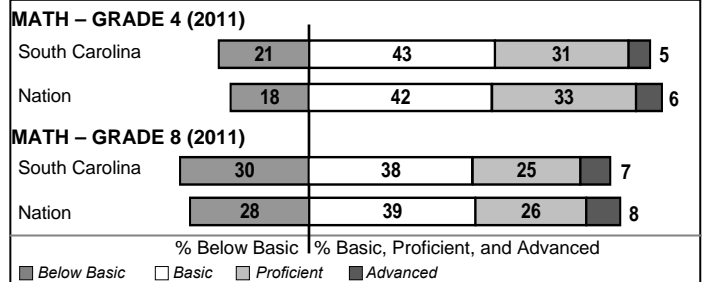
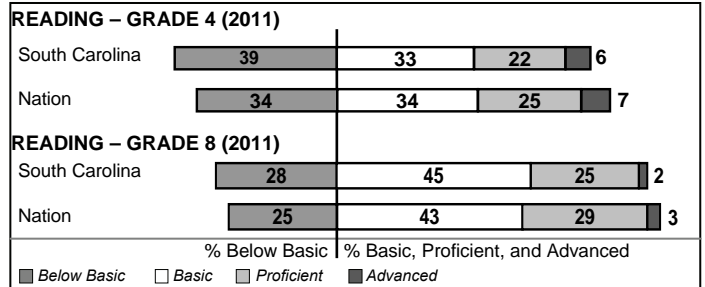
*Professional development days should be devoted exclusively to knowledge and skills in working with children less than eight years old.

Types Of Accreditation (More Than One May Apply)

	Not pursuing accreditation
	Conducting a self-study
X	South Carolina Department of Education
X	Southern Association of Colleges and Schools
	American Montessori Society
	National Association for the Education of Young Children

NAEP PERFORMANCE*

* Performance reported for SC and nation, data not available at school level. Percentages at NAEP Achievement Levels.



SC PERFORMANCE VISION

By 2020 all students will graduate with the knowledge and skills necessary to compete successfully in the global economy, participate in a democratic society and contribute positively as members of families and communities.

Abbreviations Key

N/A Not Applicable N/AV Not Available N/C Not Collected N/R Not Reported I/S Insufficient Sample TBD To be determined

Westview Primary School [Berkeley County]

SCHOOL PROFILE

	Our School	Change from Last Year	Primary Schools with Students Like Ours	Median Primary School
Students (n=559)				
Retention rate	4.9%	Up from 3.5%	2.6%	2.3%
Attendance rate	95.7%	Down from 95.8%	95.6%	95.5%
With disabilities	13.6%	N/A	11.5%	10.4%
Older than usual for grade	1.3%	N/A	1.3%	1.1%
Teachers (n=40)				
Teachers with advanced degrees	62.5%	Down from 65.1%	59.6%	61.3%
Continuing contract teachers	85.0%	Down from 93.0%	86.5%	84.1%
Teachers returning from previous year	N/A	N/A	88.1%	90.0%
Teacher attendance rate	96.3%	Up from 95.3%	94.6%	94.9%
Average teacher salary*	\$51,795	Up 0.0%	\$46,248	\$47,358
Classes not taught by highly qualified teachers	4.1%	Down from 5.2%	0.0%	0.0%
Professional development days/teacher	8.6 days	Down from 8.9 days	11.6 days	12.5 days
School				
Principal's years at school	12.0	Up from 10.0	8.0	6.0
Student-teacher ratio in core subjects	20.5 to 1	Down from 30.3 to 1	21.0 to 1	21.3 to 1
Prime instructional time	91.3%	Up from 90.8%	89.7%	89.1%
Opportunities in the arts	Good	No Change	Good	Good
SACS accreditation	Yes	No Change	Yes	Yes
Character development program	Excellent	No Change	Excellent	Excellent
Dollars spent per pupil**	\$7,502	Down 11.3%	\$6,842	\$6,939
Percent of expenditures for instruction**	74.0%	Up from 61.8%	69.0%	69.0%
Percent of expenditures for teacher salaries**	73.0%	Up from 60.6%	67.0%	66.0%
ESEA composite index score	98.4	Up from 92.5	94.8	85.3

* Length of contract = 185+ days.

** Prior year audited financial data available.

REPORT OF PRINCIPAL AND SCHOOL IMPROVEMENT COUNCIL

Westview Primary School opened its doors in 2002 and finished its 11th year. Beginning with the 2011-2012 school year, our grade level configuration changed. The new Pre-K through 2nd grade configuration aligns us with other primary schools in our district. This year we added two more Head Start classes, bringing our total to eight classes of three and four-year-old Head Start Students.

Our school includes 50 classrooms as well as a science lab, multi-purpose room, media center, music, art and speech rooms. The school has two state of the art computer labs. Students visit one lab on a weekly basis for instruction on keyboarding and time for review in math and language arts skills. This lab is also used for assessing second grade students using MAP (Measures of Academic Progress). The second lab is available for tutorial sessions for students identified as "at risk" in reading and/or math. This lab uses Success Maker software. Students are also able to read books and take Accelerated Reader tests to demonstrate their ability to comprehend what they have read. Our school participated in the "Roscoe Reads" program where our children are rewarded for the AR points they earn with books and an ice cream party. For the final nine weeks, all of our 2nd grade students earned enough AR points to attend the party. Students with the most AR points were also entered in a drawing for a bicycle.

Twelve teachers at Westview Primary School are now National Board Certified. Our teachers are trained in Balanced Literacy, Common Core State Standards, Common Assessments, "Six Plus One" Writing and Foss Science Kits. Teachers in kindergarten, first and second grade have been trained in and use DRA (Developmental Reading Assessment) and AIMS Web to assess the reading, literacy, and math skills of their students. We have interactive SmartBoards in all of our instructional areas, and our teachers have all been trained to use this instructional technology tool. WVP has been recognized by the State Department of Education with the Palmetto Silver Award and as a Red Carpet School.

Parent involvement is especially critical at our level. The PTA and School Improvement Council continue to work with us to provide a safe and nurturing learning environment for our students. Our school has both Before/After School and Summer Camp Programs. Funds from these programs and our PTA are used to support fine arts programs that are presented throughout the year. Local and national artists spend time with our students sharing their talents and making connections between their areas of expertise and curriculum standards in ELA, Mathematics, Science and Social Studies. Funds from these programs were also used to provide playground equipment, safe fall zones, and to construct an outdoor pavilion which is used by our teachers for various learning activities. Students at Westview Primary School participate in a variety of programs such as Kids Who Care, Special Olympics, Jump Rope for Heart and a Bicycle Safety Rodeo. This year our school applied for and received a "Fuel Up to 60" Grant to encourage healthier eating and activity choices. Our Special Education Department received a grant that allowed us to hold our own Special Olympics Day.

Lucretia O. Carter, Principal,
Jessica Reno, SIC Chairperson

EVALUATION RESULTS

	Teachers
Number of surveys returned	26
Percent satisfied with learning environment	100%
Percent satisfied with social and physical environment	100%
Percent satisfied with school-home relations	88.4%

Comprehensive detail, including definitions of ratings, performance criteria, and explanations of status, is available on www.ed.sc.gov and www.eoc.sc.gov as well as school and school district websites.

Printed versions are available from school districts upon request.

Abbreviations Key

N/A Not Applicable N/AV Not Available N/C Not Collected N/R Not Reported I/S Insufficient Sample TBD To be determined
NI Newly Identified CSI Continuing School Improvement CA Corrective Action RP Plan to Restructure R Restructure DELAY School Improvement Status HOLD School Improvement Status