

SC Annual School Report Card Summary

Sangaree Elementary School
 Berkeley County
 Grades: PK-2 Enrollment: 724
 Principal: Alan L. Wilson
 Superintendent: Dr. Rodney Thompson
 Board Chair: Doug Cooper

PERFORMANCE

Comprehensive detail, including definitions of ratings, performance criteria, and explanations of status, is available on www.ed.sc.gov and www.eoc.sc.gov as well as school and school district websites. Printed versions are available from school districts upon request.

YEAR	ABSOLUTE RATING	GROWTH RATING	PALMETTO GOLD AND SILVER AWARD		ESEA/FEDERAL ACCOUNTABILITY RATING SYSTEM	
			General Performance	Closing the Gap	ESEA Grade	Accountability Indicator
2013	Excellent	Good	TBD	TBD	A	N/A
2012	Excellent	Good	N/A	N/A	A	N/A
2011	Excellent	Excellent	N/A	N/A	Met	N/A

ABSOLUTE RATING OF PRIMARY SCHOOLS WITH STUDENTS LIKE OURS*

EXCELLENT	GOOD	AVERAGE	BELOW AVERAGE	AT-RISK
7	1	1	0	0

*Ratings are calculated with data available by 11/15/2013. Schools with Students Like Ours are Primary Schools with Poverty Indices of no more than 5% above or below the index for this school.

PRIME INSTRUCTIONAL TIME

Our School	Median Primary School
89.1%	89.1%

STUDENT-TEACHER RATIO IN CORE SUBJECTS

Our School	Median Primary School
20.7 to 1	21.3 to 1

TEACHERS WITH ADVANCED DEGREES

Our School	Median Primary School
58.7%	61.3%

TEACHERS RETURNING FROM PREVIOUS YEAR

Our School	Median Primary School
84.5%	90.0%

PERCENT OF PARENTS ATTENDING CONFERENCES

Our School	Median Primary School
100.0%	100.0%

DAYS OF PROFESSIONAL DEVELOPMENT*

Our School	Median Primary School
9.4 days	10.4 days

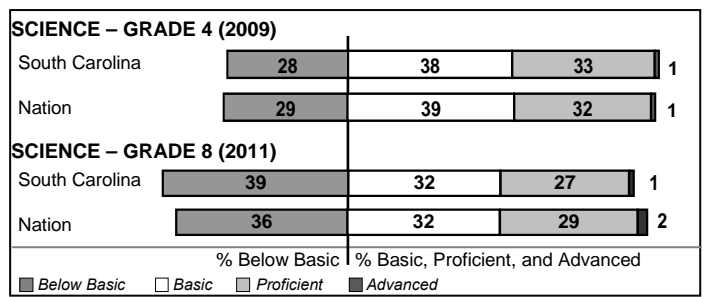
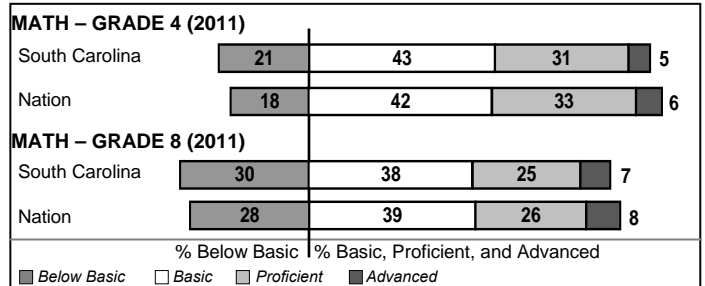
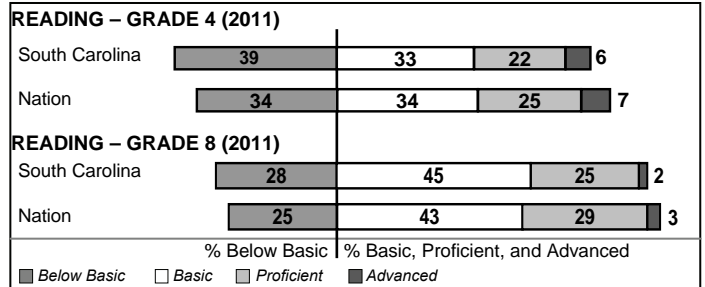
*Professional development days should be devoted exclusively to knowledge and skills in working with children less than eight years old.

Types Of Accreditation (More Than One May Apply)

	Not pursuing accreditation
	Conducting a self-study
X	South Carolina Department of Education
X	Southern Association of Colleges and Schools
	American Montessori Society
	National Association for the Education of Young Children

NAEP PERFORMANCE*

* Performance reported for SC and nation, data not available at school level. Percentages at NAEP Achievement Levels.



SC PERFORMANCE VISION

By 2020 all students will graduate with the knowledge and skills necessary to compete successfully in the global economy, participate in a democratic society and contribute positively as members of families and communities.

Abbreviations Key

N/A Not Applicable N/AV Not Available N/C Not Collected N/R Not Reported I/S Insufficient Sample TBD To be determined

Sangaree Elementary School [Berkeley County]

SCHOOL PROFILE

	Our School	Change from Last Year	Primary Schools with Students Like Ours	Median Primary School
Students (n=724)				
Retention rate	3.2%	No Change	3.0%	2.3%
Attendance rate	95.6%	Down from 95.8%	95.7%	95.5%
With disabilities	9.8%	N/A	12.5%	10.4%
Older than usual for grade	1.5%	N/A	1.4%	1.1%
Teachers (n=46)				
Teachers with advanced degrees	58.7%	Up from 56.3%	57.8%	61.3%
Continuing contract teachers	73.9%	Up from 64.6%	84.6%	84.1%
Teachers returning from previous year	84.5%	Down from 87.6%	90.4%	90.0%
Teacher attendance rate	93.8%	Down from 96.7%	94.9%	94.9%
Average teacher salary*	\$45,031	Down 0.2%	\$48,636	\$47,358
Classes not taught by highly qualified teachers	0.0%	No Change	0.0%	0.0%
Professional development days/teacher	10.0 days	Up from 7.7 days	11.6 days	12.5 days
School				
Principal's years at school	14.0	Up from 13.0	9.0	6.0
Student-teacher ratio in core subjects	20.7 to 1	Down from 21.4 to 1	21.8 to 1	21.3 to 1
Prime instructional time	89.1%	Down from 92.4%	89.4%	89.1%
Opportunities in the arts	Good	No Change	Good	Good
SACS accreditation	Yes	No Change	Yes	Yes
Character development program	Good	No Change	Excellent	Excellent
Dollars spent per pupil**	\$5,586	Down 14.6%	\$6,842	\$6,939
Percent of expenditures for instruction**	69.0%	Up from 62.2%	71.0%	69.0%
Percent of expenditures for teacher salaries**	67.0%	Up from 61.1%	68.0%	66.0%
ESEA composite index score	93.8	Down from 95.8	93.5	85.3

* Length of contract = 185+ days.

** Prior year audited financial data available.

EVALUATION RESULTS

	Teachers
Number of surveys returned	18
Percent satisfied with learning environment	83.3%
Percent satisfied with social and physical environment	83.3%
Percent satisfied with school-home relations	83.3%

REPORT OF PRINCIPAL AND SCHOOL IMPROVEMENT COUNCIL

This year to improve student learning we focused on teacher training and early childhood instruction. Sangaree students do not take the PASS test so we are concentrating on developing fundamental skills that will be necessary for success in later grades.

The School Renewal Plan focuses on student learning, staff development and school climate. A new plan was developed in 2011, revised in 2012 and 2013 to include funds from Title I. The plan includes an after tutoring program for students in need of additional assistance and an in-school tutoring for students that are at risk of falling. We use data from multiple sources to assist teachers in monitoring student progress and to adjust instruction. The plan provides for professional development in teaching the common core standards and instructional strategies. A Curriculum Coach works with teachers on developing teaching strategies.

Ms. Gerri Gilchrist was selected Teacher of the Year by her colleagues. She states: We need thinkers, creators, and problem solvers, a society that cannot only understand information, but also devise new ways of using information. Educators must instill a love of learning, and the ability to think independently and creatively.

The participation in service learning has been outstanding. Multiple classes submitted Kids Who Care projects. Service learning projects were also done for the Animal Society and Veterans. The Jump Rope for Heart program at Sangaree, under the leadership of Ms. Tracy Orvin, has won the Top School Award from the American Heart Association as one of the top 20 schools in the state 5 times! We surpassed our goal of \$5,000 this year and raised \$7,037.00! We have raised a total of \$103,619.39 since 1999. Our goal is to have all students take part in a service learning project each year.

Sangaree Elementary School Counseling Program under the leadership of Ginger Hicks and Patricia Hinrichsen became a Recognized ASCA Model Program (RAMP) by the American School Counselor Association in 2013. This RAMP Award recognizes our school's commitment to deliver a comprehensive, data-driven school counseling program and enhancement of an exemplary educational environment aligned with the criteria set forth in the ASCA National Model. Sangaree Elementary is one of the 450 schools receiving this award since the program's inception in 2004. The PTA has held several fund raisers and activities. The PTA provided cultural programs for the students and playground equipment. Volunteers donated over three thousand hours last year.

Alan L. Wilson, Principal
Ginger Hicks, SIC, Chair

Comprehensive detail, including definitions of ratings, performance criteria, and explanations of status, is available on www.ed.sc.gov and www.eoc.sc.gov as well as school and school district websites.

Printed versions are available from school districts upon request.

Abbreviations Key

N/A Not Applicable N/AV Not Available N/C Not Collected N/R Not Reported I/S Insufficient Sample TBD To be determined
NI Newly Identified CSI Continuing School Improvement CA Corrective Action RP Plan to Restructure R Restructure DELAY School Improvement Status HOLD School Improvement Status