

SC Annual School Report Card Summary

Hilton Head Island Early Childhood Center
 Beaufort County
 Grades: PK-K Enrollment: 330
 Principal: Kim Bratt
 Superintendent: Dr. Jackie Rosswurm
 Board Chair: Bill Evans

PERFORMANCE

Comprehensive detail, including definitions of ratings, performance criteria, and explanations of status, is available on www.ed.sc.gov and www.eoc.sc.gov as well as school and school district websites. Printed versions are available from school districts upon request.

YEAR	ABSOLUTE RATING	GROWTH RATING	PALMETTO GOLD AND SILVER AWARD		ESEA/FEDERAL ACCOUNTABILITY RATING SYSTEM	
			General Performance	Closing the Gap	ESEA Grade	Accountability Indicator
2013	Good	At-Risk	TBD	TBD	A	N/A
2012	Excellent	Good	N/A	N/A	A	N/A
2011	Excellent	Good	N/A	N/A	Not Met	N/A

ABSOLUTE RATING OF PRIMARY SCHOOLS WITH STUDENTS LIKE OURS*

EXCELLENT	GOOD	AVERAGE	BELOW AVERAGE	AT-RISK
9	2	1	0	0

*Ratings are calculated with data available by 11/15/2013. Schools with Students Like Ours are Primary Schools with Poverty Indices of no more than 5% above or below the index for this school.

PRIME INSTRUCTIONAL TIME

Our School	Median Primary School
89.1%	89.1%

STUDENT-TEACHER RATIO IN CORE SUBJECTS

Our School	Median Primary School
23.2 to 1	21.3 to 1

TEACHERS WITH ADVANCED DEGREES

Our School	Median Primary School
39.3%	61.3%

TEACHERS RETURNING FROM PREVIOUS YEAR

Our School	Median Primary School
91.1%	90.0%

PERCENT OF PARENTS ATTENDING CONFERENCES

Our School	Median Primary School
98.9%	100.0%

DAYS OF PROFESSIONAL DEVELOPMENT*

Our School	Median Primary School
11.8 days	10.4 days

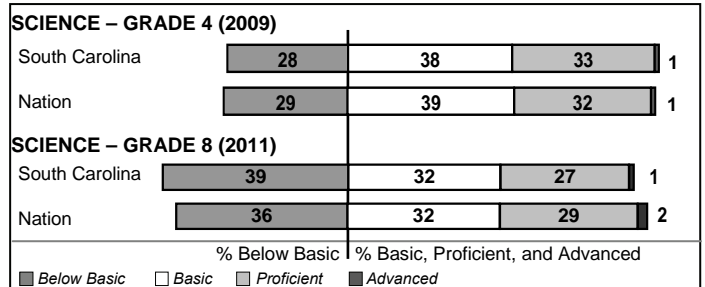
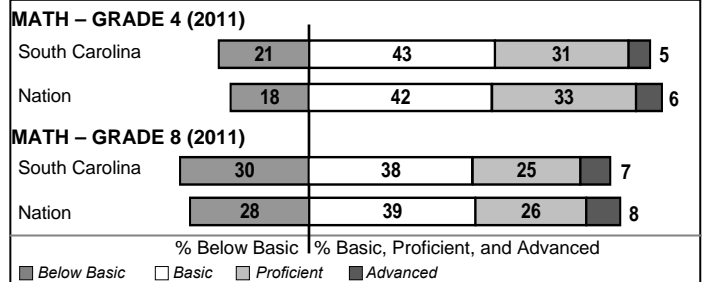
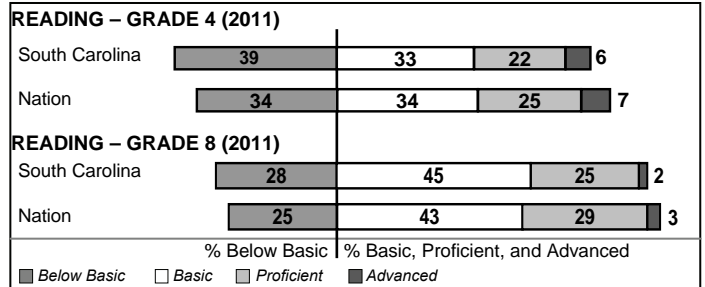
*Professional development days should be devoted exclusively to knowledge and skills in working with children less than eight years old.

Types Of Accreditation (More Than One May Apply)

	Not pursuing accreditation
	Conducting a self-study
X	South Carolina Department of Education
X	Southern Association of Colleges and Schools
	American Montessori Society
	National Association for the Education of Young Children

NAEP PERFORMANCE*

* Performance reported for SC and nation, data not available at school level. Percentages at NAEP Achievement Levels.



SC PERFORMANCE VISION

By 2020 all students will graduate with the knowledge and skills necessary to compete successfully in the global economy, participate in a democratic society and contribute positively as members of families and communities.

Abbreviations Key

N/A Not Applicable N/AV Not Available N/C Not Collected N/R Not Reported I/S Insufficient Sample TBD To be determined

Hilton Head Island Early Childhood Center [Beaufort County]

SCHOOL PROFILE

	Our School	Change from Last Year	Primary Schools with Students Like Ours	Median Primary School
Students (n=330)				
Retention rate	0.6%	Down from 3.5%	2.4%	2.3%
Attendance rate	96.1%	Down from 96.4%	95.7%	95.5%
With disabilities	3.5%	N/A	10.0%	10.4%
Older than usual for grade	0.2%	N/A	1.1%	1.1%
Teachers (n=28)				
Teachers with advanced degrees	39.3%	Down from 41.4%	60.7%	61.3%
Continuing contract teachers	78.6%	Down from 82.8%	85.3%	84.1%
Teachers returning from previous year	91.1%	Up from 90.9%	90.6%	90.0%
Teacher attendance rate	95.4%	Up from 94.5%	94.6%	94.9%
Average teacher salary*	\$51,065	Up 2.3%	\$48,636	\$47,358
Classes not taught by highly qualified teachers	4.9%	Up from 4.2%	0.0%	0.0%
Professional development days/teacher	19.1 days	Up from 17.2 days	13.3 days	12.5 days
School				
Principal's years at school	3.0	Up from 2.0	6.5	6.0
Student-teacher ratio in core subjects	23.2 to 1	Up from 22.2 to 1	22.2 to 1	21.3 to 1
Prime instructional time	89.1%	Down from 89.2%	89.2%	89.1%
Opportunities in the arts	Good	No Change	Good	Good
SACS accreditation	Yes	No Change	Yes	Yes
Character development program	Excellent	No Change	Excellent	Excellent
Dollars spent per pupil**	\$7,690	Down 1.9%	\$6,842	\$6,939
Percent of expenditures for instruction**	74.0%	Up from 73.2%	69.5%	69.0%
Percent of expenditures for teacher salaries**	72.0%	Up from 70.1%	67.0%	66.0%
ESEA composite index score	93.2	Down from 95.1	92.4	85.3

* Length of contract = 185+ days.

** Prior year audited financial data available.

EVALUATION RESULTS

	Teachers
Number of surveys returned	20
Percent satisfied with learning environment	90%
Percent satisfied with social and physical environment	100%
Percent satisfied with school-home relations	95.2%

REPORT OF PRINCIPAL AND SCHOOL IMPROVEMENT COUNCIL

Our mission of education at Hilton Head Island Early Childhood Center (HHIECC) is to create an environment rich in knowledge and resources which promotes curiosity, exploration and self-expression, and in which children are encouraged to become actively engaged in their own learning. We have a remarkable staff of collegial professionals who believe that all children can achieve success and we constantly strive to meet the individual needs of our diverse population of young students.

Teachers work diligently with individual children, small groups and whole group throughout the day to differentiate instruction. Student work is showcased throughout our building.

For the 2012-2013 school year our school continued to excel academically in both reading and math on the Measure of Academic Performance test. In May 2013, 83% of our students in reading scored on or above expected growth targets and 89% achieved this goal in math. The MAP test also showed that 85% of our students left our school on or above first grade level in reading and 87% in math left our school on or above first grade level. Technology is integrated into our classroom and instruction on a daily basis. Each classroom has a Smartboard, Mobi, three desktops, and four laptops for student use. Our students are actively using many online instructional tools in the classroom and at home to enhance their learning. Our teachers communicate with parents regularly through their updated websites, newsletters and conferences. We believe parental support and involvement is a crucial part of a young child's learning. Our parents are actively engaged in many activities throughout the day and evening with their children. Many parents attend our Math Nights, Hands-on Literacy Night, ESOL Nights and "What's Special about Specials?" night.

We are proud of our implementation of Positive Behavior Intervention Support (PBIS). We are completing our fifth year of implementation. The state awarded our school with a Ribbon Award for outstanding progress implementing our school-wide behavior program. We continue to support students to do their BEST: Be kind, demonstrate Effort, show Self Control, and build Teamwork in all areas of work each day. Students receive "Gotcha" cards when they are caught demonstrating appropriate behaviors. Our students love to attend celebrations throughout the school year that celebrate their success demonstrating these appropriate behaviors throughout the school.

Kim Bratt, Principal
Ann Finn, SIC Chair

Comprehensive detail, including definitions of ratings, performance criteria, and explanations of status, is available on www.ed.sc.gov and www.eoc.sc.gov as well as school and school district websites.

Printed versions are available from school districts upon request.

Abbreviations Key

N/A Not Applicable N/AV Not Available N/C Not Collected N/R Not Reported I/S Insufficient Sample TBD To be determined

NI Newly Identified CSI Continuing School Improvement CA Corrective Action RP Plan to Restructure R Restructure DELAY School Improvement Status HOLD School Improvement Status