

SC Annual School Report Card Summary

Homeland Park Primary School
Anderson 5
Grades: K-2 **Enrollment: 372**
Principal: Judy Lagerstrom
Superintendent: Betty Bagley
Board Chair: Rick Bradshaw

PERFORMANCE

Comprehensive detail, including definitions of ratings, performance criteria, and explanations of status, is available on www.ed.sc.gov and www.eoc.sc.gov as well as school and school district websites. Printed versions are available from school districts upon request.

YEAR	ABSOLUTE RATING	GROWTH RATING	PALMETTO GOLD AND SILVER AWARD		ESEA/FEDERAL ACCOUNTABILITY RATING SYSTEM	
			General Performance	Closing the Gap	ESEA Grade	Accountability Indicator
2013	N/A	N/A	TBD	TBD	N/A	N/A
2012	N/A	N/A	N/A	N/A	N/A	N/A
2011	N/A	N/A	Silver	N/A	N/A	N/A

ABSOLUTE RATING OF PRIMARY SCHOOLS WITH STUDENTS LIKE OURS*

EXCELLENT	GOOD	AVERAGE	BELOW AVERAGE	AT-RISK
5	2	0	0	0

*Ratings are calculated with data available by 11/15/2013. Schools with Students Like Ours are Primary Schools with Poverty Indices of no more than 5% above or below the index for this school.

PRIME INSTRUCTIONAL TIME

Our School	Median Primary School
89.5%	89.1%

STUDENT-TEACHER RATIO IN CORE SUBJECTS

Our School	Median Primary School
20.0 to 1	21.3 to 1

TEACHERS WITH ADVANCED DEGREES

Our School	Median Primary School
59.3%	61.3%

TEACHERS RETURNING FROM PREVIOUS YEAR

Our School	Median Primary School
N/A	90.0%

PERCENT OF PARENTS ATTENDING CONFERENCES

Our School	Median Primary School
86.7%	100.0%

DAYS OF PROFESSIONAL DEVELOPMENT*

Our School	Median Primary School
9.8 days	10.4 days

*Professional development days should be devoted exclusively to knowledge and skills in working with children less than eight years old.


Types Of Accreditation (More Than One May Apply)

	Not pursuing accreditation
	Conducting a self-study
X	South Carolina Department of Education
X	Southern Association of Colleges and Schools
	American Montessori Society
	National Association for the Education of Young Children


NAEP PERFORMANCE*

* Performance reported for SC and nation, data not available at school level. Percentages at NAEP Achievement Levels.

READING – GRADE 4 (2011)




READING – GRADE 8 (2011)




% Below Basic | % Basic, Proficient, and Advanced

MATH – GRADE 4 (2011)




MATH – GRADE 8 (2011)




% Below Basic | % Basic, Proficient, and Advanced

SCIENCE – GRADE 4 (2009)



SCIENCE – GRADE 8 (2011)



% Below Basic | % Basic, Proficient, and Advanced

SC PERFORMANCE VISION

By 2020 all students will graduate with the knowledge and skills necessary to compete successfully in the global economy, participate in a democratic society and contribute positively as members of families and communities.

Abbreviations Key

N/A Not Applicable N/AV Not Available N/C Not Collected N/R Not Reported I/S Insufficient Sample TBD To be determined

Homeland Park Primary School [Anderson 5]

SCHOOL PROFILE

	Our School	Change from Last Year	Primary Schools with Students Like Ours	Median Primary School
Students (n=372)				
Retention rate	0.3%	N/A	2.3%	2.3%
Attendance rate	95.1%	N/A	95.4%	95.5%
With disabilities	10.5%	N/A	10.9%	10.4%
Older than usual for grade	1.6%	N/A	1.6%	1.1%
Teachers (n=27)				
Teachers with advanced degrees	59.3%	N/A	59.4%	61.3%
Continuing contract teachers	77.8%	N/A	77.8%	84.1%
Teachers returning from previous year	N/A	N/A	90.7%	90.0%
Teacher attendance rate	95.1%	N/R	95.2%	94.9%
Average teacher salary*	\$45,478	I/S	\$45,478	\$47,358
Classes not taught by highly qualified teachers	0.0%	N/A	0.0%	0.0%
Professional development days/teacher	11.1 days	N/R	10.8 days	12.5 days
School				
Principal's years at school	2.0	N/R	5.0	6.0
Student-teacher ratio in core subjects	20.0 to 1	N/R	20.7 to 1	21.3 to 1
Prime instructional time	89.5%	N/R	89.5%	89.1%
Opportunities in the arts	Good	N/R	Good	Good
SACS accreditation	Yes	N/R	Yes	Yes
Character development program	Average	N/R	Excellent	Excellent
Dollars spent per pupil**	\$8,795	N/A	\$6,939	\$6,939
Percent of expenditures for instruction**	68.0%	N/A	67.0%	69.0%
Percent of expenditures for teacher salaries**	61.0%	N/A	64.0%	66.0%
ESEA composite index score	55.0	N/A	63.0	85.3

* Length of contract = 185+ days.

** Prior year audited financial data available.

EVALUATION RESULTS

	Teachers
Number of surveys returned	21
Percent satisfied with learning environment	61.9%
Percent satisfied with social and physical environment	61.9%
Percent satisfied with school-home relations	47.6%

REPORT OF PRINCIPAL AND SCHOOL IMPROVEMENT COUNCIL

Homeland Park Primary is a Title I School located in the southernmost part of Anderson County and serves 380 students in grades K-2.

Homeland Park served its students by providing the teachers with tools and strategies to support their lessons. The school utilized the Anderson Five Approved Curriculum to enhance student learning. Teachers at every grade level engaged in collaborative planning sessions weekly to ensure they were delivering age appropriate, standards-based lessons. Three Reading Recovery teachers served first grade students who had been identified as at-risk readers. In addition, our resource teacher worked alongside the regular classroom teachers to help special education students master grade-level standards. Thinking Maps were also utilized to address the different fundamental thinking processes.

Students participated in the Measures of Academic Progress test (MAP) in the fall, winter, and spring. Teachers used these results to help differentiate instruction in reading and math. After each administration of the test, teachers and administrators met to assess the needs of students and to provide assistance and enrichment for all learners. The school provided a morning academic program in which students took part in additional instruction to enhance student learning. Small group instruction in the classrooms was also used to focus on the needs of individual students.

Safety is always a major priority for our faculty and students and this year surveillance cameras were added to our facility. The renovations also created one entrance for visitors to enter the school. All visitors had to sign in and a background check was completed before they could interact with the faculty and students which also increased the security of our building.

We believe that building a strong school-home community is vital to the success of our students. For that reason, we actively seek parental and community involvement in all school activities. Parents, students, and faculty/staff members participated in various events this year such as Veterans' Day Celebration, Grandparents' Day, Awards days, Fall Festival, a book fair, and monthly parent luncheons. Through the tireless efforts of our students, teachers, parents, and community, Homeland Park is making great progress.

Judy A. Lagerstrom, Principal
Donna Gillespie, SIC Chair

Comprehensive detail, including definitions of ratings, performance criteria, and explanations of status, is available on www.ed.sc.gov and www.eoc.sc.gov as well as school and school district websites.

Printed versions are available from school districts upon request.

Abbreviations Key

N/A Not Applicable N/AV Not Available N/C Not Collected N/R Not Reported I/S Insufficient Sample TBD To be determined

NI Newly Identified CSI Continuing School Improvement CA Corrective Action RP Plan to Restructure R Restructure DELAY School Improvement Status HOLD School Improvement Status