

SC Annual School Report Card Summary

Marshall Primary School
Anderson 2
Grades: PK-2 Enrollment: 488
Principal: Jenifer B. Fleming
Superintendent: Thomas T. Chapman
Board Chair: Dr. Danny Hawkins

PERFORMANCE

Comprehensive detail, including definitions of ratings, performance criteria, and explanations of status, is available on www.ed.sc.gov and www.eoc.sc.gov as well as school and school district websites. Printed versions are available from school districts upon request.

YEAR	ABSOLUTE RATING	GROWTH RATING	PALMETTO GOLD AND SILVER AWARD		ESEA/FEDERAL ACCOUNTABILITY RATING SYSTEM	
			General Performance	Closing the Gap	ESEA Grade	Accountability Indicator
2013	Average	At-Risk	TBD	TBD	A	N/A
2012	Excellent	Good	N/A	N/A	A	N/A
2011	Excellent	Good	N/A	N/A	Met	N/A

ABSOLUTE RATING OF PRIMARY SCHOOLS WITH STUDENTS LIKE OURS*

EXCELLENT	GOOD	AVERAGE	BELOW AVERAGE	AT-RISK
5	1	1	0	0

*Ratings are calculated with data available by 11/15/2013. Schools with Students Like Ours are Primary Schools with Poverty Indices of no more than 5% above or below the index for this school.

PRIME INSTRUCTIONAL TIME

Our School	Median Primary School
91.0%	89.1%

STUDENT-TEACHER RATIO IN CORE SUBJECTS

Our School	Median Primary School
24.1 to 1	21.3 to 1

TEACHERS WITH ADVANCED DEGREES

Our School	Median Primary School
53.6%	61.3%

TEACHERS RETURNING FROM PREVIOUS YEAR

Our School	Median Primary School
90.8%	90.0%

PERCENT OF PARENTS ATTENDING CONFERENCES

Our School	Median Primary School
90.7%	100.0%

DAYS OF PROFESSIONAL DEVELOPMENT*

Our School	Median Primary School
9.9 days	10.4 days

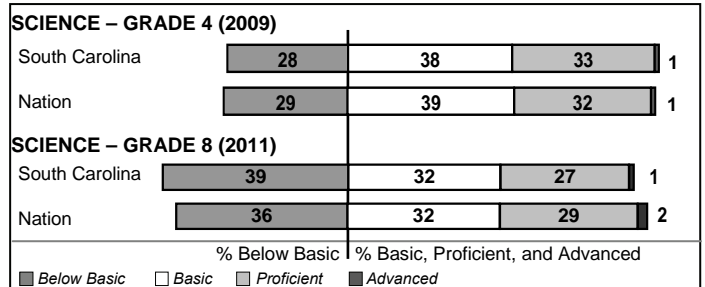
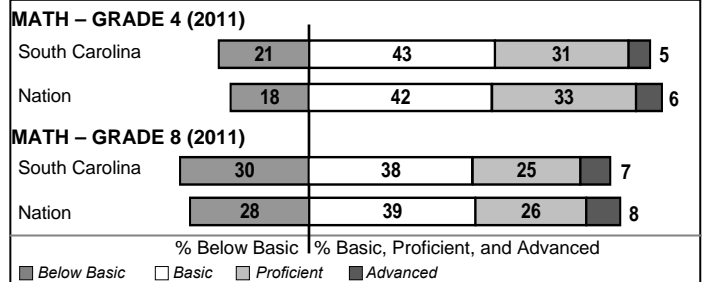
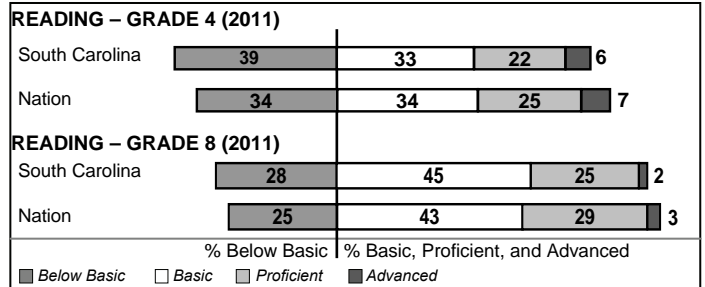
*Professional development days should be devoted exclusively to knowledge and skills in working with children less than eight years old.

Types Of Accreditation (More Than One May Apply)

	Not pursuing accreditation
	Conducting a self-study
X	South Carolina Department of Education
X	Southern Association of Colleges and Schools
X	American Montessori Society
	National Association for the Education of Young Children

NAEP PERFORMANCE*

* Performance reported for SC and nation, data not available at school level. Percentages at NAEP Achievement Levels.



SC PERFORMANCE VISION

By 2020 all students will graduate with the knowledge and skills necessary to compete successfully in the global economy, participate in a democratic society and contribute positively as members of families and communities.

Abbreviations Key

N/A Not Applicable N/AV Not Available N/C Not Collected N/R Not Reported I/S Insufficient Sample TBD To be determined

Marshall Primary School [Anderson 2]

SCHOOL PROFILE

	Our School	Change from Last Year	Primary Schools with Students Like Ours	Median Primary School
Students (n=488)				
Retention rate	2.8%	Down from 3.0%	2.6%	2.3%
Attendance rate	95.5%	Down from 95.8%	95.7%	95.5%
With disabilities	37.1%	N/A	11.5%	10.4%
Older than usual for grade	2.0%	N/A	1.3%	1.1%
Teachers (n=28)				
Teachers with advanced degrees	53.6%	Down from 57.1%	57.8%	61.3%
Continuing contract teachers	92.9%	No Change	86.3%	84.1%
Teachers returning from previous year	90.8%	Up from 90.5%	90.4%	90.0%
Teacher attendance rate	97.2%	Up from 94.5%	94.9%	94.9%
Average teacher salary*	\$49,576	Up 2.2%	\$47,953	\$47,358
Classes not taught by highly qualified teachers	0.0%	No Change	1.0%	0.0%
Professional development days/teacher	13.3 days	Down from 13.6 days	11.6 days	12.5 days
School				
Principal's years at school	1.0	No Change	8.0	6.0
Student-teacher ratio in core subjects	24.1 to 1	Up from 17.0 to 1	21.8 to 1	21.3 to 1
Prime instructional time	91.0%	Up from 89.2%	89.7%	89.1%
Opportunities in the arts	Good	No Change	Good	Good
SACS accreditation	Yes	No Change	Yes	Yes
Character development program	Good	Down from Excellent	Excellent	Excellent
Dollars spent per pupil**	\$6,996	Up 4.1%	\$6,842	\$6,939
Percent of expenditures for instruction**	75.0%	Up from 74.3%	71.5%	69.0%
Percent of expenditures for teacher salaries**	71.0%	Down from 71.4%	69.0%	66.0%
ESEA composite index score	91.6	Down from 97.0	94.8	85.3

* Length of contract = 185+ days.

** Prior year audited financial data available.

EVALUATION RESULTS

	Teachers
Number of surveys returned	21
Percent satisfied with learning environment	95.2%
Percent satisfied with social and physical environment	100%
Percent satisfied with school-home relations	100%

REPORT OF PRINCIPAL AND SCHOOL IMPROVEMENT COUNCIL

Marshall Primary School is committed to creating an environment conducive to learning and building an educational foundation for all students to be successful. The Mission of Marshall Primary School, in partnership with the total community, is to build a solid foundation for future learning by providing quality instruction while nurturing the uniqueness of each individual. Our School Improvement Council, Title One Committee, PTO, volunteers, Instructional Leadership Team, teachers, and parents continued to support our students throughout the year.

Marshall Primary School implemented a variety of initiatives this year and teachers participated in numerous professional development activities to ensure student success. Initiatives included full implementation of Common Core State Standards (CCSS) in English/Language Arts and Mathematics, Balanced Literacy, Fountas and Pinnell Literacy Benchmarks, Reading Intervention Programs including ReadWell and Leveled Literacy Intervention (LLI), and Positive Behavior Intervention Supports (PBIS). Student growth and achievement were evident in all academic areas. We were able to continue the Merit Academy Afterschool Program providing many students extended afterschool learning opportunities as well as continuing to provide Mentors. Parental involvement was emphasized throughout the year including parenting and volunteer workshops, Literacy and Mathematics Curriculum Nights, Book Fairs, Grandparents Day, Spring Arts Showcase, Field Day, choral programs, and Spring Fling. We continued our traditions with Wendy's Wonderful Kids, second grade Character Ambassadors as morning news anchors, Relay for Life, and Positive Behavior Intervention Supports (PBIS) including quarterly celebrations for students exhibiting appropriate behaviors and positive character traits. We remain committed to seeing every student at Marshall Primary School achieve their potential. We have dedicated faculty, staff, volunteers, business partners, community members, PTO, and SIC working together to help achieve our goals. We look forward to continuing our work with parents in order to promote student achievement in all areas.

Jenifer B. Fleming, Principal
Alex Henderson, SIC Chairperson

Comprehensive detail, including definitions of ratings, performance criteria, and explanations of status, is available on www.ed.sc.gov and www.eoc.sc.gov as well as school and school district websites.

Printed versions are available from school districts upon request.

Abbreviations Key

N/A Not Applicable N/AV Not Available N/C Not Collected N/R Not Reported I/S Insufficient Sample TBD To be determined
NI Newly Identified CSI Continuing School Improvement CA Corrective Action RP Plan to Restructure R Restructure DELAY School Improvement Status HOLD School Improvement Status