

SC Annual School Report Card Summary

Long Cane Primary
 Abbeville
 Grades: PK-2 Enrollment: 383
 Principal: Charles A. Costner
 Superintendent: Dr. Ivan Randolph
 Board Chair: Tim Rhodes

PERFORMANCE

Comprehensive detail, including definitions of ratings, performance criteria, and explanations of status, is available on www.ed.sc.gov and www.eoc.sc.gov as well as school and school district websites. Printed versions are available from school districts upon request.

YEAR	ABSOLUTE RATING	GROWTH RATING	PALMETTO GOLD AND SILVER AWARD		ESEA/FEDERAL ACCOUNTABILITY RATING SYSTEM	
			General Performance	Closing the Gap	ESEA Grade	Accountability Indicator
2013	Excellent	Excellent	TBD	TBD	A	N/A
2012	Excellent	N/A	N/A	N/A	A	N/A
2011	N/A	N/A	N/A	N/A	Met	N/A

ABSOLUTE RATING OF PRIMARY SCHOOLS WITH STUDENTS LIKE OURS*

EXCELLENT	GOOD	AVERAGE	BELOW AVERAGE	AT-RISK
8	1	0	0	0

*Ratings are calculated with data available by 11/15/2013. Schools with Students Like Ours are Primary Schools with Poverty Indices of no more than 5% above or below the index for this school.

PRIME INSTRUCTIONAL TIME

Our School	Median Primary School
88.6%	89.1%

STUDENT-TEACHER RATIO IN CORE SUBJECTS

Our School	Median Primary School
19.2 to 1	21.3 to 1

TEACHERS WITH ADVANCED DEGREES

Our School	Median Primary School
81.5%	61.3%

TEACHERS RETURNING FROM PREVIOUS YEAR

Our School	Median Primary School
88.3%	90.0%

PERCENT OF PARENTS ATTENDING CONFERENCES

Our School	Median Primary School
100.0%	100.0%

DAYS OF PROFESSIONAL DEVELOPMENT*

Our School	Median Primary School
6.2 days	10.4 days

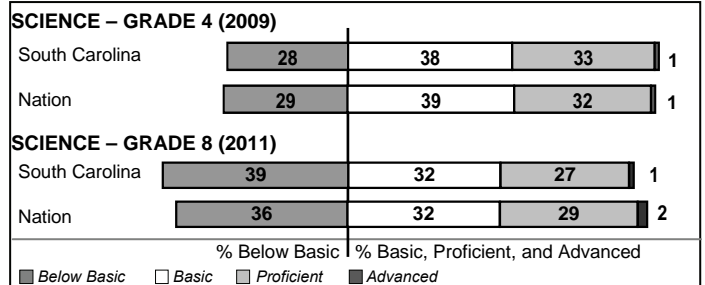
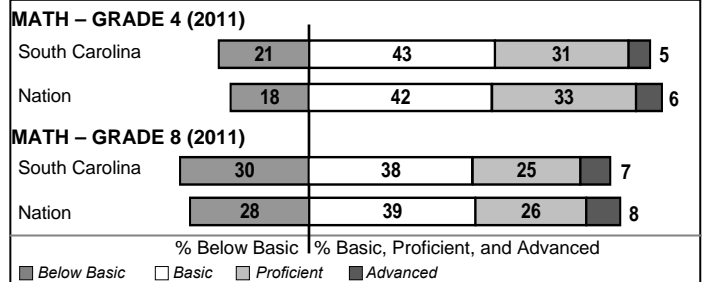
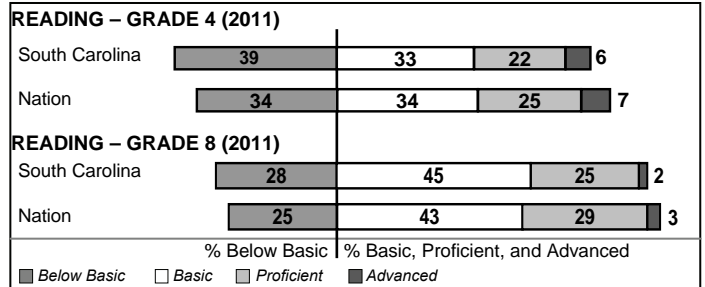
*Professional development days should be devoted exclusively to knowledge and skills in working with children less than eight years old.

Types Of Accreditation (More Than One May Apply)

	Not pursuing accreditation
	Conducting a self-study
X	South Carolina Department of Education
X	Southern Association of Colleges and Schools
	American Montessori Society
	National Association for the Education of Young Children

NAEP PERFORMANCE*

* Performance reported for SC and nation, data not available at school level. Percentages at NAEP Achievement Levels.



SC PERFORMANCE VISION

By 2020 all students will graduate with the knowledge and skills necessary to compete successfully in the global economy, participate in a democratic society and contribute positively as members of families and communities.

Abbreviations Key

N/A Not Applicable N/AV Not Available N/C Not Collected N/R Not Reported I/S Insufficient Sample TBD To be determined

Long Cane Primary [Abbeville]

SCHOOL PROFILE

	Our School	Change from Last Year	Primary Schools with Students Like Ours	Median Primary School
Students (n=383)				
Retention rate	7.1%	Up from 2.8%	1.7%	2.3%
Attendance rate	97.3%	Up from 95.8%	95.4%	95.5%
With disabilities	12.5%	N/A	11.5%	10.4%
Older than usual for grade	2.3%	N/A	0.8%	1.1%
Teachers (n=27)				
Teachers with advanced degrees	81.5%	Down from 82.8%	63.3%	61.3%
Continuing contract teachers	96.3%	Down from 96.6%	84.2%	84.1%
Teachers returning from previous year	88.3%	Down from 91.0%	89.6%	90.0%
Teacher attendance rate	92.2%	Down from 94.2%	93.5%	94.9%
Average teacher salary*	\$46,727	Down 4.3%	\$48,738	\$47,358
Classes not taught by highly qualified teachers	0.0%	No Change	0.0%	0.0%
Professional development days/teacher	7.3 days	Up from 6.5 days	12.7 days	12.5 days
School				
Principal's years at school	8.0	Up from 7.0	4.0	6.0
Student-teacher ratio in core subjects	19.2 to 1	Up from 18.6 to 1	22.3 to 1	21.3 to 1
Prime instructional time	88.6%	Down from 89.1%	88.4%	89.1%
Opportunities in the arts	Good	No Change	Good	Good
SACS accreditation	Yes	No Change	Yes	Yes
Character development program	Excellent	No Change	Excellent	Excellent
Dollars spent per pupil**	\$7,288	Down 11.6%	\$7,025	\$6,939
Percent of expenditures for instruction**	73.0%	Up from 71.6%	70.0%	69.0%
Percent of expenditures for teacher salaries**	72.0%	Up from 69.9%	67.0%	66.0%
ESEA composite index score	99.8	Up from 98.2	71.3	85.3

* Length of contract = 185+ days.

** Prior year audited financial data available.

EVALUATION RESULTS

	Teachers
Number of surveys returned	26
Percent satisfied with learning environment	100%
Percent satisfied with social and physical environment	100%
Percent satisfied with school-home relations	96.1%

REPORT OF PRINCIPAL AND SCHOOL IMPROVEMENT COUNCIL

Dear Parent/ Guardian,

The 2012 – 2013 school year has been an exciting and educational year. The faculty and staff have been working exceptionally hard to help every child exceed his/her potential. In preparation for the implementation of the South Carolina Common Core State Standards, our teachers have been attending extensive year-long training sessions to ensure that each standard is incorporated into the instructional day. Our teachers meet on a regular basis to review each child's performance and utilize the trends within the school's data to help prepare each student for the next grade level. The Long Cane Primary Faculty and Staff have made a committed effort to infuse reading skills in all subject areas and provide time to further enrich and enhance each child's Language Arts experience. In conjunction with focusing on academics, Long Cane Primary has established a very positive character education program to help our students become well rounded children. Everyone's goal is to have each individual child do his/her best.

On behalf of Long Cane Primary, I would like to thank all of our parents, school volunteers, SIC and PTO members. In order for each child to have the opportunity to succeed, the community, school, teachers, students, and parents must continue to make the commitment to work together.

As we prepare to move into the 2013 – 2014 school year, we will continue to focus on providing your child with the best possible standards - driven education in a safe and nurturing environment.

Thank you for all of your help and support,

Charles A. Costner, Ph.D.
Principal

Alana Knight
SIC Chairperson

Comprehensive detail, including definitions of ratings, performance criteria, and explanations of status, is available on www.ed.sc.gov and www.eoc.sc.gov as well as school and school district websites.

Printed versions are available from school districts upon request.

Abbreviations Key

N/A Not Applicable N/AV Not Available N/C Not Collected N/R Not Reported I/S Insufficient Sample TBD To be determined
NI Newly Identified CSI Continuing School Improvement CA Corrective Action RP Plan to Restructure R Restructure DELAY School Improvement Status HOLD School Improvement Status