



# SC Annual School Report Card Summary

**Youth Leadership Academy**  
**SC Public Charter**  
**Grades: 6-7**      **Enrollment: 48**  
**Principal: Patsy Wood Smith**  
**Superintendent: Wayne Brazell, Ph. D.**  
**Board Chair: Don McLaurin**

## PERFORMANCE

Comprehensive detail, including definitions of ratings, performance criteria, and explanations of status, is available on [www.ed.sc.gov](http://www.ed.sc.gov) and [www.eoc.sc.gov](http://www.eoc.sc.gov) as well as school and school district websites. Printed versions are available from school districts upon request.

YEAR	ABSOLUTE RATING	GROWTH RATING	PALMETTO GOLD AND SILVER AWARD		ESEA/FEDERAL ACCOUNTABILITY RATING SYSTEM	
			General Performance	Closing the Gap	ESEA Grade	Accountability Indicator
2013	Excellent	At-Risk	TBD	TBD	A	N/A
2012	N/A	N/A	N/A	N/A	N/A	N/A
2011	N/A	N/A	N/A	N/A	N/A	N/A

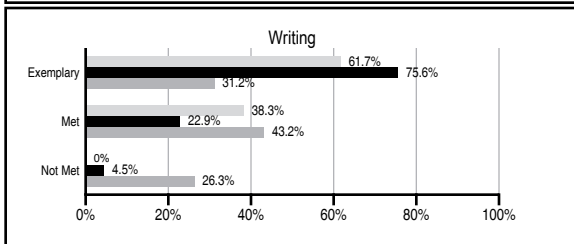
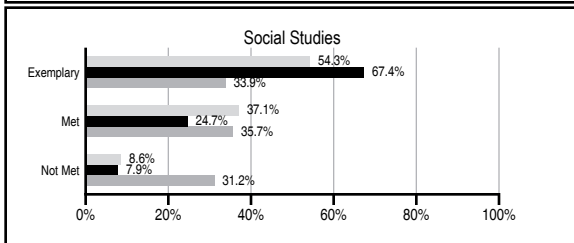
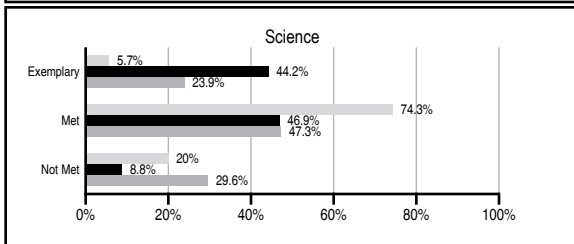
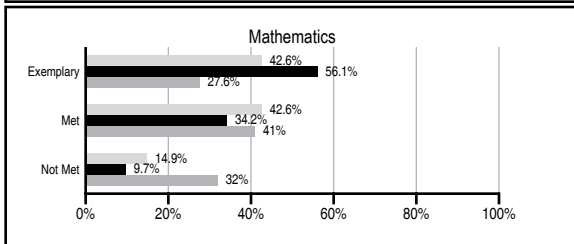
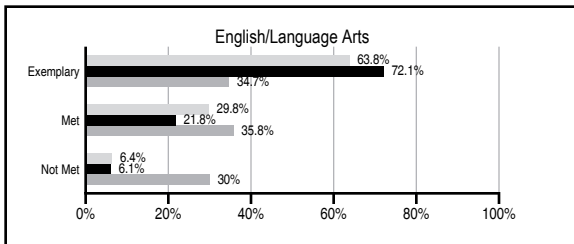
## ABSOLUTE RATINGS OF MIDDLE SCHOOLS WITH STUDENTS LIKE OURS\*

EXCELLENT	GOOD	AVERAGE	BELOW AVERAGE	AT-RISK
3	0	0	0	0

\* Ratings are calculated with data available by 01/15/2014. Schools with Students Like Ours are Middle Schools with Poverty Indices of no more than 5% above or below the index for this school.

## PASS PERFORMANCE


■ Our School   
 ■ Middle Schools with Students Like Ours   
 ■ Middle schools statewide




## NAEP PERFORMANCE\*

\* Performance reported for SC and nation, data not available at school level. Percentages at NAEP Achievement Levels.


### READING – GRADE 8 (2011)



### MATH – GRADE 8 (2011)



### SCIENCE – GRADE 8 (2011)



## END OF COURSE TESTS - 2013

% of students scoring 70 or above on:	Our Middle School	Middle Schools with Students Like Ours
Algebra 1/Math for the Technologies 2	N/A	97.2
English 1	N/A	N/A
Physical Science	N/A	N/A
US History and the Constitution	N/A	N/A
All Subjects	N/A	97.2

## SC PERFORMANCE VISION

*By 2020 all students will graduate with the knowledge and skills necessary to compete successfully in the global economy, participate in a democratic society and contribute positively as members of families and communities.*

### Abbreviations Key

N/A Not Applicable N/AV Not Available N/C Not Collected N/R Not Reported I/S Insufficient Sample TBD To be determined

# Youth Leadership Academy [SC Public Charter]

## SCHOOL PROFILE

	Our School	Change from Last Year	Middle Schools with Students Like Ours	Median Middle School
<b>Students (n=48)</b>				
Students enrolled in high school credit courses (grades 7 & 8)	0.0%	N/R	47.1%	24.6%
Retention rate	0.0%	N/A	0.0%	0.6%
Attendance rate	97.3%	N/A	97.1%	95.9%
Served by gifted and talented program	56.3%	N/A	51.1%	18.5%
With disabilities	8.3%	N/A	8.3%	13.0%
Older than usual for grade	0.0%	N/A	0.0%	4.8%
Out-of-school suspensions or expulsions for violent and/or criminal offenses	0.0%	N/R	0.0%	0.6%
Annual dropout rate	0.0%	N/A	0.0%	0.0%
<b>Teachers (n=5)</b>				
Teachers with advanced degrees	40.0%	N/A	40.0%	61.5%
Continuing contract teachers	20.0%	N/A	57.9%	77.2%
Teachers returning from previous year	N/A	N/A	91.1%	85.9%
Teacher attendance rate	99.6%	N/R	93.7%	94.9%
Average teacher salary*	N/A	I/S	\$45,894	\$47,313
Classes not taught by highly qualified teachers	46.2%	N/A	35.2%	2.0%
Professional development days/teacher	10.0 days	N/R	10.0 days	10.1 days
<b>School</b>				
Principal's years at school	1.0	N/R	1.0	4.0
Student-teacher ratio in core subjects	24.0 to 1	N/R	23.2 to 1	22.1 to 1
Prime instructional time	96.9%	N/R	90.8%	89.6%
Opportunities in the arts	Fair	N/R	Good	Good
SACS accreditation	No	N/R	No	Yes
Parents attending conferences	100.0%	N/R	100.0%	99.0%
Character development program	Good	N/R	Excellent	Good
Dollars spent per pupil**	N/A	N/A	\$8,608	\$7,239
Percent of expenditures for instruction**	N/A	N/A	63.5%	63.0%
Percent of expenditures for teacher salaries**	N/A	N/A	57.5%	61.0%
ESEA composite index score	100.0	N/A	100.0	83.5

\* Length of contract = 185+ days.

\*\* Prior year audited financial data available.

## EVALUATION RESULTS

	Teachers	Students*	Parents*
Number of surveys returned	4	22	19
Percent satisfied with learning environment	N/A	95.5%	94.8%
Percent satisfied with social and physical environment	N/A	95.4%	100%
Percent satisfied with school-home relations	N/A	100%	95%

\*Only students at the highest middle school grade level at this school and their parents were included.

## REPORT OF PRINCIPAL AND SCHOOL IMPROVEMENT COUNCIL

The inaugural year of Youth Leadership Academy Charter School was a great one.

Our FitnessGram results show remarkable gains in students' physical fitness, with 100% of our students making improvements in one or more fitness component tests, and an increase from 26 of 48 students in their Healthy Zone on the Pacer test in the fall to 43 of 48 students in their Healthy Zone on the Pacer test at spring testing. Perhaps most significant is that 100% of our students reported a more positive view of their physical fitness level and personal health in the spring than at the beginning of the year.

Anecdotal evidence also shows that YLA was successful in creating an environment conducive to teamwork and citizenship, as parent chaperones on end-of-the-year field trips reported unparalleled behavior and cooperation among their groups. Our students raised money and made donations to five charitable organizations this school year, as well, reaching out into the community and not only becoming aware of the needs around them, but making a contribution toward those needs, as well.

As a first year participant in the TAP-SC Teacher and Student Advancement Program, staff members were consistently challenged to make the learning environment more amenable to student success. We are very excited to be able to fully participate during the coming school year, with a full-time TAP Master Teacher on staff. We look forward to more meaningful staff development and exposure to new techniques and strategies that will raise the bar for both staff and students.

The principal and two incoming staff participated in Black Belt Common Core training this year, so we are ready for this challenging transition.

All students participated in career preparation this school year, with regular exposure to a wide variety of vocational experiences through the core curriculum and special presentations. All students did the SCOIS (S.C. Occupational Information System) survey, participated in career-shadowing directly related to their survey results, and created career presentations for the entire student body. Over fifteen guest speakers from around the world spoke with our students during the school year, broadening their international perspective and bringing the world to our door.

We look forward to convening our Parent Advisory Committee in July 2013, which will also serve as our School Improvement Council and School Health Advisory Committee.

We also experienced struggles in our first year, as both staff and students were immersed in a new way of learning through the teacher-as-facilitator model. Our building was not quite ready on the first day of school, and we worked through several "bugs" with the building and technology during the first few weeks of school. Overall, families were very understanding with our first year "growing pains," and we look forward to an even more successful second year of operation as we add eighth grade and bring in a double cohort of sixth grade students for the 2013/2014 school year.

Patsy Wood Smith, MEd, NBCT, Principal  
Lori Durham, MEd, Governing Board Chair

Comprehensive detail, including definitions of ratings, performance criteria, and explanations of status, is available on [www.ed.sc.gov](http://www.ed.sc.gov) and [www.eoc.sc.gov](http://www.eoc.sc.gov) as well as school and school district websites.

Printed versions are available from school districts upon request.

### Abbreviations Key

N/A Not Applicable N/AV Not Available N/C Not Collected N/R Not Reported I/S Insufficient Sample TBD To be determined

NI Newly Identified CSI Continuing School Improvement CA Corrective Action RP Plan to Restructure R Restructure DELAY School Improvement Status HOLD School Improvement Status