



SC Annual School Report Card Summary

York Preparatory Academy
 SC Public Charter
 Grades: K-10 Enrollment: 1,040
 Principal: Wayne McIntosh
 Superintendent: Wayne Brazell, Ph. D.
 Board Chair: Don McLaurin

PERFORMANCE

Comprehensive detail, including definitions of ratings, performance criteria, and explanations of status, is available on www.ed.sc.gov and www.eoc.sc.gov as well as school and school district websites. Printed versions are available from school districts upon request.

YEAR	ABSOLUTE RATING	GROWTH RATING	PALMETTO GOLD AND SILVER AWARD		ESEA/FEDERAL ACCOUNTABILITY RATING SYSTEM	
			General Performance	Closing the Gap	ESEA Grade	Accountability Indicator
2013	Average	Below Average	TBD	TBD	B	N/A
2012	Average	Good	Silver	N/A	B	N/A
2011	Good	Average	N/A	N/A	Not Met	N/A

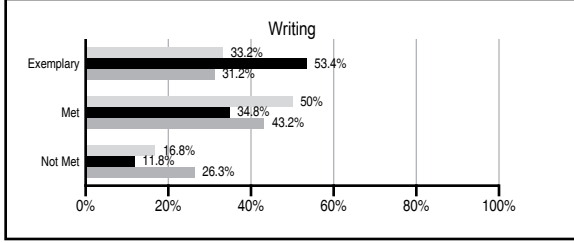
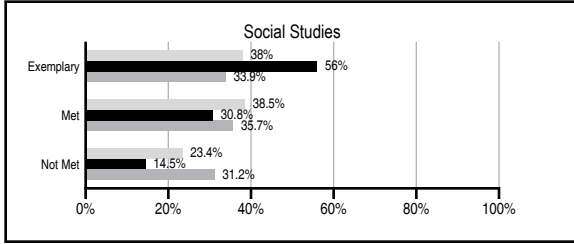
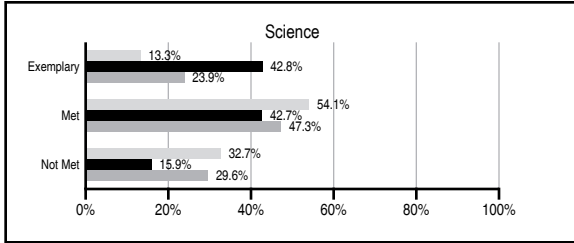
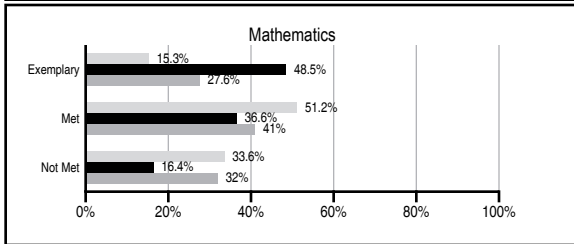
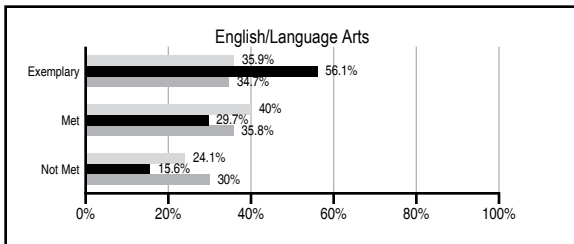
ABSOLUTE RATINGS OF MIDDLE SCHOOLS WITH STUDENTS LIKE OURS*

EXCELLENT	GOOD	AVERAGE	BELOW AVERAGE	AT-RISK
8	2	1	0	0

* Ratings are calculated with data available by 01/15/2014. Schools with Students Like Ours are Middle Schools with Poverty Indices of no more than 5% above or below the index for this school.



PASS PERFORMANCE

Our School Middle Schools with Students Like Ours Middle schools statewide



NAEP PERFORMANCE*

* Performance reported for SC and nation, data not available at school level. Percentages at NAEP Achievement Levels.



END OF COURSE TESTS - 2013

% of students scoring 70 or above on:	Our Middle School	Middle Schools with Students Like Ours
Algebra 1/Math for the Technologies 2	82.5	97.5
English 1	90.8	98.4
Physical Science	N/A	N/A
US History and the Constitution	N/A	N/A
All Subjects	87.6	98.1

SC PERFORMANCE VISION

By 2020 all students will graduate with the knowledge and skills necessary to compete successfully in the global economy, participate in a democratic society and contribute positively as members of families and communities.

Abbreviations Key

N/A Not Applicable N/AV Not Available N/C Not Collected N/R Not Reported I/S Insufficient Sample TBD To be determined

York Preparatory Academy [SC Public Charter]

SCHOOL PROFILE

	Our School	Change from Last Year	Middle Schools with Students Like Ours	Median Middle School
Students (n=1,040)				
Students enrolled in high school credit courses (grades 7 & 8)	29.5%	Up from 23.9%	38.8%	24.6%
Retention rate	0.6%	No Change	0.2%	0.6%
Attendance rate	96.3%	Down from 97.1%	96.5%	95.9%
Served by gifted and talented program	5.5%	N/A	34.0%	18.5%
With disabilities	7.5%	N/A	8.1%	13.0%
Older than usual for grade	2.7%	N/A	2.0%	4.8%
Out-of-school suspensions or expulsions for violent and/or criminal offenses	0.2%	Up from 0.0%	0.5%	0.6%
Annual dropout rate	0.0%	No Change	0.0%	0.0%
Teachers (n=60)				
Teachers with advanced degrees	33.3%	Up from 32.6%	60.5%	61.5%
Continuing contract teachers	25.0%	Down from 28.3%	75.0%	77.2%
Teachers returning from previous year	N/A	N/A	84.1%	85.9%
Teacher attendance rate	94.6%	Up from 93.9%	95.7%	94.9%
Average teacher salary*	\$36,323	Up 4.4%	\$46,883	\$47,313
Classes not taught by highly qualified teachers	11.7%	Up from 11.4%	6.7%	2.0%
Professional development days/teacher	12.3 days	Up from 9.4 days	9.5 days	10.1 days
School				
Principal's years at school	1.0	No Change	4.0	4.0
Student-teacher ratio in core subjects	19.7 to 1	Down from 28.3 to 1	23.7 to 1	22.1 to 1
Prime instructional time	89.0%	Down from 89.8%	90.9%	89.6%
Opportunities in the arts	Excellent	No Change	Excellent	Good
SACS accreditation	No	No Change	Yes	Yes
Parents attending conferences	92.7%	Down from 94.0%	99.7%	99.0%
Character development program	Good	Up from At-Risk	Excellent	Good
Dollars spent per pupil**	\$6,174	Up 17.0%	\$6,555	\$7,239
Percent of expenditures for instruction**	47.0%	No Change	62.0%	63.0%
Percent of expenditures for teacher salaries**	42.0%	Down from 42.4%	61.0%	61.0%
ESEA composite index score	86.6	Down from 88.2	91.3	83.5

* Length of contract = 185+ days.

** Prior year audited financial data available.

EVALUATION RESULTS

	Teachers	Students*	Parents*
Number of surveys returned	45	84	81
Percent satisfied with learning environment	97.8%	85.7%	92.6%
Percent satisfied with social and physical environment	97.8%	80.2%	90.2%
Percent satisfied with school-home relations	91.2%	87.6%	80.3%

*Only students at the highest middle school grade level at this school and their parents were included.

REPORT OF PRINCIPAL AND SCHOOL IMPROVEMENT COUNCIL

The school year 2012-13 was a year of dramatic change for York Preparatory Academy in a number of areas.

We welcomed a new Managing Director, Wayne McIntosh, a new Academic Director, Dr. Carlos Grant, and 23 new teachers.

YPA began the school year with a split campus. Kindergarten through 8th grade were located at the new beautiful 43-acre facility on Eastview Drive and the high school opened at the old Trinity campus. Upon completion of our new Student Union, the high school relocated to the Eastview Campus. We plan to open our 4th new building, the high school, in August of 2013.

Our enrollment underwent drastic change as we grew from 750 to almost 1100 students in grades K through 10. We will add 11th grade in 2013-14 and our first graduating class will be in the year 2014-15.

The YPA band continued to grow and excel in competition and our Spring production of "Every Little Crook and Nanny" was a roaring success. YPA continues to be involved in our community through blood drives, Angel Tree, food drives, Rolling in Rock Hill, Carolina Community Scholars, and hosting local HOA meetings.

YPA also underwent an AdvancEd visit this spring in an attempt to gain accreditation through this prestigious organization. We will know our results soon.

YPA earned a school-wide 88 (B) last school year. We expect this year to be an improvement. We are graded as a K-10 school.

YPA has been selected as a Character Counts model school for 2012-13 and we will become a Regional Training Center for the California-based Character Counts organization this fall. We continue to "live the Charter" as we engage and challenge each student to become lifelong learners, independent thinkers, respectful individuals, and responsible citizens.

Wayne McIntosh, Managing Director

Comprehensive detail, including definitions of ratings, performance criteria, and explanations of status, is available on www.ed.sc.gov and www.eoc.sc.gov as well as school and school district websites.

Printed versions are available from school districts upon request.

Abbreviations Key

N/A Not Applicable N/AV Not Available N/C Not Collected N/R Not Reported I/S Insufficient Sample TBD To be determined

NI Newly Identified CSI Continuing School Improvement CA Corrective Action RP Plan to Restructure R Restructure DELAY School Improvement Status HOLD School Improvement Status