



# SC Annual School Report Card Summary

SC Calvert Academy  
 SC Public Charter  
 Grades: K-8 Enrollment: 306  
 Principal: Laura L. Blackmore  
 Superintendent: Wayne Brazell, Ph. D.  
 Board Chair: Don McLaurin

## PERFORMANCE

Comprehensive detail, including definitions of ratings, performance criteria, and explanations of status, is available on [www.ed.sc.gov](http://www.ed.sc.gov) and [www.eoc.sc.gov](http://www.eoc.sc.gov) as well as school and school district websites. Printed versions are available from school districts upon request.

YEAR	ABSOLUTE RATING	GROWTH RATING	PALMETTO GOLD AND SILVER AWARD		ESEA/FEDERAL ACCOUNTABILITY RATING SYSTEM	
			General Performance	Closing the Gap	ESEA Grade	Accountability Indicator
2013	Below Average	Average	TBD	TBD	F	N/A
2012	Average	Average	N/A	N/A	F	N/A
2011	Below Average	Average	N/A	N/A	Not Met	N/A

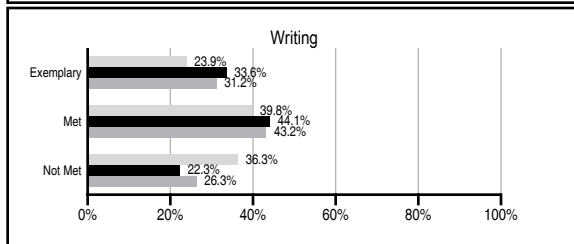
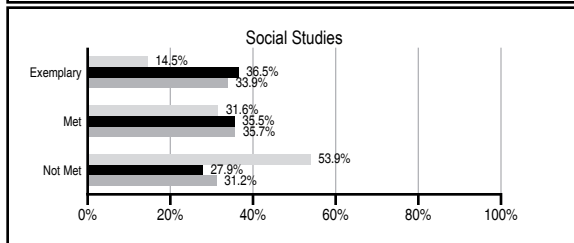
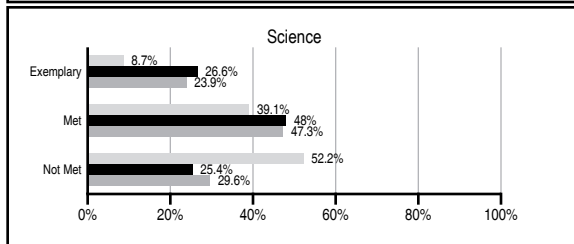
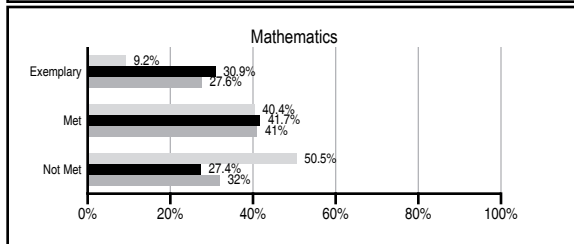
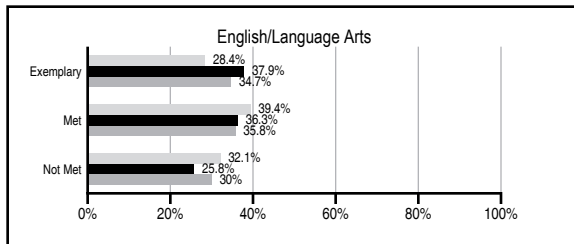
## ABSOLUTE RATINGS OF MIDDLE SCHOOLS WITH STUDENTS LIKE OURS\*

EXCELLENT	GOOD	AVERAGE	BELOW AVERAGE	AT-RISK
7	21	24	1	1

\* Ratings are calculated with data available by 01/15/2014. Schools with Students Like Ours are Middle Schools with Poverty Indices of no more than 5% above or below the index for this school.

## PASS PERFORMANCE

Our School Middle Schools with Students Like Ours Middle schools statewide



## NAEP PERFORMANCE\*

\* Performance reported for SC and nation, data not available at school level. Percentages at NAEP Achievement Levels.



## END OF COURSE TESTS - 2013

% of students scoring 70 or above on:	Our Middle School	Middle Schools with Students Like Ours
Algebra 1/Math for the Technologies 2	100.0	95.6
English 1	N/A	92.8
Physical Science	N/A	N/A
US History and the Constitution	N/A	N/A
All Subjects	100.0	94.9

## SC PERFORMANCE VISION

By 2020 all students will graduate with the knowledge and skills necessary to compete successfully in the global economy, participate in a democratic society and contribute positively as members of families and communities.

### Abbreviations Key

N/A Not Applicable N/AV Not Available N/C Not Collected N/R Not Reported I/S Insufficient Sample TBD To be determined

# SC Calvert Academy [SC Public Charter]

## SCHOOL PROFILE

	Our School	Change from Last Year	Middle Schools with Students Like Ours	Median Middle School
<b>Students (n=306)</b>				
Students enrolled in high school credit courses (grades 7 & 8)	1.1%	Down from 3.4%	27.9%	24.6%
Retention rate	1.4%	Up from 0.7%	0.5%	0.6%
Attendance rate	93.2%	Up from 93.0%	96.0%	95.9%
Served by gifted and talented program	0.0%	N/A	21.0%	18.5%
With disabilities	6.8%	N/A	12.4%	13.0%
Older than usual for grade	8.2%	N/A	4.6%	4.8%
Out-of-school suspensions or expulsions for violent and/or criminal offenses	0.0%	No Change	0.8%	0.6%
Annual dropout rate	1.0%	Up from 0.0%	0.0%	0.0%
<b>Teachers (n=8)</b>				
Teachers with advanced degrees	75.0%	Up from 55.6%	63.2%	61.5%
Continuing contract teachers	75.0%	Down from 88.9%	82.7%	77.2%
Teachers returning from previous year	58.7%	N/A	88.8%	85.9%
Teacher attendance rate	98.7%	Up from 97.0%	94.8%	94.9%
Average teacher salary*	\$32,600	N/A	\$48,378	\$47,313
Classes not taught by highly qualified teachers	0.0%	No Change	0.0%	2.0%
Professional development days/teacher	14.4 days	Up from 12.0 days	9.9 days	10.1 days
<b>School</b>				
Principal's years at school	2.0	Up from 1.0	3.5	4.0
Student-teacher ratio in core subjects	N/R	N/R	22.6 to 1	22.1 to 1
Prime instructional time	90.8%	Up from 89.5%	89.7%	89.6%
Opportunities in the arts	Poor	No Change	Good	Good
SACS accreditation	No	No Change	Yes	Yes
Parents attending conferences	90.6%	Down from 97.8%	99.0%	99.0%
Character development program	Average	Up from Below Average	Excellent	Good
Dollars spent per pupil**	\$4,970	Down 0.3%	\$7,034	\$7,239
Percent of expenditures for instruction**	55.0%	Down from 60.0%	64.0%	63.0%
Percent of expenditures for teacher salaries**	27.0%	Down from 28.6%	61.0%	61.0%
ESEA composite index score	55.4	Up from 46.7	87.1	83.5

\* Length of contract = 185+ days.

\*\* Prior year audited financial data available.

## REPORT OF PRINCIPAL AND SCHOOL IMPROVEMENT COUNCIL

South Carolina Calvert Academy is pleased to serve South Carolina families with K-8 students through our innovative virtual charter school. There are many reasons for educating children outside a traditional classroom. A virtual school provides a choice for parents who want to be more directly involved in their child's education. South Carolina Calvert Academy is designed for families seeking a flexible, personalized education for their children which is custom-tailored to their individual family needs.

The South Carolina Calvert Academy virtual learning community consists of highly-qualified teachers, parents, academic and technology support teams, school administrators, and, of course, students. This team is focused on the continued academic success of the child and empowering all students to reach their full academic potential.

The foundation of the South Carolina Calvert Academy is the world-renowned, accredited Calvert School program. Calvert's curriculum has been successfully used to educate over 600,000 students for more than a century.

South Carolina Calvert Academy begins its fourth and exciting year of operation and continues to grow and expand. In addition to academic successes, SC Calvert is looking to expand its offerings with Gifted and Talented programming, service learning clubs, career exploration activities, and field trips across the state.

Increasing standardized test scores and participation continues to be a point of focus, as South Carolina Calvert Academy helps families, students, and South Carolina achieve academic excellence. SC CAL does not discriminate on the basis of race, color, national origin, sex, religion, age, or disability in the employment or provision of services.

Laura Blackmore, Interim Administrator  
Pauline Sternick, Board Chair

## EVALUATION RESULTS

	Teachers	Students*	Parents*
Number of surveys returned	9	27	25
Percent satisfied with learning environment	88.9%	100%	96%
Percent satisfied with social and physical environment	55.5%	100%	75%
Percent satisfied with school-home relations	87.5%	100%	96.2%

\*Only students at the highest middle school grade level at this school and their parents were included.

Comprehensive detail, including definitions of ratings, performance criteria, and explanations of status, is available on [www.ed.sc.gov](http://www.ed.sc.gov) and [www.eoc.sc.gov](http://www.eoc.sc.gov) as well as school and school district websites.

Printed versions are available from school districts upon request.

### Abbreviations Key

N/A Not Applicable N/AV Not Available N/C Not Collected N/R Not Reported I/S Insufficient Sample TBD To be determined

NI Newly Identified CSI Continuing School Improvement CA Corrective Action RP Plan to Restructure R Restructure DELAY School Improvement Status HOLD School Improvement Status