



# SC Annual School Report Card Summary

Calhoun Falls Charter School  
 SC Public Charter  
 Grades: 6-12 Enrollment: 186  
 Principal: Deirdre McCullough  
 Superintendent: Wayne Brazell, Ph. D.  
 Board Chair: Don McLaurin

## PERFORMANCE

Comprehensive detail, including definitions of ratings, performance criteria, and explanations of status, is available on [www.ed.sc.gov](http://www.ed.sc.gov) and [www.eoc.sc.gov](http://www.eoc.sc.gov) as well as school and school district websites. Printed versions are available from school districts upon request.

YEAR	ABSOLUTE RATING	GROWTH RATING	PALMETTO GOLD AND SILVER AWARD		ESEA/FEDERAL ACCOUNTABILITY RATING SYSTEM	
			General Performance	Closing the Gap	ESEA Grade	Accountability Indicator
2013	Average	Average	TBD	TBD	A	Reward
2012	Average	Excellent	Gold	N/A	A	N/A
2011	Below Average	Below Average	N/A	N/A	Not Met	CSI

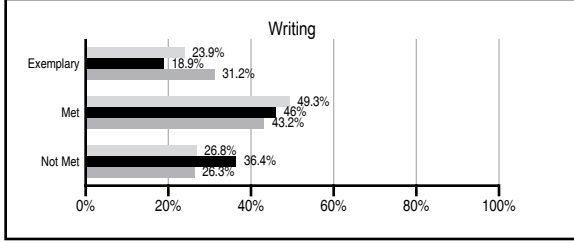
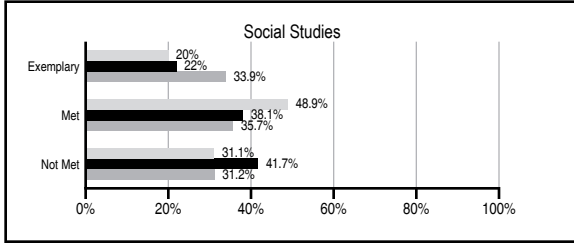
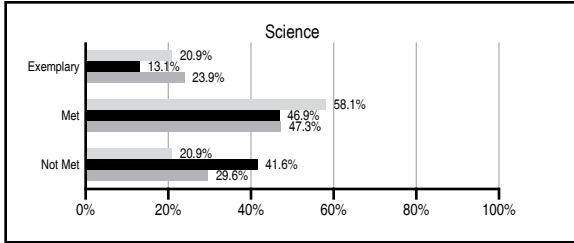
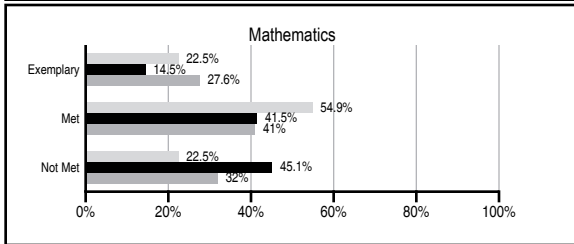
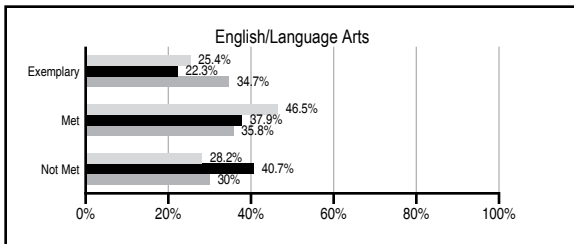
## ABSOLUTE RATINGS OF MIDDLE SCHOOLS WITH STUDENTS LIKE OURS\*

EXCELLENT	GOOD	AVERAGE	BELOW AVERAGE	AT-RISK
0	1	40	18	7

\* Ratings are calculated with data available by 01/15/2014. Schools with Students Like Ours are Middle Schools with Poverty Indices of no more than 5% above or below the index for this school.

## PASS PERFORMANCE

Our School Middle Schools with Students Like Ours Middle schools statewide



## NAEP PERFORMANCE\*

\* Performance reported for SC and nation, data not available at school level. Percentages at NAEP Achievement Levels.

### READING – GRADE 8 (2011)



### MATH – GRADE 8 (2011)



### SCIENCE – GRADE 8 (2011)



## END OF COURSE TESTS - 2013

% of students scoring 70 or above on:	Our Middle School	Middle Schools with Students Like Ours
Algebra 1/Math for the Technologies 2	100.0	93.0
English 1	100.0	88.5
Physical Science	N/A	N/A
US History and the Constitution	N/A	N/A
All Subjects	100.0	93.3

## SC PERFORMANCE VISION

*By 2020 all students will graduate with the knowledge and skills necessary to compete successfully in the global economy, participate in a democratic society and contribute positively as members of families and communities.*

### Abbreviations Key

N/A Not Applicable N/AV Not Available N/C Not Collected N/R Not Reported I/S Insufficient Sample TBD To be determined

# Calhoun Falls Charter School [SC Public Charter]

## SCHOOL PROFILE

	Our School	Change from Last Year	Middle Schools with Students Like Ours	Median Middle School
<b>Students (n=186)</b>				
Students enrolled in high school credit courses (grades 7 & 8)	7.9%	Down from 44.3%	16.8%	24.6%
Retention rate	0.0%	Down from 2.7%	1.0%	0.6%
Attendance rate	95.8%	Down from 96.4%	95.5%	95.9%
Served by gifted and talented program	0.0%	N/A	10.7%	18.5%
With disabilities	5.3%	N/A	15.0%	13.0%
Older than usual for grade	8.0%	N/A	6.6%	4.8%
Out-of-school suspensions or expulsions for violent and/or criminal offenses	0.5%	Up from 0.0%	0.6%	0.6%
Annual dropout rate	0.0%	No Change	0.0%	0.0%
<b>Teachers (n=23)</b>				
Teachers with advanced degrees	30.4%	Up from 30.0%	60.8%	61.5%
Continuing contract teachers	65.2%	Up from 60.0%	70.5%	77.2%
Teachers returning from previous year	88.7%	Up from 81.3%	82.4%	85.9%
Teacher attendance rate	99.8%	Down from 100.0%	94.7%	94.9%
Average teacher salary*	\$36,050	Up 6.6%	\$45,360	\$47,313
Classes not taught by highly qualified teachers	3.1%	Up from 1.0%	1.8%	2.0%
Professional development days/teacher	8.7 days	Up from 8.4 days	10.8 days	10.1 days
<b>School</b>				
Principal's years at school	5.0	Up from 4.0	3.0	4.0
Student-teacher ratio in core subjects	17.1 to 1	No Change	20.3 to 1	22.1 to 1
Prime instructional time	95.4%	Down from 96.1%	89.3%	89.6%
Opportunities in the arts	Fair	No Change	Good	Good
SACS accreditation	No	No Change	Yes	Yes
Parents attending conferences	96.1%	Down from 99.9%	99.3%	99.0%
Character development program	Excellent	Up from Good	Good	Good
Dollars spent per pupil**	\$9,671	Up 34.8%	\$8,441	\$7,239
Percent of expenditures for instruction**	62.0%	Up from 50.1%	61.5%	63.0%
Percent of expenditures for teacher salaries**	52.0%	Up from 48.2%	56.5%	61.0%
ESEA composite index score	94.9	Down from 97.6	63.7	83.5

\* Length of contract = 185+ days.

\*\* Prior year audited financial data available.

## REPORT OF PRINCIPAL AND SCHOOL IMPROVEMENT COUNCIL

The students of Calhoun Falls Charter School continue the pursuit of excellence in academics, athletics, and citizenship. This year CFCS was named a Palmetto Gold School and the top middle school in the Lakelands area, earning a Federal Accountability Score of 97.6 (A). Dual enrollment courses continue to be offered on the campus of CFCS for math, English, and Teacher Cadet. Class offerings were expanded through the South Carolina Virtual School program. New English and math remediation and enrichment programs were implemented for both high school and middle school students. All instruction throughout the school was data-driven and research-based. A school-wide mentoring program was expanded to assist at-risk students in the areas of behavior, academics, and attendance. For the fourth consecutive year, a CFCS student was named the "South Carolina Public Charter School Student of the Year." Four athletic teams advanced to the first/second rounds of the state play-offs. Over 100 students logged 4,893 hours of volunteer service within the school, community, and surrounding areas through the school's service learning program. Student organizations such as the FFA, Beta Club, and Service Learning Club sponsored several successful food and clothes drives, while other groups/individuals participated in fundraising events for Relay for Life and March of Dimes. At CFCS, we are proud of our accomplishments and excited about the future. With the continued support of parents and community, we will continue to be a "School of Excellence."

Principal, Deirdre McCullough  
SIC Chairperson, Karen Ashley

## EVALUATION RESULTS

	Teachers	Students*	Parents*
Number of surveys returned	15	29	11
Percent satisfied with learning environment	100%	89.7%	100%
Percent satisfied with social and physical environment	100%	100%	81.8%
Percent satisfied with school-home relations	75%	100%	63.7%

\*Only students at the highest middle school grade level at this school and their parents were included.

Comprehensive detail, including definitions of ratings, performance criteria, and explanations of status, is available on [www.ed.sc.gov](http://www.ed.sc.gov) and [www.eoc.sc.gov](http://www.eoc.sc.gov) as well as school and school district websites.

Printed versions are available from school districts upon request.

### Abbreviations Key

N/A Not Applicable N/AV Not Available N/C Not Collected N/R Not Reported I/S Insufficient Sample TBD To be determined  
NI Newly Identified CSI Continuing School Improvement CA Corrective Action RP Plan to Restructure R Restructure DELAY School Improvement Status HOLD School Improvement Status