



SC Annual School Report Card Summary

Springfield Middle
 York 4
 Grades: 6-8 Enrollment: 714
 Principal: Keith Griffin
 Superintendent: Dr. James N. Epps, Jr.
 Board Chair: Patrick White

PERFORMANCE

Comprehensive detail, including definitions of ratings, performance criteria, and explanations of status, is available on www.ed.sc.gov and www.eoc.sc.gov as well as school and school district websites. Printed versions are available from school districts upon request.

YEAR	ABSOLUTE RATING	GROWTH RATING	PALMETTO GOLD AND SILVER AWARD		ESEA/FEDERAL ACCOUNTABILITY RATING SYSTEM	
			General Performance	Closing the Gap	ESEA Grade	Accountability Indicator
2013	Excellent	Good	TBD	TBD	A	N/A
2012	Excellent	Excellent	Gold	N/A	A	N/A
2011	Excellent	Excellent	Gold	Silver	Not Met	N/A

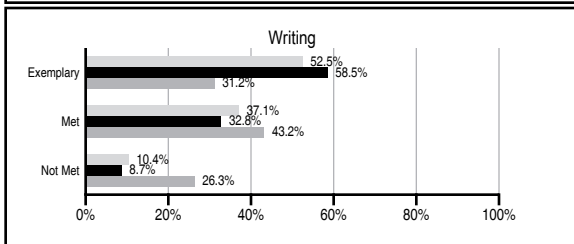
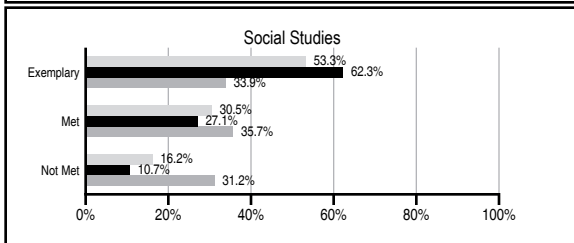
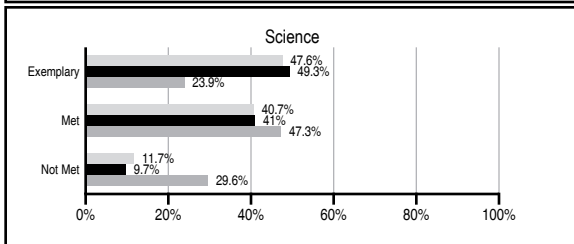
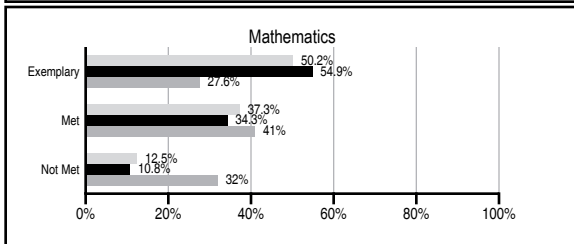
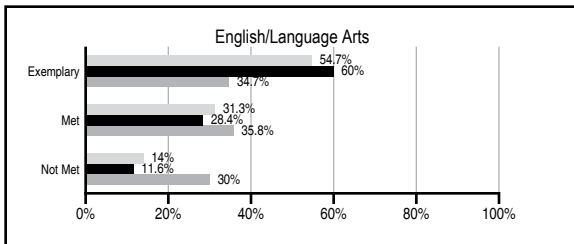
ABSOLUTE RATINGS OF MIDDLE SCHOOLS WITH STUDENTS LIKE OURS*

EXCELLENT	GOOD	AVERAGE	BELOW AVERAGE	AT-RISK
7	0	0	0	0

* Ratings are calculated with data available by 01/15/2014. Schools with Students Like Ours are Middle Schools with Poverty Indices of no more than 5% above or below the index for this school.

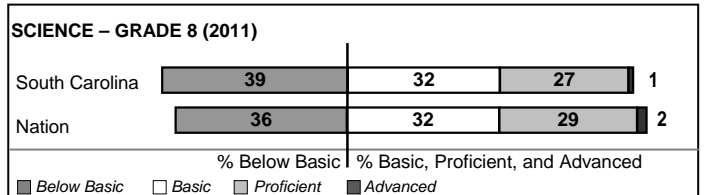

PASS PERFORMANCE

Our School
 Middle Schools with Students Like Ours
 Middle schools statewide



NAEP PERFORMANCE*

* Performance reported for SC and nation, data not available at school level. Percentages at NAEP Achievement Levels.



END OF COURSE TESTS - 2013

% of students scoring 70 or above on:	Our Middle School	Middle Schools with Students Like Ours
Algebra 1/Math for the Technologies 2	100.0	99.9
English 1	100.0	99.7
Physical Science	N/A	N/A
US History and the Constitution	N/A	N/A
All Subjects	100.0	99.8

SC PERFORMANCE VISION

By 2020 all students will graduate with the knowledge and skills necessary to compete successfully in the global economy, participate in a democratic society and contribute positively as members of families and communities.

Abbreviations Key

N/A Not Applicable N/AV Not Available N/C Not Collected N/R Not Reported I/S Insufficient Sample TBD To be determined

Springfield Middle [York 4]

SCHOOL PROFILE

	Our School	Change from Last Year	Middle Schools with Students Like Ours	Median Middle School
Students (n=714)				
Students enrolled in high school credit courses (grades 7 & 8)	22.2%	Up from 19.6%	28.7%	24.6%
Retention rate	0.1%	No Change	0.2%	0.6%
Attendance rate	96.0%	Up from 95.9%	96.8%	95.9%
Served by gifted and talented program	41.5%	N/A	41.5%	18.5%
With disabilities	7.4%	N/A	7.0%	13.0%
Older than usual for grade	1.5%	N/A	1.4%	4.8%
Out-of-school suspensions or expulsions for violent and/or criminal offenses	1.0%	Up from 0.0%	0.4%	0.6%
Annual dropout rate	0.0%	No Change	0.0%	0.0%
Teachers (n=47)				
Teachers with advanced degrees	63.8%	Down from 68.8%	62.9%	61.5%
Continuing contract teachers	87.2%	Down from 89.6%	83.9%	77.2%
Teachers returning from previous year	89.3%	Down from 91.5%	91.0%	85.9%
Teacher attendance rate	95.1%	Down from 95.5%	95.1%	94.9%
Average teacher salary*	\$54,355	Up 4.7%	\$50,682	\$47,313
Classes not taught by highly qualified teachers	3.9%	Up from 0.6%	3.1%	2.0%
Professional development days/teacher	10.0 days	Down from 10.2 days	10.0 days	10.1 days
School				
Principal's years at school	7.0	Up from 6.0	2.0	4.0
Student-teacher ratio in core subjects	22.7 to 1	Up from 19.9 to 1	22.7 to 1	22.1 to 1
Prime instructional time	90.0%	Down from 90.6%	90.0%	89.6%
Opportunities in the arts	Excellent	No Change	Excellent	Good
SACS accreditation	Yes	No Change	Yes	Yes
Parents attending conferences	98.5%	Down from 99.5%	98.8%	99.0%
Character development program	Good	Down from Excellent	Excellent	Good
Dollars spent per pupil**	\$7,271	Up 13.3%	\$6,463	\$7,239
Percent of expenditures for instruction**	67.0%	Down from 68.9%	67.0%	63.0%
Percent of expenditures for teacher salaries**	66.0%	Down from 68.0%	66.0%	61.0%
ESEA composite index score	91.3	Down from 92.2	94.0	83.5

* Length of contract = 185+ days.

** Prior year audited financial data available.

EVALUATION RESULTS

	Teachers	Students*	Parents*
Number of surveys returned	40	244	72
Percent satisfied with learning environment	97.5%	73.4%	93.1%
Percent satisfied with social and physical environment	100%	75.9%	91.8%
Percent satisfied with school-home relations	100%	82.6%	82.2%

*Only students at the highest middle school grade level at this school and their parents were included.

REPORT OF PRINCIPAL AND SCHOOL IMPROVEMENT COUNCIL

The 2012-2013 school year was a very exciting one at Springfield Middle School. Our faculty, staff, students, and parent organizations experienced a great deal of success in academics, the arts, athletics, and various service learning projects during the school year. Some of our year's successes are listed below.

Gold Award Winner for General Performance related to our 2011-2012 PASS scores.

Continued to be a Partner School with Winthrop University through a grant called NetSCOPE. Allows us to help train future teachers through Winthrop internship.

The SMS Beta Club devoted many hours of community service. They also solicited numerous donations from students and staff to give to charities.

Two All State Band Members, 14 All Region Band Members, 21 York County Band Band had an Overall Superior Rating at the SCBDA Concert Band Festival.

Band received 34 Superior & 8 Excellent ratings at the SC Band Directors Festival.

Band trip to Orlando— Participated in Disney Performing Arts Workshop

Our honors choir or SOL has 62 members this year. They performed the at the SMS Choral Department's Sweet Serenades, attended a show choir workshop at Walt Disney World in Orlando, performed for SMS during the Holiday Assembly, and performed during the Black History Month Assembly.

Job shadowing for 8th grade students on March 22nd.

7th grade participated in district-wide career fair at Springfield Middle on March 9th.

6th grade participated in virtual job shadowing on March 30th.

Our students were involved in many successful fundraising ventures such as the Pasta for Pennies, Juvenile Diabetes Research Foundation (JDRF), food collection, Children's Attention Home, and clothes closet donations. (\$8181.82 in monetary donations to Leukemia and Lymphoma Society—4th in the state)

Our Mock Trial team won their regional competition and competed in state competition.

A teacher was selected as a Seimens STEM (Science, Technology, Engineering, Math) Institute fellow to represent South Carolina in Washington, DC. She also was selected to present at the Association for Middle Level Education National Conference in November.

Foundation for Fort Mill Schools Grant Teacher Winner—"The Journey North"

Our Dance Team won the FMSD Expo for dance and our Cheerleaders won 2nd place for cheer. The Dance Team also performed in the Flight 118 Fashion Show and did perform at this year's Strawberry Festival.

7th Grade Football – won division championship 7-1 overall record, 7th Girls Basketball – 11-0 Conference Champions, 8th Girls Basketball – 14-0 Conference Champions, 7th Boys Basketball – Division Champions, 8th Volleyball – conference runnerup

The primary challenges for Springfield Middle School and the Fort Mill School District are growth, diversity within our student body, and the implementation of the common core curriculum standards. Budget cuts through the years have resulted in a loss of academic support and school support positions, but we will have a part-time Literacy Specialist added this coming year to our school. Diversity with our student population continues to increase and we will continue to work on a plan to help all students with their success. We are involved in training in math and language arts related to the common core. More training will be available as we enter the 2013-2014 school year.

Comprehensive detail, including definitions of ratings, performance criteria, and explanations of status, is available on www.ed.sc.gov and www.eoc.sc.gov as well as school and school district websites.

Printed versions are available from school districts upon request.

Abbreviations Key

N/A Not Applicable N/AV Not Available N/C Not Collected N/R Not Reported I/S Insufficient Sample TBD To be determined

NI Newly Identified CSI Continuing School Improvement CA Corrective Action RP Plan to Restructure R Restructure DELAY School Improvement Status HOLD School Improvement Status