



# SC Annual School Report Card Summary

Gold Hill Middle School  
 York 4  
 Grades: 6-8 Enrollment: 706  
 Principal: Thomas L. Johnston  
 Superintendent: Dr. James N. Epps, Jr.  
 Board Chair: Patrick White

## PERFORMANCE

Comprehensive detail, including definitions of ratings, performance criteria, and explanations of status, is available on [www.ed.sc.gov](http://www.ed.sc.gov) and [www.eoc.sc.gov](http://www.eoc.sc.gov) as well as school and school district websites. Printed versions are available from school districts upon request.

YEAR	ABSOLUTE RATING	GROWTH RATING	PALMETTO GOLD AND SILVER AWARD		ESEA/FEDERAL ACCOUNTABILITY RATING SYSTEM	
			General Performance	Closing the Gap	ESEA Grade	Accountability Indicator
2013	Excellent	Good	TBD	TBD	A	N/A
2012	Excellent	Excellent	Gold	Silver	A	N/A
2011	Excellent	Excellent	Gold	N/A	Not Met	N/A

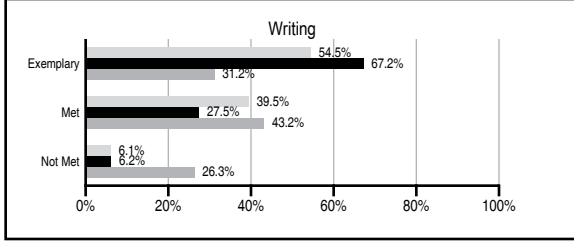
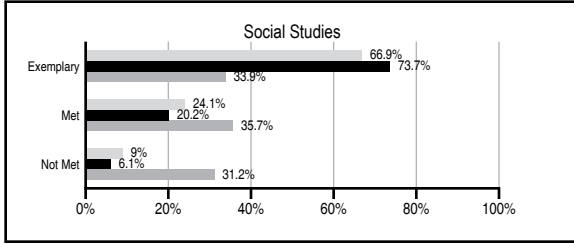
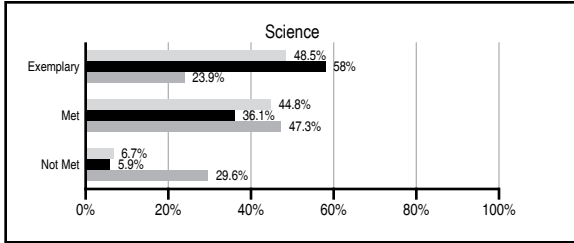
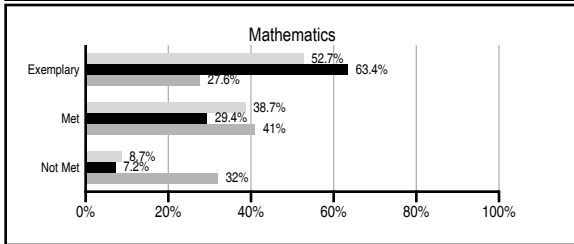
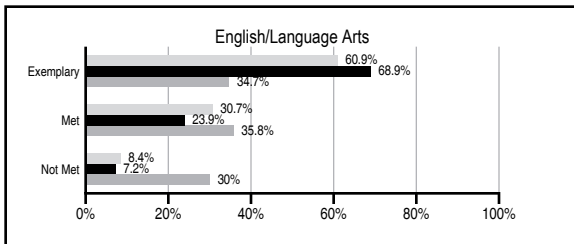
## ABSOLUTE RATINGS OF MIDDLE SCHOOLS WITH STUDENTS LIKE OURS\*

EXCELLENT	GOOD	AVERAGE	BELOW AVERAGE	AT-RISK
7	0	0	0	0

\* Ratings are calculated with data available by 01/15/2014. Schools with Students Like Ours are Middle Schools with Poverty Indices of no more than 5% above or below the index for this school.



## PASS PERFORMANCE

Our School Middle Schools with Students Like Ours Middle schools statewide



## NAEP PERFORMANCE\*

\* Performance reported for SC and nation, data not available at school level. Percentages at NAEP Achievement Levels.



## END OF COURSE TESTS - 2013

% of students scoring 70 or above on:	Our Middle School	Middle Schools with Students Like Ours
Algebra 1/Math for the Technologies 2	98.2	99.7
English 1	100.0	100.0
Physical Science	N/A	N/A
US History and the Constitution	N/A	N/A
All Subjects	99.1	99.9

## SC PERFORMANCE VISION

By 2020 all students will graduate with the knowledge and skills necessary to compete successfully in the global economy, participate in a democratic society and contribute positively as members of families and communities.

### Abbreviations Key

N/A Not Applicable N/AV Not Available N/C Not Collected N/R Not Reported I/S Insufficient Sample TBD To be determined

# Gold Hill Middle School [York 4]

## SCHOOL PROFILE

	Our School	Change from Last Year	Middle Schools with Students Like Ours	Median Middle School
<b>Students (n=706)</b>				
Students enrolled in high school credit courses (grades 7 & 8)	22.8%	Down from 23.2%	47.1%	24.6%
Retention rate	0.0%	Down from 0.1%	0.2%	0.6%
Attendance rate	95.9%	Up from 95.8%	96.8%	95.9%
Served by gifted and talented program	45.2%	N/A	45.2%	18.5%
With disabilities	9.4%	N/A	6.8%	13.0%
Older than usual for grade	0.4%	N/A	0.7%	4.8%
Out-of-school suspensions or expulsions for violent and/or criminal offenses	0.0%	No Change	0.3%	0.6%
Annual dropout rate	0.0%	No Change	0.0%	0.0%
<b>Teachers (n=49)</b>				
Teachers with advanced degrees	63.3%	Down from 63.8%	63.3%	61.5%
Continuing contract teachers	87.8%	Up from 85.1%	86.1%	77.2%
Teachers returning from previous year	90.3%	Up from 88.5%	90.1%	85.9%
Teacher attendance rate	94.6%	Up from 94.5%	94.6%	94.9%
Average teacher salary*	\$52,799	Up 3.2%	\$48,854	\$47,313
Classes not taught by highly qualified teachers	5.4%	Up from 2.7%	4.2%	2.0%
Professional development days/teacher	10.1 days	Up from 6.6 days	8.0 days	10.1 days
<b>School</b>				
Principal's years at school	7.5	Up from 6.0	1.0	4.0
Student-teacher ratio in core subjects	19.4 to 1	Up from 3.7 to 1	22.8 to 1	22.1 to 1
Prime instructional time	89.2%	Down from 89.6%	89.9%	89.6%
Opportunities in the arts	Excellent	No Change	Excellent	Good
SACS accreditation	Yes	No Change	Yes	Yes
Parents attending conferences	94.0%	Up from 79.6%	99.6%	99.0%
Character development program	Excellent	No Change	Excellent	Good
Dollars spent per pupil**	\$6,188	Up 5.6%	\$6,188	\$7,239
Percent of expenditures for instruction**	70.0%	Down from 70.3%	65.0%	63.0%
Percent of expenditures for teacher salaries**	69.0%	Down from 69.3%	63.0%	61.0%
ESEA composite index score	94.8	Up from 93.3	94.8	83.5

\* Length of contract = 185+ days.

\*\* Prior year audited financial data available.

## EVALUATION RESULTS

	Teachers	Students*	Parents*
Number of surveys returned	50	242	90
Percent satisfied with learning environment	94%	83.5%	86.7%
Percent satisfied with social and physical environment	98%	82.2%	87.9%
Percent satisfied with school-home relations	93.8%	90.8%	82.4%

\*Only students at the highest middle school grade level at this school and their parents were included.

## REPORT OF PRINCIPAL AND SCHOOL IMPROVEMENT COUNCIL

Gold Hill Middle School focused the 2012-2013 school year on redefining curriculum to meet state and Common Core Standards. Social studies classes, in grades 6 through 8, implemented revised South Carolina State Standards. The math department went through a thorough textbook adoption process. The new textbook adoption supports Common Core Standards with a technologically advanced approach. All subjects began to examine and redefine their curriculum guides to support literacy in all subject areas. Finally, Gold Hill Middle School successfully piloted the new Smarter Balance test that assesses students on Common Core standards.

Gold Hill Middle School (GHMS) students had strong academic performances. GHMS received the Palmetto Gold Award for General Achievement and Palmetto Silver for Closing the Achievement Gap. GHMS was one of only 192 schools in the state to receive these combined distinct honors. In addition, there were 49 Junior Scholars selected in the 8th grade.

Gold Hill Middle students had tremendous success in a number of local and state competitions this year. The Mathcounts team placed 3rd in the region and had the 1st, 4th, and 19th place region winners. The GHMS Science Olympiad team finished 8th place in the state. GHMS had the South Carolina Lieutenant Governor's writing contest winner and the 3rd place recipient of the 'Healthy Habits, Healthy Habitats' Earth Day art competition held at the Anne Springs Close Greenway.

The faculty at GHMS received several honors and accolades for the 2012-2013 school year. Mrs. Jeanne Gregory was named the Daughters of the American Revolution South Carolina History teacher of the year. GHMS selected Mrs. Angela Toms as the 2012-2013 teacher of the year and Sara Jo McKinney as support staff of the year.

The Bulldog Cheer and Dance teams had top place finishes at competitions this year. The Cheer and Dance teams both placed first at the Fort Mill High School Dance Team Invitational Competition and at the Nation Ford Cheer Invitational Competition.

Gold Hill Middle School Students value service. The 8th Grade Beta Club inducted ten new members, collected and donated canned goods to the Fort Mill Care Center, collected \$220 from the school to give to the Cystic Fibrosis Foundation, purchased clothing for a boy and a girl for the GHMS Angel Tree, contributed to the Student Council fundraiser for St. Jude's Hospital, and sponsored an egg hunt for GHES kindergartners. The Student Council raised over \$1,600.00 for St. Jude's Hospital. Gold Hill Middle School continues to receive incredible support from parents throughout our community. The PTA, SIC, and Athletic Booster clubs continually fundraise, volunteer time, and give tirelessly to the students and faculty at GHMS.

The focus of the 2013-2014 school year will remain on high academic rigor and continued improvement of student learning. GHMS will face transitional challenges as it welcomes a new administrative team. Gold Hill Middle School will strive to continue the tradition of educational excellence and community service that is expected in the Fort Mill School District.

Leanne Mace, Chair of the School Improvement Council  
Thomas L. Johnston, Principal

Comprehensive detail, including definitions of ratings, performance criteria, and explanations of status, is available on [www.ed.sc.gov](http://www.ed.sc.gov) and [www.eoc.sc.gov](http://www.eoc.sc.gov) as well as school and school district websites.

Printed versions are available from school districts upon request.

### Abbreviations Key

N/A Not Applicable N/AV Not Available N/C Not Collected N/R Not Reported I/S Insufficient Sample TBD To be determined

NI Newly Identified CSI Continuing School Improvement CA Corrective Action RP Plan to Restructure R Restructure DELAY School Improvement Status HOLD School Improvement Status