



SC Annual School Report Card Summary

Fort Mill Middle School
 York 4
 Grades: 6-8 Enrollment: 567
 Principal: Gregory Norton
 Superintendent: Dr. James N. Epps, Jr.
 Board Chair: Patrick White

PERFORMANCE

Comprehensive detail, including definitions of ratings, performance criteria, and explanations of status, is available on www.ed.sc.gov and www.eoc.sc.gov as well as school and school district websites. Printed versions are available from school districts upon request.

YEAR	ABSOLUTE RATING	GROWTH RATING	PALMETTO GOLD AND SILVER AWARD		ESEA/FEDERAL ACCOUNTABILITY RATING SYSTEM	
			General Performance	Closing the Gap	ESEA Grade	Accountability Indicator
2013	Excellent	Excellent	TBD	TBD	A	N/A
2012	Excellent	Excellent	Gold	N/A	A	N/A
2011	Excellent	Excellent	Gold	N/A	Not Met	N/A

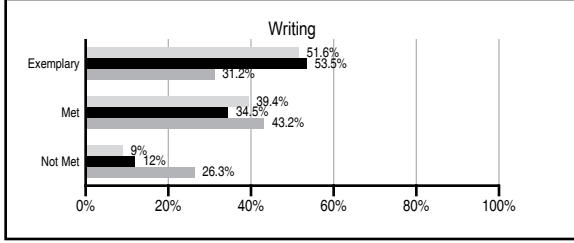
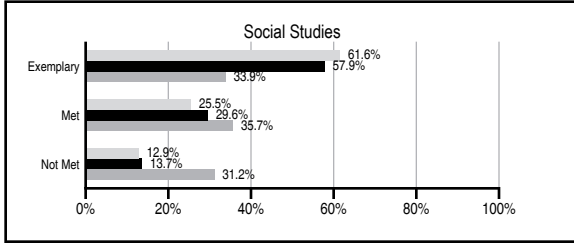
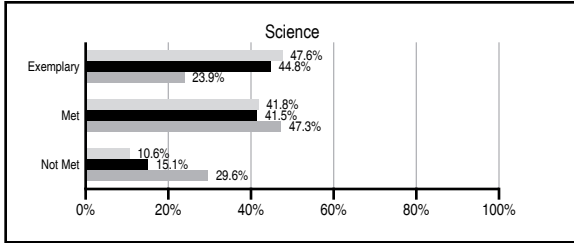
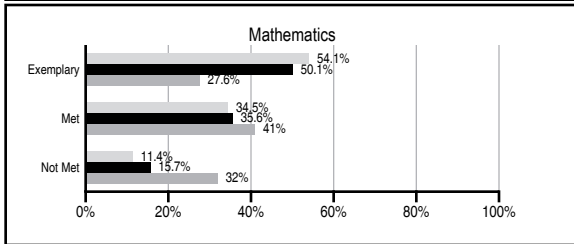
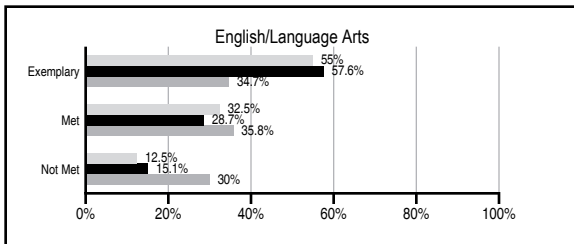
ABSOLUTE RATINGS OF MIDDLE SCHOOLS WITH STUDENTS LIKE OURS*

EXCELLENT	GOOD	AVERAGE	BELOW AVERAGE	AT-RISK
9	1	1	0	0

* Ratings are calculated with data available by 01/15/2014. Schools with Students Like Ours are Middle Schools with Poverty Indices of no more than 5% above or below the index for this school.

PASS PERFORMANCE

Our School Middle Schools with Students Like Ours Middle schools statewide



NAEP PERFORMANCE*

* Performance reported for SC and nation, data not available at school level. Percentages at NAEP Achievement Levels.



END OF COURSE TESTS - 2013

% of students scoring 70 or above on:	Our Middle School	Middle Schools with Students Like Ours
Algebra 1/Math for the Technologies 2	100.0	97.5
English 1	100.0	98.4
Physical Science	N/A	N/A
US History and the Constitution	N/A	N/A
All Subjects	100.0	98.1

SC PERFORMANCE VISION

By 2020 all students will graduate with the knowledge and skills necessary to compete successfully in the global economy, participate in a democratic society and contribute positively as members of families and communities.

Abbreviations Key

N/A Not Applicable N/AV Not Available N/C Not Collected N/R Not Reported I/S Insufficient Sample TBD To be determined

Fort Mill Middle School [York 4]

SCHOOL PROFILE

	Our School	Change from Last Year	Middle Schools with Students Like Ours	Median Middle School
Students (n=567)				
Students enrolled in high school credit courses (grades 7 & 8)	26.0%	Up from 23.8%	38.8%	24.6%
Retention rate	0.2%	Down from 0.4%	0.2%	0.6%
Attendance rate	96.1%	Down from 96.2%	96.5%	95.9%
Served by gifted and talented program	34.2%	N/A	34.2%	18.5%
With disabilities	11.5%	N/A	8.1%	13.0%
Older than usual for grade	2.3%	N/A	1.8%	4.8%
Out-of-school suspensions or expulsions for violent and/or criminal offenses	2.3%	Up from 0.4%	0.5%	0.6%
Annual dropout rate	0.0%	No Change	0.0%	0.0%
Teachers (n=39)				
Teachers with advanced degrees	61.5%	Up from 53.8%	60.5%	61.5%
Continuing contract teachers	92.3%	Up from 87.2%	75.0%	77.2%
Teachers returning from previous year	83.9%	No Change	82.9%	85.9%
Teacher attendance rate	94.9%	Down from 95.2%	95.7%	94.9%
Average teacher salary*	\$54,090	Up 3.1%	\$46,883	\$47,313
Classes not taught by highly qualified teachers	2.6%	Up from 1.9%	6.7%	2.0%
Professional development days/teacher	9.5 days	Up from 6.7 days	11.6 days	10.1 days
School				
Principal's years at school	5.0	Up from 4.0	3.0	4.0
Student-teacher ratio in core subjects	23.9 to 1	Up from 17.1 to 1	23.7 to 1	22.1 to 1
Prime instructional time	89.9%	Down from 90.5%	90.6%	89.6%
Opportunities in the arts	Excellent	No Change	Excellent	Good
SACS accreditation	Yes	No Change	Yes	Yes
Parents attending conferences	99.7%	Down from 99.8%	100.0%	99.0%
Character development program	Good	Up from Average	Excellent	Good
Dollars spent per pupil**	\$7,856	Up 20.4%	\$6,613	\$7,239
Percent of expenditures for instruction**	65.0%	Down from 69.9%	62.0%	63.0%
Percent of expenditures for teacher salaries**	64.0%	Down from 69.2%	61.0%	61.0%
ESEA composite index score	91.2	Down from 93.6	91.3	83.5

* Length of contract = 185+ days.

** Prior year audited financial data available.

EVALUATION RESULTS

	Teachers	Students*	Parents*
Number of surveys returned	28	153	117
Percent satisfied with learning environment	100%	91.5%	94.8%
Percent satisfied with social and physical environment	100%	92.6%	90.5%
Percent satisfied with school-home relations	100%	90.1%	85.2%

*Only students at the highest middle school grade level at this school and their parents were included.

REPORT OF PRINCIPAL AND SCHOOL IMPROVEMENT COUNCIL

The 2012-13 school year was one of challenges, opportunities, and unique success for Fort Mill Middle School. For the fourth year in a row, FMMS was the proud recipient of the Palmetto Gold Award. This award was created for South Carolina schools attaining high levels of absolute performance, high rates of growth and substantial progress in closing achievement gaps among groups of students.

During the school year, our staff immersed themselves in the new Common Core standards. Our math department spent much of the year investigating a new math text that aligns to these new math standards. In the spring of 2013, we piloted with our sixth graders the new Common Core assessment known as SBAC (Smarter Balanced Assessment Consortium). As this new assessment is fully implemented, all the testing will be computer based and will offer us more and varied tools to improve instruction and academic performance.

Our PTO has continued to help us fund enrichment programs such as USA Test- Prep, and they have also contributed greatly to the beautification of our school and the development of outdoor learning spaces.

To enhance and promote character education, leadership skills, and provide for a smooth transition to middle school for our sixth graders; we have provided more training to our staff for WEB (Where Everybody Belongs). WEB is a national program that is part of the Boomerang Project, and FMMS is the only middle school in South Carolina that offers WEB with a trained facilitator. In addition, we implemented a new character education program called Overcoming Obstacles. Our summer bridges camp for selected rising 6th graders continued to grow and prosper for the fifth straight year.

Two of our students were recognized for their state and regional accomplishments. An eighth grade Family and Consumer Science student was the winner of the Southeast United Dairy Industry Association/Domino's Pizza recipe contest for all of North and South Carolina. In addition, a seventh grade art student was the South Carolina winner of the Doodles for Google contest sponsored by Google. Both students received prizes for their achievements and the school received a cash award to help support our Family Consumer Science program.

During 2012-13 and going forward, Fort Mill Middle continues to ensure that our students are academically challenged with rigorous and high quality instruction that meets the needs of our middle school students.

Greg Norton, Principal, and Celia McCarter, School Improvement Council Chair

Comprehensive detail, including definitions of ratings, performance criteria, and explanations of status, is available on www.ed.sc.gov and www.eoc.sc.gov as well as school and school district websites.

Printed versions are available from school districts upon request.

Abbreviations Key

N/A Not Applicable N/AV Not Available N/C Not Collected N/R Not Reported I/S Insufficient Sample TBD To be determined
NI Newly Identified CSI Continuing School Improvement CA Corrective Action RP Plan to Restructure R Restructure DELAY School Improvement Status HOLD School Improvement Status