



SC Annual School Report Card Summary

Palmetto Childrens Attention
 York 3 - Rock Hill
 Grades: K-4 Enrollment: 13
 Principal: Dr. Hugh Wilson
 Superintendent: Dr. Lynn P. Moody
 Board Chair: Jim Vining

PERFORMANCE

Comprehensive detail, including definitions of ratings, performance criteria, and explanations of status, is available on www.ed.sc.gov and www.eoc.sc.gov as well as school and school district websites. Printed versions are available from school districts upon request.

YEAR	ABSOLUTE RATING	GROWTH RATING	PALMETTO GOLD AND SILVER AWARD		ESEA/FEDERAL ACCOUNTABILITY RATING SYSTEM	
			General Performance	Closing the Gap	ESEA Grade	Accountability Indicator
2013	At-Risk	At-Risk	TBD	TBD	I	N/A
2012	At-Risk	At-Risk	N/A	N/A	I	N/A
2011	N/A	N/A	N/A	N/A	Not Met	CA

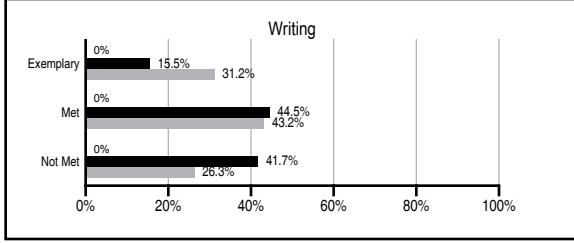
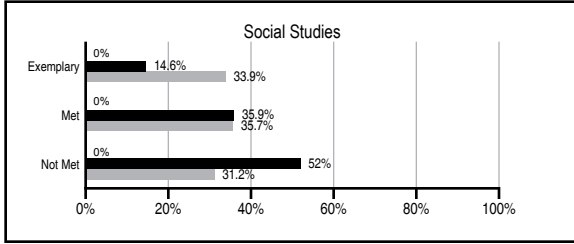
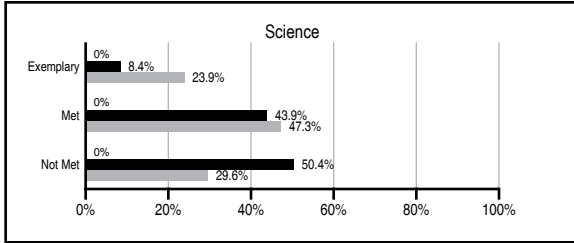
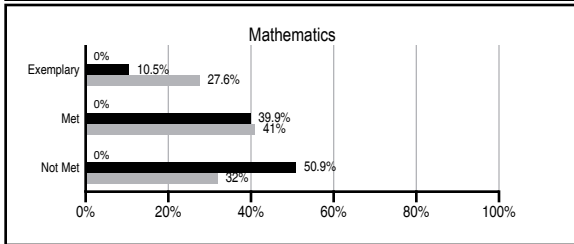
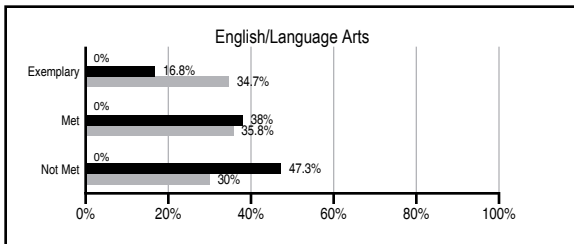
ABSOLUTE RATINGS OF MIDDLE SCHOOLS WITH STUDENTS LIKE OURS*

EXCELLENT	GOOD	AVERAGE	BELOW AVERAGE	AT-RISK
0	0	13	20	14

* Ratings are calculated with data available by 01/15/2014. Schools with Students Like Ours are Middle Schools with Poverty Indices of no more than 5% above or below the index for this school.

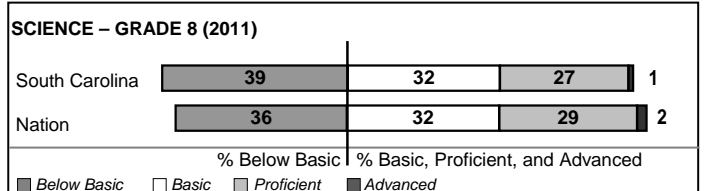
PASS PERFORMANCE

Our School Middle Schools with Students Like Ours Middle schools statewide



NAEP PERFORMANCE*

* Performance reported for SC and nation, data not available at school level. Percentages at NAEP Achievement Levels.



END OF COURSE TESTS - 2013

% of students scoring 70 or above on:	Our Middle School	Middle Schools with Students Like Ours
Algebra 1/Math for the Technologies 2	N/A	86.8
English 1	N/A	85.0
Physical Science	N/A	N/A
US History and the Constitution	N/A	N/A
All Subjects	N/A	86.9

SC PERFORMANCE VISION

By 2020 all students will graduate with the knowledge and skills necessary to compete successfully in the global economy, participate in a democratic society and contribute positively as members of families and communities.

Abbreviations Key

N/A Not Applicable N/AV Not Available N/C Not Collected N/R Not Reported I/S Insufficient Sample TBD To be determined

Palmetto Childrens Attention [York 3 - Rock Hill]

SCHOOL PROFILE

	Our School	Change from Last Year	Middle Schools with Students Like Ours	Median Middle School
Students (n=13)				
Students enrolled in high school credit courses (grades 7 & 8)	N/R	N/R	13.9%	24.6%
Retention rate	0.0%	No Change	0.6%	0.6%
Attendance rate	99.9%	No Change	95.3%	95.9%
Served by gifted and talented program	0.0%	N/A	5.0%	18.5%
With disabilities	35.0%	N/A	16.3%	13.0%
Older than usual for grade	20.0%	N/A	7.9%	4.8%
Out-of-school suspensions or expulsions for violent and/or criminal offenses	N/R	N/R	0.5%	0.6%
Annual dropout rate	N/A	N/A	0.0%	0.0%
Teachers (n=3)				
Teachers with advanced degrees	0.0%	No Change	60.0%	61.5%
Continuing contract teachers	33.3%	Up from 0.0%	65.5%	77.2%
Teachers returning from previous year	83.3%	Down from 100.0%	76.8%	85.9%
Teacher attendance rate	85.0%	N/R	95.3%	94.9%
Average teacher salary*	I/S	I/S	\$44,373	\$47,313
Classes not taught by highly qualified teachers	0.0%	No Change	4.1%	2.0%
Professional development days/teacher	N/R	N/R	9.3 days	10.1 days
School				
Principal's years at school	N/R	N/R	3.0	4.0
Student-teacher ratio in core subjects	N/R	N/R	17.9 to 1	22.1 to 1
Prime instructional time	78.5%	N/R	89.4%	89.6%
Opportunities in the arts	N/R	N/R	Good	Good
SACS accreditation	N/R	N/R	Yes	Yes
Parents attending conferences	N/R	N/R	99.3%	99.0%
Character development program	N/R	N/R	Excellent	Good
Dollars spent per pupil**	\$12,944	Down 43.8%	\$10,315	\$7,239
Percent of expenditures for instruction**	62.0%	Down from 66.4%	60.0%	63.0%
Percent of expenditures for teacher salaries**	50.0%	Down from 61.2%	54.0%	61.0%
ESEA composite index score	N/A	N/A	51.8	83.5

* Length of contract = 185+ days.

** Prior year audited financial data available.

EVALUATION RESULTS

	Teachers	Students*	Parents*
Number of surveys returned	N/A	12	N/A
Percent satisfied with learning environment	N/A	83.4%	N/A
Percent satisfied with social and physical environment	N/A	83.3%	N/A
Percent satisfied with school-home relations	N/A	91.7%	N/A

*Only students at the highest middle school grade level at this school and their parents were included.

REPORT OF PRINCIPAL AND SCHOOL IMPROVEMENT COUNCIL

Every day in South Carolina, there are children who are being abused, abandoned, neglected, and becoming homeless at an alarming rate. The Children's Attention Home Charter School (CAH Charter School) was established in 2004 to meet the educational needs of abused and neglected children who were placed at the Children's Attention Home in Rock Hill, South Carolina for emergency shelter by the Department of Social Services (DSS). Many of these children are absent in traditional schools because of injury, illness, or lack of parental support to get them to school on a regular basis. Because of the instructional learning deficits, children who have been removed from their homes by DSS often arrive at the CAH Charter School significantly below grade level in all academic areas. The School only has two full time teachers and two part-time teachers. CAH Charter School is relatively much smaller than most schools and has to receive 60% of its funding from grants, private donors, and fundraising events.

Dr Hugh Wilson Principal/Executive Director
Dan Freeman School Board Chair

Comprehensive detail, including definitions of ratings, performance criteria, and explanations of status, is available on www.ed.sc.gov and www.eoc.sc.gov as well as school and school district websites.

Printed versions are available from school districts upon request.

Abbreviations Key

N/A Not Applicable N/AV Not Available N/C Not Collected N/R Not Reported I/S Insufficient Sample TBD To be determined

NI Newly Identified CSI Continuing School Improvement CA Corrective Action RP Plan to Restructure R Restructure DELAY School Improvement Status HOLD School Improvement Status