

SC Annual School Report Card Summary

Saluda Trail Middle School
 York 3 - Rock Hill
 Grades: 6-8 Enrollment: 816
 Principal: Brenda Campbell
 Superintendent: Dr. Lynn P. Moody
 Board Chair: Jim Vining

PERFORMANCE

Comprehensive detail, including definitions of ratings, performance criteria, and explanations of status, is available on www.ed.sc.gov and www.eoc.sc.gov as well as school and school district websites. Printed versions are available from school districts upon request.

YEAR	ABSOLUTE RATING	GROWTH RATING	PALMETTO GOLD AND SILVER AWARD		ESEA/FEDERAL ACCOUNTABILITY RATING SYSTEM	
			General Performance	Closing the Gap	ESEA Grade	Accountability Indicator
2013	Average	Average	TBD	TBD	C	N/A
2012	Average	Good	Silver	N/A	B	N/A
2011	Average	Good	Silver	N/A	Not Met	N/A

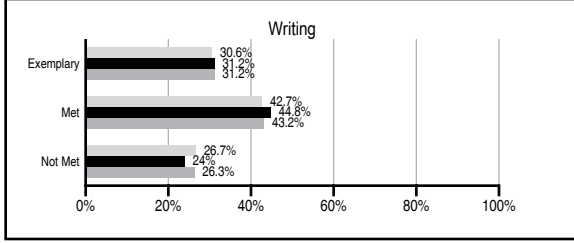
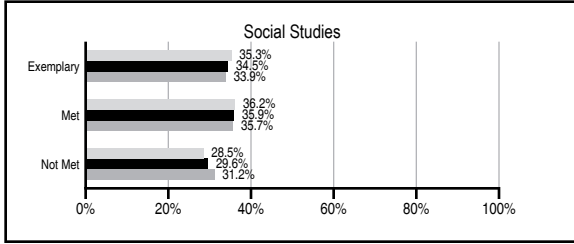
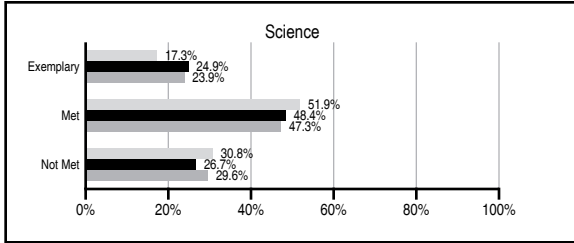
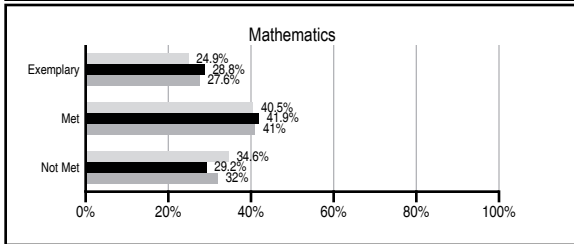
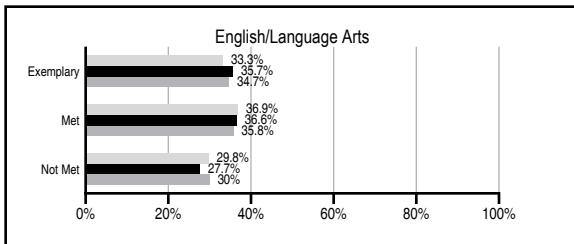
ABSOLUTE RATINGS OF MIDDLE SCHOOLS WITH STUDENTS LIKE OURS*

EXCELLENT	GOOD	AVERAGE	BELOW AVERAGE	AT-RISK
3	21	36	1	1

* Ratings are calculated with data available by 01/15/2014. Schools with Students Like Ours are Middle Schools with Poverty Indices of no more than 5% above or below the index for this school.

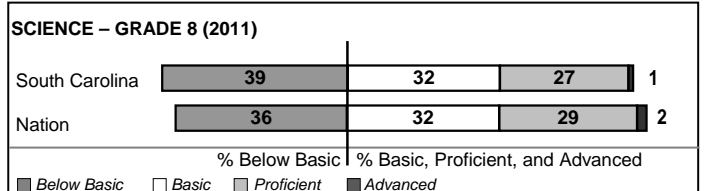
PASS PERFORMANCE

Our School Middle Schools with Students Like Ours Middle schools statewide



NAEP PERFORMANCE*

* Performance reported for SC and nation, data not available at school level. Percentages at NAEP Achievement Levels.



END OF COURSE TESTS - 2013

% of students scoring 70 or above on:	Our Middle School	Middle Schools with Students Like Ours
Algebra 1/Math for the Technologies 2	96.9	95.6
English 1	91.4	94.6
Physical Science	N/A	N/A
US History and the Constitution	N/A	N/A
All Subjects	93.9	95.2

SC PERFORMANCE VISION

By 2020 all students will graduate with the knowledge and skills necessary to compete successfully in the global economy, participate in a democratic society and contribute positively as members of families and communities.

Abbreviations Key

N/A Not Applicable N/AV Not Available N/C Not Collected N/R Not Reported I/S Insufficient Sample TBD To be determined

Saluda Trail Middle School [York 3 - Rock Hill]

SCHOOL PROFILE

	Our School	Change from Last Year	Middle Schools with Students Like Ours	Median Middle School
Students (n=816)				
Students enrolled in high school credit courses (grades 7 & 8)	28.3%	Down from 29.5%	25.7%	24.6%
Retention rate	0.7%	Down from 1.7%	0.7%	0.6%
Attendance rate	96.6%	Up from 96.5%	95.8%	95.9%
Served by gifted and talented program	18.7%	N/A	21.0%	18.5%
With disabilities	15.8%	N/A	13.8%	13.0%
Older than usual for grade	3.7%	N/A	5.1%	4.8%
Out-of-school suspensions or expulsions for violent and/or criminal offenses	1.3%	Up from 1.1%	0.8%	0.6%
Annual dropout rate	0.0%	No Change	0.0%	0.0%
Teachers (n=52)				
Teachers with advanced degrees	57.7%	Up from 45.3%	62.4%	61.5%
Continuing contract teachers	82.7%	Up from 81.1%	83.3%	77.2%
Teachers returning from previous year	90.7%	Down from 95.1%	88.6%	85.9%
Teacher attendance rate	96.1%	Up from 95.3%	94.5%	94.9%
Average teacher salary*	\$49,335	Up 7.2%	\$48,334	\$47,313
Classes not taught by highly qualified teachers	15.5%	Up from 0.5%	0.0%	2.0%
Professional development days/teacher	6.5 days	Down from 7.9 days	9.0 days	10.1 days
School				
Principal's years at school	9.0	Up from 8.0	4.0	4.0
Student-teacher ratio in core subjects	22.3 to 1	Up from 21.9 to 1	22.2 to 1	22.1 to 1
Prime instructional time	91.7%	Up from 89.8%	89.3%	89.6%
Opportunities in the arts	Excellent	No Change	Good	Good
SACS accreditation	Yes	No Change	Yes	Yes
Parents attending conferences	93.4%	Up from 93.2%	98.5%	99.0%
Character development program	Average	No Change	Good	Good
Dollars spent per pupil**	\$6,985	Down 1.6%	\$7,224	\$7,239
Percent of expenditures for instruction**	66.0%	Down from 66.6%	63.0%	63.0%
Percent of expenditures for teacher salaries**	64.0%	Down from 65.8%	60.5%	61.0%
ESEA composite index score	73.6	Down from 88.1	85.3	83.5

* Length of contract = 185+ days.

** Prior year audited financial data available.

REPORT OF PRINCIPAL AND SCHOOL IMPROVEMENT COUNCIL

Saluda Trail Middle School just completed our first full year as a Science, Technology, Engineering, and Math (STEM) Magnet School. We have integrated technology through the use of iPads in the classrooms. All teachers and a cohort team of 105 sixth graders piloted the iPads for instruction this school year. We also worked as a school by training on Inquiry delivery, STEM integration, challenge-based units of study, and using the engineering design cycle in all classrooms. We will continue working with the state's STEM Academy for professional development for our teachers.

We added digital photography, video production, digital piano, design studio, robotics, sculpture, and STEM Academy as related arts offerings to our students. We have been funded over \$60,000 in grant money this year alone and wrote a 2.4 million dollar magnet school grant we are hoping to obtain. Parents, students, and teachers have embraced the new STEM curriculum and love the new related arts courses.

Saluda Trail adopted STEM Student Qualities which we use as our character development traits across our curriculum. We have added new clubs to the already long list offered to our students including GEMS (Girls in Engineering, Math, and Science) and Green STEM Club. Our outstanding athletics program give students at Saluda Trail a chance to be competitive with other middle schools and develop social skills. Saluda Trail Middle School students, staff, and community continue to work together to provide the best instruction and experiences for our students.

Brenda Campbell, Principal
Ruth Ann Pitt, School Improvement Council Chairperson

EVALUATION RESULTS

	Teachers	Students*	Parents*
Number of surveys returned	50	213	87
Percent satisfied with learning environment	98%	85%	88.5%
Percent satisfied with social and physical environment	100%	86.7%	81.6%
Percent satisfied with school-home relations	90%	90.5%	70.1%

*Only students at the highest middle school grade level at this school and their parents were included.

Comprehensive detail, including definitions of ratings, performance criteria, and explanations of status, is available on www.ed.sc.gov and www.eoc.sc.gov as well as school and school district websites.

Printed versions are available from school districts upon request.

Abbreviations Key

N/A Not Applicable N/AV Not Available N/C Not Collected N/R Not Reported I/S Insufficient Sample TBD To be determined

NI Newly Identified CSI Continuing School Improvement CA Corrective Action RP Plan to Restructure R Restructure DELAY School Improvement Status HOLD School Improvement Status