



SC Annual School Report Card Summary

Rawlinson Road Middle
 York 3 - Rock Hill
 Grades: 6-8 Enrollment: 643
 Principal: Jean R. Dickson
 Superintendent: Dr. Lynn P. Moody
 Board Chair: Jim Vining

PERFORMANCE

Comprehensive detail, including definitions of ratings, performance criteria, and explanations of status, is available on www.ed.sc.gov and www.eoc.sc.gov as well as school and school district websites. Printed versions are available from school districts upon request.

YEAR	ABSOLUTE RATING	GROWTH RATING	PALMETTO GOLD AND SILVER AWARD		ESEA/FEDERAL ACCOUNTABILITY RATING SYSTEM	
			General Performance	Closing the Gap	ESEA Grade	Accountability Indicator
2013	Good	Average	TBD	TBD	C	N/A
2012	Excellent	Excellent	Gold	Silver	A	N/A
2011	Good	Good	Silver	N/A	Not Met	N/A

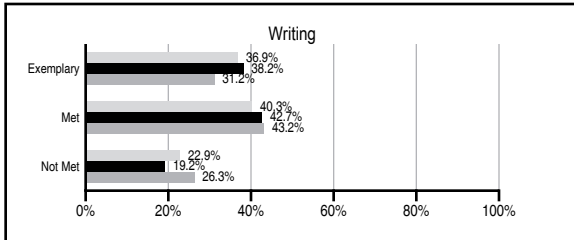
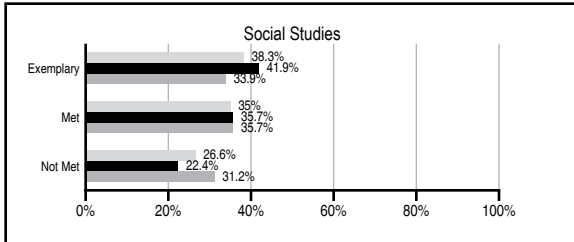
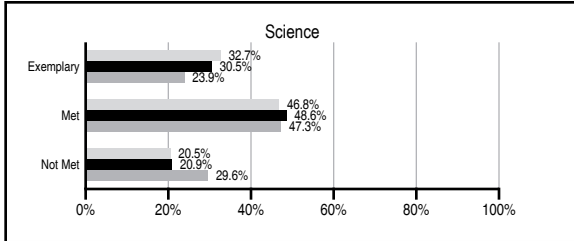
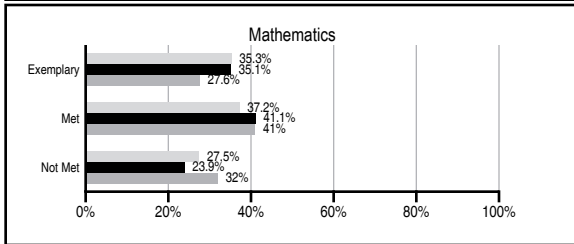
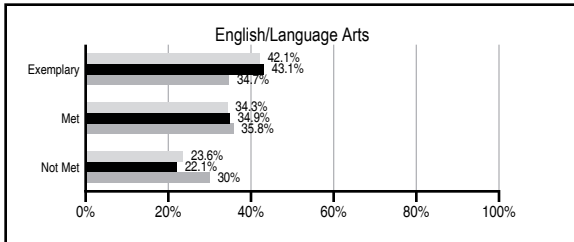
ABSOLUTE RATINGS OF MIDDLE SCHOOLS WITH STUDENTS LIKE OURS*

EXCELLENT	GOOD	AVERAGE	BELOW AVERAGE	AT-RISK
14	15	9	0	0

* Ratings are calculated with data available by 01/15/2014. Schools with Students Like Ours are Middle Schools with Poverty Indices of no more than 5% above or below the index for this school.

PASS PERFORMANCE

Our School Middle Schools with Students Like Ours Middle schools statewide



NAEP PERFORMANCE*

* Performance reported for SC and nation, data not available at school level. Percentages at NAEP Achievement Levels.



END OF COURSE TESTS - 2013

% of students scoring 70 or above on:	Our Middle School	Middle Schools with Students Like Ours
Algebra 1/Math for the Technologies 2	100.0	96.6
English 1	95.4	95.6
Physical Science	N/A	N/A
US History and the Constitution	N/A	0
All Subjects	97.2	96.5

SC PERFORMANCE VISION

By 2020 all students will graduate with the knowledge and skills necessary to compete successfully in the global economy, participate in a democratic society and contribute positively as members of families and communities.

Abbreviations Key

N/A Not Applicable N/AV Not Available N/C Not Collected N/R Not Reported I/S Insufficient Sample TBD To be determined

Rawlinson Road Middle [York 3 - Rock Hill]

SCHOOL PROFILE

	Our School	Change from Last Year	Middle Schools with Students Like Ours	Median Middle School
Students (n=643)				
Students enrolled in high school credit courses (grades 7 & 8)	25.1%	Down from 32.3%	25.9%	24.6%
Retention rate	1.1%	Down from 1.2%	0.6%	0.6%
Attendance rate	96.9%	Down from 97.0%	96.4%	95.9%
Served by gifted and talented program	27.4%	N/A	24.2%	18.5%
With disabilities	18.8%	N/A	11.3%	13.0%
Older than usual for grade	3.1%	N/A	3.6%	4.8%
Out-of-school suspensions or expulsions for violent and/or criminal offenses	0.0%	No Change	0.3%	0.6%
Annual dropout rate	0.0%	No Change	0.0%	0.0%
Teachers (n=43)				
Teachers with advanced degrees	62.8%	Down from 68.2%	62.8%	61.5%
Continuing contract teachers	88.4%	Down from 90.9%	79.7%	77.2%
Teachers returning from previous year	89.2%	Down from 90.1%	88.2%	85.9%
Teacher attendance rate	95.4%	No Change	95.2%	94.9%
Average teacher salary*	\$51,976	Up 4.0%	\$48,443	\$47,313
Classes not taught by highly qualified teachers	0.0%	No Change	2.4%	2.0%
Professional development days/teacher	15.5 days	Down from 16.0 days	11.3 days	10.1 days
School				
Principal's years at school	7.0	Up from 6.0	4.0	4.0
Student-teacher ratio in core subjects	13.9 to 1	Down from 17.5 to 1	23.5 to 1	22.1 to 1
Prime instructional time	91.3%	No Change	90.2%	89.6%
Opportunities in the arts	Excellent	No Change	Good	Good
SACS accreditation	Yes	No Change	Yes	Yes
Parents attending conferences	91.6%	Down from 97.5%	99.6%	99.0%
Character development program	Good	No Change	Good	Good
Dollars spent per pupil**	\$7,903	Up 9.8%	\$6,887	\$7,239
Percent of expenditures for instruction**	63.0%	Up from 62.8%	65.5%	63.0%
Percent of expenditures for teacher salaries**	62.0%	Up from 61.9%	63.5%	61.0%
ESEA composite index score	76.1	Down from 92.5	87.0	83.5

* Length of contract = 185+ days.

** Prior year audited financial data available.

EVALUATION RESULTS

	Teachers	Students*	Parents*
Number of surveys returned	47	233	132
Percent satisfied with learning environment	95.7%	89.3%	88.7%
Percent satisfied with social and physical environment	95.7%	88.2%	90.2%
Percent satisfied with school-home relations	93.5%	83.5%	80.5%

*Only students at the highest middle school grade level at this school and their parents were included.

REPORT OF PRINCIPAL AND SCHOOL IMPROVEMENT COUNCIL

Rawlinson Road Middle School (RRMS) continues to be committed to ensuring the development of the unique potential of each student. We celebrated our 40th birthday this year. Our goal is to develop students as lifelong learners through a comprehensive and challenging education program that embraces engaging, meaningful practices. Our team structure of the core academics creates small learning communities for our students. Our exceptional fine arts and athletic programs continue to provide opportunities for our students to showcase their intelligence and skills in all areas.

Our school continues to address our achievement gap goals developed through our participation in the Making Middle Grades Work initiative and our School Improvement Plans. Our faculty is involved in continuous professional development to ensure that our students are engaged in their instruction. This year, teachers participated in multiple technology sessions in order to incorporate iPads and Challenged Based Learning in their classroom instruction. Additionally, our teachers continue to receive professional development on Common Core standards and are prepared for implementation. Our data room houses students' assessment data, specifically MAP, PASS and course performance, to provide our teachers with vital information in a visual manner. Collaborative planning for instruction both at the team level and grade level continuously takes place to maximize student learning. Our enrichment period allows our students to receive academic support based upon MAP testing results, data that identifies and addresses the academic needs of our students. During that time, we also are challenging our identified Gifted and Talented population with engaging activities geared toward students' areas of strengths. Response to Intervention strategies include the use of Compass Learning, a re-teach and re-take policy, Lunch and Learn, and the use of performance at the mastery level grading policy. Our after-school Homework Club allows students to work on homework assignments with the aid of two certified teachers two days a week. We have mentoring programs in all grades to help students over difficult times. Our Watch Dog Dads program continues to be very successful; we have had many fathers participate. This year we were awarded the Palmetto Gold Award for our academic achievement as well as the Palmetto Silver Award for continuing to close our achievement gap. We were the only middle school in Rock Hill to win both the Gold and Silver awards!

RRMS students, staff and community participated in service learning and charity projects this year. We also participated in our district's Back the Pack food drive, Christmas charities, and Special Olympics. Our SIC and PTO continue to support our efforts at RRMS through volunteer hours and fundraising, ensuring that our school meets the needs of our students, teachers, and community.

Dr. Jean Dickson, Principal/Ginger Warren, SIC Chairperson

Comprehensive detail, including definitions of ratings, performance criteria, and explanations of status, is available on www.ed.sc.gov and www.eoc.sc.gov as well as school and school district websites.

Printed versions are available from school districts upon request.

Abbreviations Key

N/A Not Applicable N/AV Not Available N/C Not Collected N/R Not Reported I/S Insufficient Sample TBD To be determined

NI Newly Identified CSI Continuing School Improvement CA Corrective Action RP Plan to Restructure R Restructure DELAY School Improvement Status HOLD School Improvement Status