



SC Annual School Report Card Summary

WC Sullivan Middle School
 York 3 - Rock Hill
 Grades: 6-8 Enrollment: 783
 Principal: Michael Waiksnis
 Superintendent: Dr. Lynn P. Moody
 Board Chair: Jim Vining

PERFORMANCE

Comprehensive detail, including definitions of ratings, performance criteria, and explanations of status, is available on www.ed.sc.gov and www.eoc.sc.gov as well as school and school district websites. Printed versions are available from school districts upon request.

YEAR	ABSOLUTE RATING	GROWTH RATING	PALMETTO GOLD AND SILVER AWARD		ESEA/FEDERAL ACCOUNTABILITY RATING SYSTEM	
			General Performance	Closing the Gap	ESEA Grade	Accountability Indicator
2013	Average	Average	TBD	TBD	C	N/A
2012	Good	Good	Silver	N/A	A	N/A
2011	Average	Average	Silver	N/A	Not Met	N/A

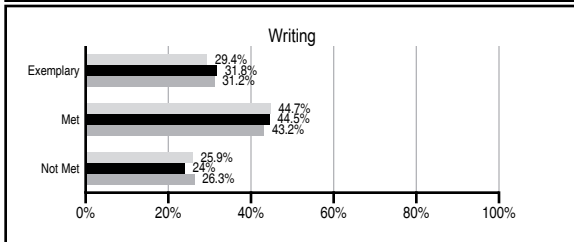
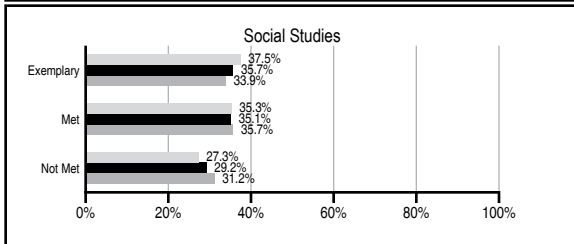
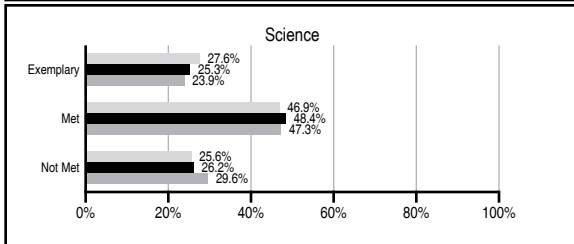
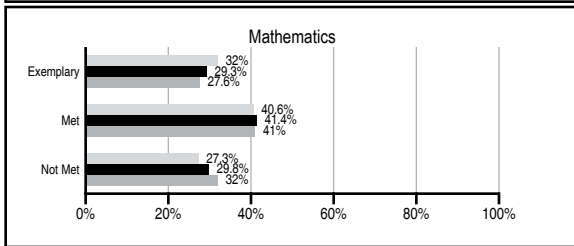
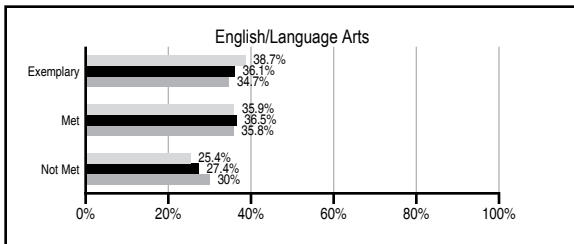
ABSOLUTE RATINGS OF MIDDLE SCHOOLS WITH STUDENTS LIKE OURS*

EXCELLENT	GOOD	AVERAGE	BELOW AVERAGE	AT-RISK
5	17	37	1	1

* Ratings are calculated with data available by 01/15/2014. Schools with Students Like Ours are Middle Schools with Poverty Indices of no more than 5% above or below the index for this school.

PASS PERFORMANCE

Our School
 Middle Schools with Students Like Ours
 Middle schools statewide



NAEP PERFORMANCE*

* Performance reported for SC and nation, data not available at school level. Percentages at NAEP Achievement Levels.

READING - GRADE 8 (2011)



MATH - GRADE 8 (2011)



SCIENCE - GRADE 8 (2011)



END OF COURSE TESTS - 2013

% of students scoring 70 or above on:	Our Middle School	Middle Schools with Students Like Ours
Algebra 1/Math for the Technologies 2	97.7	96.2
English 1	85.9	94.7
Physical Science	N/A	N/A
US History and the Constitution	N/A	N/A
All Subjects	89.6	95.8

SC PERFORMANCE VISION

By 2020 all students will graduate with the knowledge and skills necessary to compete successfully in the global economy, participate in a democratic society and contribute positively as members of families and communities.

Abbreviations Key

N/A Not Applicable N/AV Not Available N/C Not Collected N/R Not Reported I/S Insufficient Sample TBD To be determined

WC Sullivan Middle School [York 3 - Rock Hill]

SCHOOL PROFILE

	Our School	Change from Last Year	Middle Schools with Students Like Ours	Median Middle School
Students (n=783)				
Students enrolled in high school credit courses (grades 7 & 8)	21.4%	Down from 24.5%	25.5%	24.6%
Retention rate	2.1%	Down from 2.8%	0.7%	0.6%
Attendance rate	95.5%	Down from 95.7%	95.8%	95.9%
Served by gifted and talented program	23.9%	N/A	20.8%	18.5%
With disabilities	13.7%	N/A	14.1%	13.0%
Older than usual for grade	4.1%	N/A	5.4%	4.8%
Out-of-school suspensions or expulsions for violent and/or criminal offenses	0.8%	Up from 0.1%	0.8%	0.6%
Annual dropout rate	0.7%	Up from 0.6%	0.0%	0.0%
Teachers (n=53)				
Teachers with advanced degrees	60.4%	Up from 58.8%	61.6%	61.5%
Continuing contract teachers	77.4%	Down from 80.4%	83.3%	77.2%
Teachers returning from previous year	88.8%	Down from 89.0%	87.7%	85.9%
Teacher attendance rate	95.2%	No Change	94.5%	94.9%
Average teacher salary*	\$50,627	Up 4.4%	\$48,386	\$47,313
Classes not taught by highly qualified teachers	6.8%	Up from 4.0%	0.8%	2.0%
Professional development days/teacher	11.5 days	Up from 9.5 days	9.4 days	10.1 days
School				
Principal's years at school	5.0	Up from 4.0	4.0	4.0
Student-teacher ratio in core subjects	17.0 to 1	Down from 20.1 to 1	22.4 to 1	22.1 to 1
Prime instructional time	89.7%	Up from 89.3%	89.4%	89.6%
Opportunities in the arts	Good	No Change	Good	Good
SACS accreditation	Yes	No Change	Yes	Yes
Parents attending conferences	92.7%	Down from 96.0%	98.4%	99.0%
Character development program	Excellent	Up from Good	Good	Good
Dollars spent per pupil**	\$7,138	Up 1.0%	\$7,170	\$7,239
Percent of expenditures for instruction**	63.0%	Down from 65.4%	64.0%	63.0%
Percent of expenditures for teacher salaries**	62.0%	Down from 64.0%	61.0%	61.0%
ESEA composite index score	75.9	Down from 97.4	84.5	83.5

* Length of contract = 185+ days.

** Prior year audited financial data available.

EVALUATION RESULTS

	Teachers	Students*	Parents*
Number of surveys returned	44	207	84
Percent satisfied with learning environment	93.2%	69.1%	84.5%
Percent satisfied with social and physical environment	95.4%	72.2%	88%
Percent satisfied with school-home relations	84.1%	86.4%	70.8%

*Only students at the highest middle school grade level at this school and their parents were included.

REPORT OF PRINCIPAL AND SCHOOL IMPROVEMENT COUNCIL

Sullivan has received many awards and accolades recently. We are performing higher academically than ever before. We received an "A" rating last year, which is defined as "substantially exceeding state expectations." We have been awarded the Palmetto Silver Award the past two years. In addition, we received "Good" ratings in both the absolute and growth categories of the State Report Card last year. This is the first time we have ever received a rating this high in growth, and it is only the second time we have earned this in the absolute category.

We know test scores only tell part of the story within a school. We have worked hard to add a wealth of opportunities for our students. For example, we added a Mandarin Chinese language program. We now proudly offer Spanish, French, and Mandarin Chinese as language options to help students meet the language requirement every year. Moreover, we have added a media literacy class, a literacy club class, and have plans to add a Computer Coding and Astronomy class next year. In addition to these course offerings, we have added several extracurricular clubs and activities for our students.

We worked with a learning organization to recover a grant worth \$575,000. This is being used to implement an after school program and summer camp. These programs are 100% free for our families and are serving a great need for our school.

Sullivan continues to be a leader in communication. We use a wide variety of tools to communicate with our families. We have been publishing our Falcon News Blog for five years. It can be accessed at sullivanms.edublogs.org. We also have Facebook and Twitter accounts that are regularly updated. Additionally, we use email and text messaging to keep our parents informed as well. I encourage you to visit our website at sms.rock-hill.k12.sc.us to learn more about our communication channels. Data from our parent surveys over the past four years shows a huge increase in their satisfaction with Sullivan.

A good number of our teachers and administrative staff were selected to present at local, state and national conferences. We also have teachers who serve on accreditation and site visiting teams. This is an indicator of our highly successful faculty/staff.

We are excited for the future of Sullivan Middle School!

Michael Waiksnis, Principal
Courtney Bala, School Improvement Council Chair

Comprehensive detail, including definitions of ratings, performance criteria, and explanations of status, is available on www.ed.sc.gov and www.eoc.sc.gov as well as school and school district websites.

Printed versions are available from school districts upon request.

Abbreviations Key

N/A Not Applicable N/AV Not Available N/C Not Collected N/R Not Reported I/S Insufficient Sample TBD To be determined

NI Newly Identified CSI Continuing School Improvement CA Corrective Action RP Plan to Restructure R Restructure DELAY School Improvement Status HOLD School Improvement Status